



# WL11-2P2430

W11-2

SMALL PHOTOELECTRIC SENSORS

**SICK**  
Sensor Intelligence.



Illustration may differ



### Ordering information

| Type        | Part no. |
|-------------|----------|
| WL11-2P2430 | 1041385  |

Other models and accessories → [www.sick.com/W11-2](http://www.sick.com/W11-2)

### Detailed technical data

#### Features

|  |  |
|--|--|
| <b>Sensor/ detection principle</b>     | Photoelectric retro-reflective sensor, Dual lens |
| <b>Dimensions (W x H x D)</b>          | 15.6 mm x 48.5 mm x 42 mm                        |
| <b>Housing design (light emission)</b> | Rectangular                                      |
| <b>Sensing range max.</b>              | 0.15 m ... 10 m <sup>1)</sup>                    |
| <b>Sensing range</b>                   | 0.15 m ... 8 m <sup>1)</sup>                     |
| <b>Type of light</b>                   | Visible red light                                |
| <b>Light source</b>                    | LED <sup>2)</sup>                                |
| <b>Light spot size (distance)</b>      | Ø 50 mm (3 m)                                    |
| <b>Angle of dispersion</b>             | Approx. 2.2°                                     |
| <b>Wave length</b>                     | 640 nm   |
| <b>Adjustment</b>                      | None   |

<sup>1)</sup> Reflector PL80A.

<sup>2)</sup> Average service life: 100,000 h at T<sub>J</sub> = +25 °C.

#### Mechanics/electronics

|                       |                                   |
|-----------------------|-----------------------------------|
| <b>Supply voltage</b> | 10 V DC ... 30 V DC <sup>1)</sup> |
|-----------------------|-----------------------------------|

<sup>1)</sup> Limit values when operated in short-circuit protected network: max. 8 A.

<sup>2)</sup> May not exceed or fall below U<sub>V</sub> tolerances.

<sup>3)</sup> Without load.

<sup>4)</sup> Signal transit time with resistive load.

<sup>5)</sup> With light/dark ratio 1:1.

<sup>6)</sup> A = V<sub>S</sub> connections reverse-polarity protected.

<sup>7)</sup> C = interference suppression.

<sup>8)</sup> D = outputs overcurrent and short-circuit protected.

<sup>9)</sup> Reference voltage DC 50 V.

|   |   |
|---|---|
| <b>Ripple</b>                               | $\leq 5 V_{pp}^{2)}$                                  |
| <b>Current consumption</b>                  | 30 mA <sup>3)</sup>                                   |
| <b>Switching output</b>                     | PNP   |
| <b>Output function</b>                      | Complementary   |
| <b>Switching mode</b>                       | Light/dark switching                                  |
| <b>Signal voltage PNP HIGH/LOW</b>          | $U_v - 2.5 V / \text{approx. } 0 V$                   |
| <b>Output current <math>I_{max.}</math></b> | 100 mA  |
| <b>Response time</b>                        | $\leq 2.5 ms^{4)}$                                    |
| <b>Switching frequency</b>                  | 200 Hz <sup>5)</sup>                                  |
| <b>Connection type</b>                      | Male connector M12, 4-pin                             |
| <b>Circuit protection</b>                   | A <sup>6)</sup><br>C <sup>7)</sup><br>D <sup>8)</sup> |
| <b>Protection class</b>                     | II <sup>9)</sup>                                      |
| <b>Weight</b>                               | 120 g   |
| <b>Polarisation filter</b>                  | ✓   |
| <b>Housing material</b>                     | Plastic, ABS  |
| <b>Optics material</b>                      | Plastic, PMMA   |
| <b>Enclosure rating</b>                     | IP66<br>IP67<br>IP69K                                 |
| <b>Ambient operating temperature</b>        | -30 °C ... +60 °C                                     |
| <b>Ambient storage temperature</b>          | -40 °C ... +75 °C                                     |
| <b>UL File No.</b>                          | NRKH.E181493 & NRKH7.E181493                          |

1) Limit values when operated in short-circuit protected network: max. 8 A.

2) May not exceed or fall below  $U_v$  tolerances.

3) Without load.

4) Signal transit time with resistive load.

5) With light/dark ratio 1:1.

6) A =  $V_S$  connections reverse-polarity protected.

7) C = interference suppression.

8) D = outputs overcurrent and short-circuit protected.

9) Reference voltage DC 50 V.

### Safety-related parameters

|                         |             |
|-------------------------|-------------|
| <b>MTTF<sub>D</sub></b> | 3,092 years |
| <b>DC<sub>avg</sub></b> | 0%          |

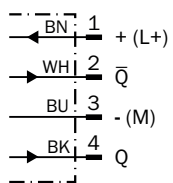
### Classifications

|                     |          |
|---------------------|----------|
| <b>ECl@ss 5.0</b>   | 27270902 |
| <b>ECl@ss 5.1.4</b> | 27270902 |
| <b>ECl@ss 6.0</b>   | 27270902 |
| <b>ECl@ss 6.2</b>   | 27270902 |
| <b>ECl@ss 7.0</b>   | 27270902 |
| <b>ECl@ss 8.0</b>   | 27270902 |

|                       |          |
|-----------------------|----------|
| <b>ECl@ss 8.1</b>     | 27270902 |
| <b>ECl@ss 9.0</b>     | 27270902 |
| <b>ECl@ss 10.0</b>    | 27270902 |
| <b>ECl@ss 11.0</b>    | 27270902 |
| <b>ETIM 5.0</b>       | EC002717 |
| <b>ETIM 6.0</b>       | EC002717 |
| <b>ETIM 7.0</b>       | EC002717 |
| <b>UNSPSC 16.0901</b> | 39121528 |

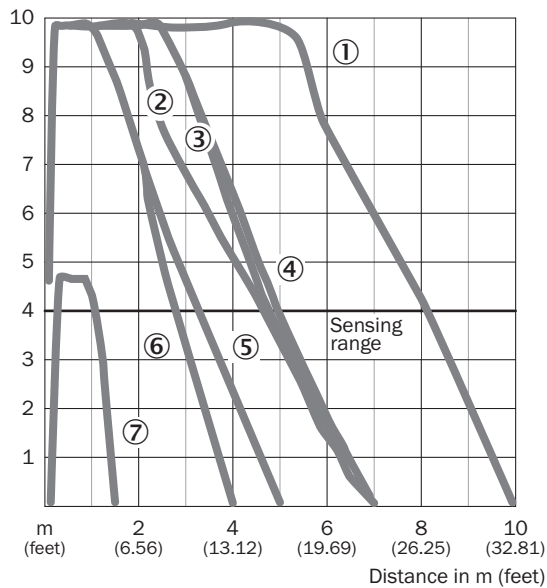
### Connection diagram

Cd-083



### Characteristic curve

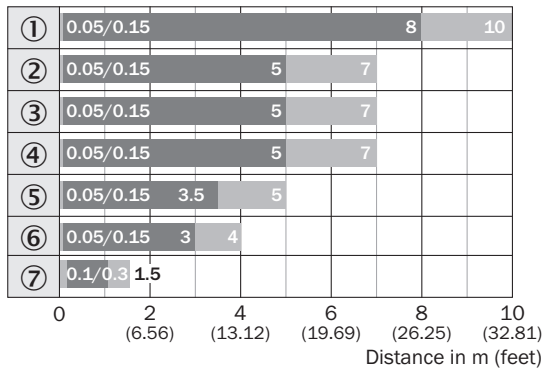
WL11-2



- ① Reflector PL80A
- ② Reflector C110A
- ③ Reflector PL50A
- ④ Reflector PL40A
- ⑤ Reflector PL30A
- ⑥ Reflector PL20A
- ⑦ Reflective tape Diamond Grade

## Sensing range diagram

WL11-2

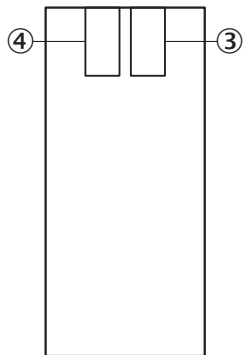


■ Sensing range                      ■ Sensing range typ. max.

- ① Reflector PL80A
- ② Reflector C110A
- ③ Reflector PL50A
- ④ Reflector PL40A
- ⑤ Reflector PL30A
- ⑥ Reflector PL20A
- ⑦ Reflective tape Diamond Grade

## Adjustments

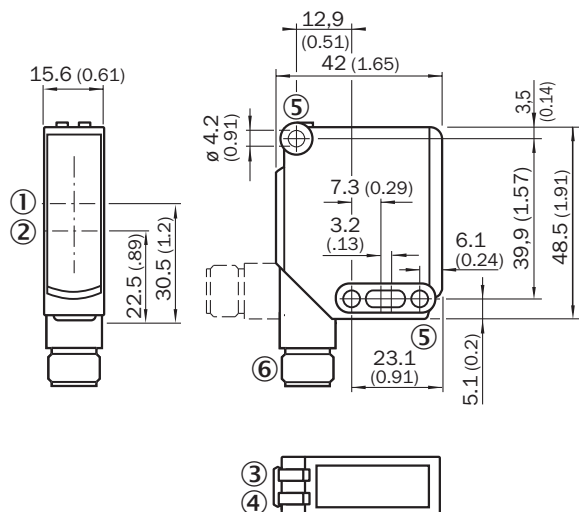
WL11-2



- ③ LED indicator green: Supply voltage active
- ④ LED indicator yellow: Status of received light beam

### Dimensional drawing (Dimensions in mm (inch))






WL11-2



- ① Optical axis, sender
- ② Optical axis, receiver
- ③ LED indicator green: Supply voltage active
- ④ LED indicator yellow: Status of received light beam
- ⑤ Mounting hole  $\varnothing$  4.2 mm
- ⑥ M12 connector, 4-pin or cable

### Recommended accessories

Other models and accessories → [www.sick.com/W11-2](http://www.sick.com/W11-2)

|   | Brief description   | Type               | Part no. |
|---|---|--------------------|----------|
| <b>Mounting brackets and plates</b>   |   |                    |          |
|  | Mounting bracket, large, stainless steel, mounting hardware included  | BEF-WG-W12         | 2013942  |
|  | Universal mounting bracket for reflectors, steel, zinc coated   | BEF-WN-REFX        | 2064574  |
| <b>Reflectors</b>   |   |                    |          |
|  | Rectangular, screw connection, 40 mm x 60 mm, PMMA/ABS, Screw-on, 2 hole mounting   | PL40A              | 1012720  |
| <b>Plug connectors and cables</b>   |   |                    |          |
|  | Head A: female connector, M12, 4-pin, straight, A-coded<br>Head B: Flying leads<br>Cable: Sensor/actuator cable, PVC, unshielded, 5 m | YF2A14-050VB3XLEAX | 2096235  |
|  | Head A: male connector, M12, 4-pin, straight<br>Head B: -<br>Cable: unshielded  | STE-1204-G         | 6009932  |

## SICK AT A GLANCE

SICK is one of the leading manufacturers of intelligent sensors and sensor solutions for industrial applications. A unique range of products and services creates the perfect basis for controlling processes securely and efficiently, protecting individuals from accidents and preventing damage to the environment.

We have extensive experience in a wide range of industries and understand their processes and requirements. With intelligent sensors, we can deliver exactly what our customers need. In application centers in Europe, Asia and North America, system solutions are tested and optimized in accordance with customer specifications. All this makes us a reliable supplier and development partner.

Comprehensive services complete our offering: SICK LifeTime Services provide support throughout the machine life cycle and ensure safety and productivity.

For us, that is “Sensor Intelligence.”

## WORLDWIDE PRESENCE:

Contacts and other locations –[www.sick.com](http://www.sick.com)