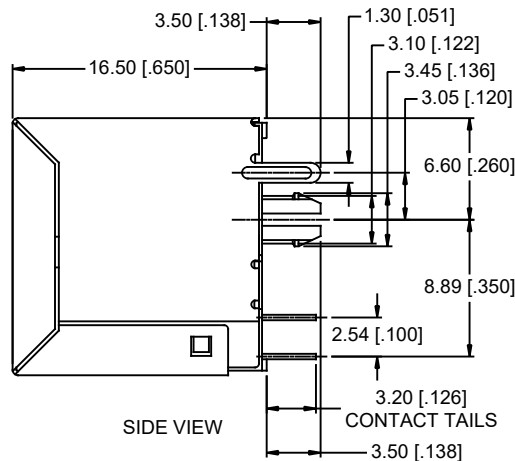
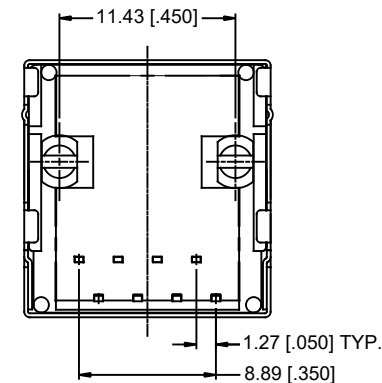


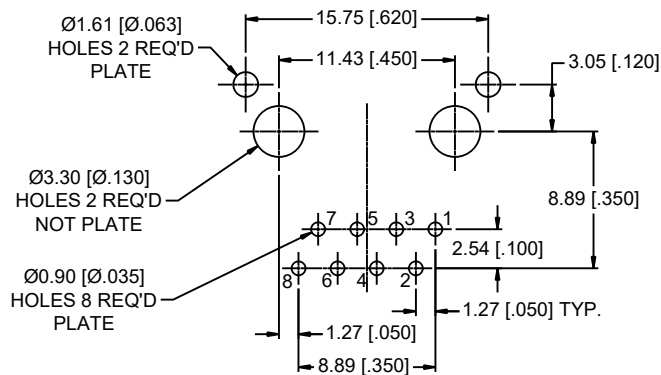
FRONT VIEW



SIDE VIEW



BACK VIEW



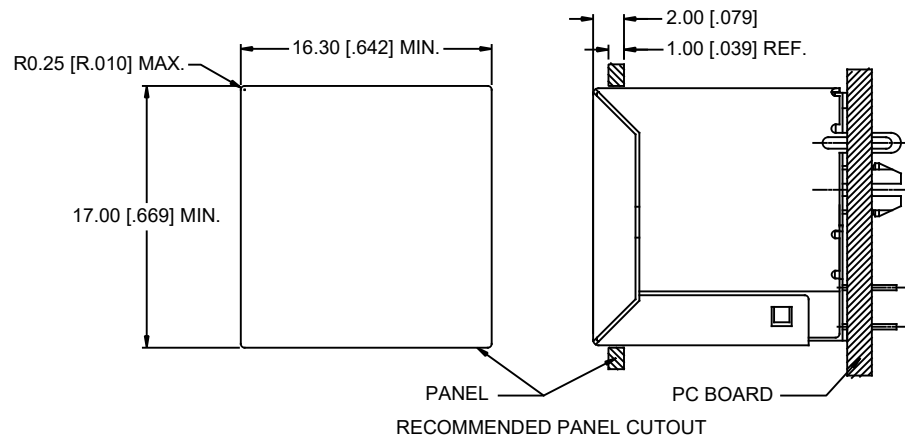
RECOMMENDED P.C.B LAYOUT  
(TOLERANCE:  $\pm 0.05[\pm 0.002]$ )  
(PCB THICKNESS: 1.60 [0.063])  
(COMPONENT SIDE OF PC BOARD)



**NOTES:**

- MATERIALS:**  
CONTACTS: PHOSPHOR BRONZE, 0.35MM THICKNESS, PLATING: GOLD FLASH PLATING ON MATING SURFACES 30 $\mu$  [0.762 MICRONS] MIN. NICKEL OVERALL. 80 $\mu$  [2.032 MICRONS] MIN. MATTE TIN ON SOLDER TAILS.  
HOUSING: ENGINEERING THERMOPLASTIC, FLAMMABILITY RATING UL 94V-0 COLOR - BLACK.  
SHIELD: BRASS WITH NICKEL PLATING
- MECHANICAL:**  
MATING FORCE: 5.0 LBS MAXIMUM
- ELECTRICAL:**  
CONTACT RESISTANCE: 20 MILLIOHMS MAXIMUM  
INSULATION RESISTANCE: 500 MEGOHMS MINIMUM  
CURRENT RATING: 1.5 AMPS  
VOLTAGE RATING: 125 VOLTS AC
- ENVIRONMENTAL:**  
STORAGE TEMPERATURE: -40°C TO +85°C
- RECOMMENDED SOLDERING TEMPERATURE:**  
WAVE SOLDERING PEAKED AT 235°C FOR 5 SECONDS.

AMPHENOL PART NUMBER: RJE74-188-6010



RECOMMENDED PANEL CUTOUT

UNLESS SPECIFIED OTHERWISE	DRAWN	RONNIE.C	JUL19/22
PRIMARY UNITS MILLIMETERS	CHECKED	KELVIN.T	JUL19/22
SECONDARY INCHES	M.E. APP'D		
REFERENCE IN PARENTHESES	Q.A. APP'D		
GENERAL TOLERANCES	DWG APP'D		
1 DECIMAL PLACE $\pm 0.35$	ENG. REL. NO.		
2 DECIMAL PLACES $\pm 0.25$	REF.		
3 DECIMAL PLACES $\pm 0.15$			
ANGULAR DEGREES $\pm 2.0^\circ$	THIRD ANGLE PROJECTION		DO NOT SCALE DRAWING

Amphenol Canada Corp. Commercial Products	
SINGLE PORT, VERTICAL MODULAR JACK, 8 POSITION, 8 CONTACTS, SHIELDED -RoHS COMPLIANT	
DWG NO.	P-RJE74-188-6010
REV	A
CODE ID NO. 03554	DWG SIZE X SCALE N/A SHEET 1 OF 1