

10

9

8

7

6

5

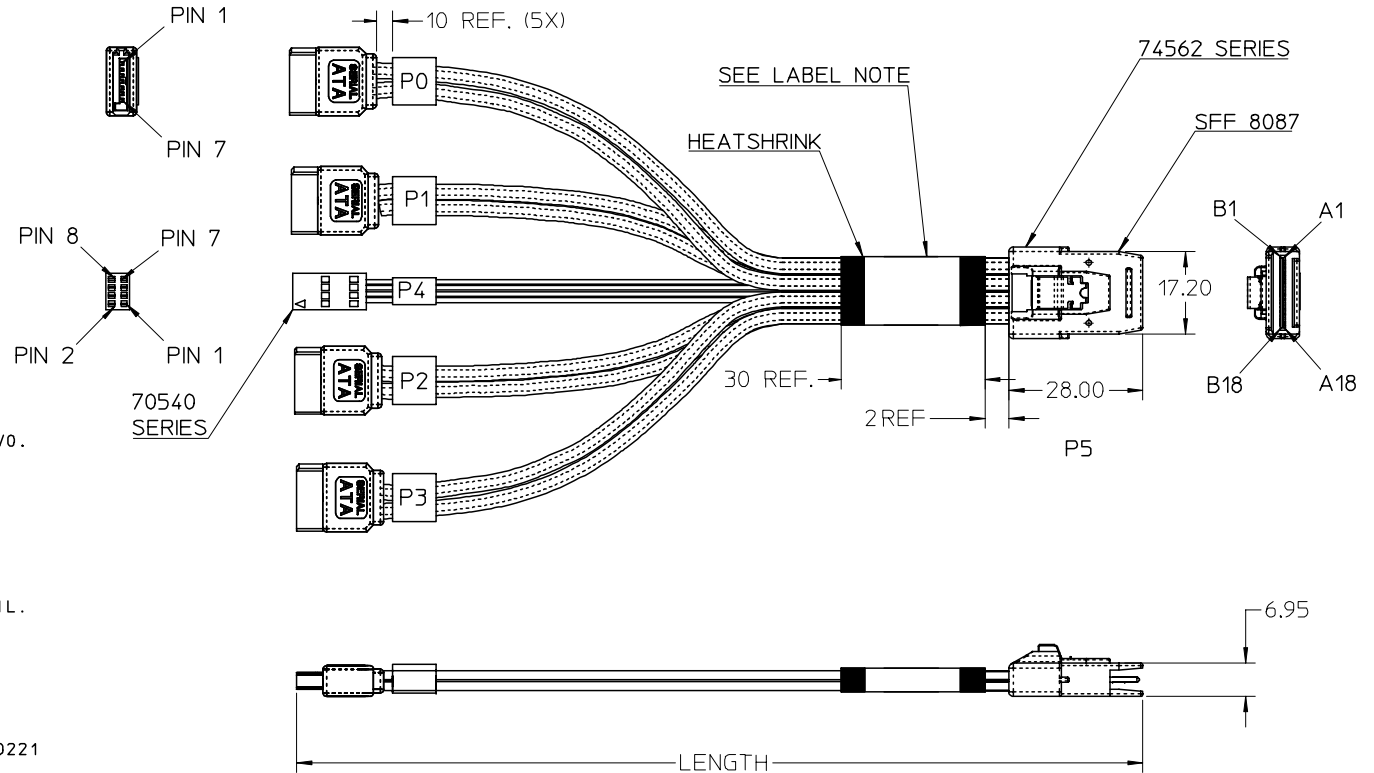
4

3

2

79536

MATERIAL #	APP	PIN OUT	AWG	LENGTH(M)	TOL (+/-)
79536-3011	IPASS ON BP	PIN OUT 1	30	0.152	0.015
79536-3012	IPASS ON BP	PIN OUT 1	30	0.3	0.015
79536-3013	IPASS ON BP	PIN OUT 1	30	0.5	0.015
79536-3014	IPASS ON BP	PIN OUT 1	30	0.6	0.015
79536-3015	IPASS ON BP	PIN OUT 1	28	1	0.030
79536-3001	IPASS ON CTRL	PIN OUT 2	30	0.152	0.015
79536-3002	IPASS ON CTRL	PIN OUT 2	30	0.3	0.015
79536-3003	IPASS ON CTRL	PIN OUT 2	30	0.5	0.015
79536-3004	IPASS ON CTRL	PIN OUT 2	30	0.6	0.015
79536-3005	IPASS ON CTRL	PIN OUT 2	28	1	0.030
79536-3006	IPASS ON CTRL	PIN OUT 2	28	0.178	0.015
79536-3007	IPASS ON CTRL	PIN OUT 2	28	0.267	0.015
79536-3021	IPASS ON BP	PIN OUT 3	30	0.152	0.015
79536-3022	IPASS ON BP	PIN OUT 3	30	0.3	0.015
79536-3023	IPASS ON BP	PIN OUT 3	30	0.5	0.015
79536-3024	IPASS ON BP	PIN OUT 3	30	0.6	0.015
79536-3025	IPASS ON BP	PIN OUT 3	28	1	0.030



NOTES

- MATERIAL:
OVER MOLD - POLYBUTYLENE TEREPHTHALATE (PBT), 94-V0.
GLASS FILLED 30%
LATCH - STAINLESS STEEL ALLOY
CABLE -
SIGNALS PVC INSULATION
SOLID COPPER SIGNAL AND DRAIN.
INNER DIELECTRIC IS POLYOLEFIN
TWIN-AX SHIELD IS ALUMINIZED POLYESTER FOIL.
JACKET - PVC RED
PCB - FR4
- PRODUCT TO PERFORM PER
PRODUCT SPECIFICATION: PS-79536-001.
- PRODUCT SERIES 74562 MATES TO 75783 (RIGHT ANGLE),
75784 (VERTICAL). SERIES 70450 MATES WITH SERIES 70221
- THIS PRODUCT CONFORMS TO THE MECHANICAL
DIMENSIONING AND ELECTRICAL PERFORMANCE
REQUIREMENTS OF SFF-8086 AND SFF-8087
- MINIMUM RECOMMENDED BEND RADIUS 28MM.
- THIS PRODUCT MEETS THE RESTRICTION OF HAZARDOUS SUBSTANCES
IN ELECTRICAL AND ELECTRONIC EQUIPMENT (RoHS) DIRECTIVE
(2002/95/EC).
- LABEL DETAILS:
MOLEX
79536-XXXX
MADE IN CHINA
YY/WW

IPASS™ IS A TRADEMARK OF MOLEX

ENTER DESCRIPTION EC NO: USY2006-0316 DRWN: JERWIN 2006/04/04 CHKD: THALL 2006/04/10 APPR: DDOYE 2006/04/12	QUALITY SYMBOLS ▽=0 ▽=0	GENERAL TOLERANCES (UNLESS SPECIFIED)		DIMENSION STYLE	SCALE	DESIGN UNITS	THIRD ANGLE PROJECTION	
		mm	INCH	MM/IN	1:1	METRIC		
DESCRIPTION REV	DRAFT WHERE APPLICABLE MUST REMAIN WITHIN DIMENSIONS	4 PLACES	± ---	± ---	DRAWN BY	DATE	TITLE IPASS CABLE ASSY 36 CKT TO SATA STYLE 1X FANOUT WITH SIDEBANDS	
		3 PLACES	± ---	± .01	JERWIN	2005/10/31		
		2 PLACES	± 0.25	± ---	CHECKED BY	DATE	MOLEX INCORPORATED	
		1 PLACE	± ---	± ---	THALL	2005/10/31		
		ANGULAR ± 1 °		APPROVED BY	DATE	MATERIAL NO.		DOCUMENT NO.
				DDOYE	2005/10/31	SEE TABLE	SD-79536-300	1 OF 4
THIS DRAWING CONTAINS INFORMATION THAT IS PROPRIETARY TO MOLEX INCORPORATED AND SHOULD NOT BE USED WITHOUT WRITTEN PERMISSION								

9

8

7

6

5

4

3

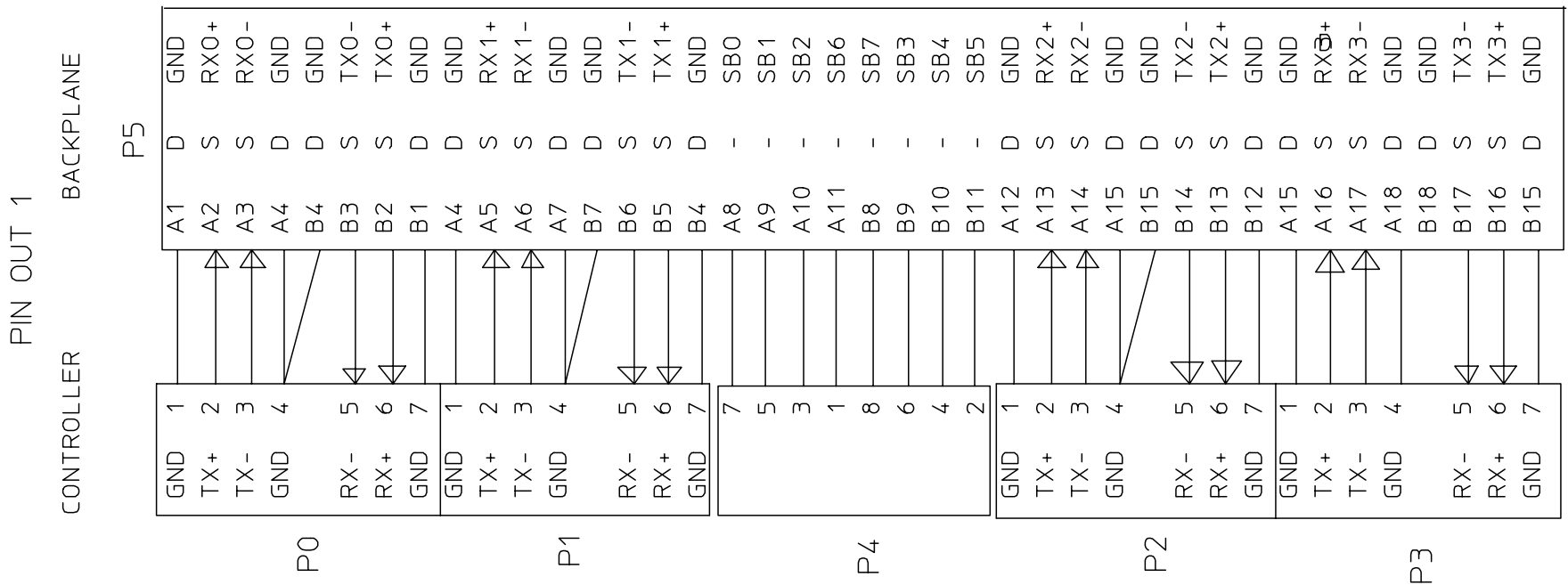
2

1

6 5 4 3 2 1

NOTE:

- 1) PIN OUT CONFORMS TO SAS 1.1 09D SECTION 5.2.4.1.3.3 FIG 83 AND SECTION 5.2.3.2.3.3 TBL 27
- 2) ALL SIGNAL GROUNDS ARE BUSSED IN PCB.



NOTE:

- 1) D = DRAIN WIRE
- S = SIGNAL WIRE

ENTER DESCRIPTION	2006/04/04
EC NO: USY2006-0316	2006/04/10
DRWN: JERWIN	2006/04/12
CHKD: THALL	
APPR: DDOYE	
REV	DESCRIPTION

QUALITY SYMBOLS		=0
		=0

GENERAL TOLERANCES (UNLESS SPECIFIED)	4 PLACES	± ---	± ---
	3 PLACES	± ---	± .01
	2 PLACES	± 0.25	± ---
	1 PLACE	± ---	± ---
	ANGULAR		± 1 °
DRAFT WHERE APPLICABLE MUST REMAIN WITHIN DIMENSIONS			

DIMENSION STYLE		SCALE	DESIGN UNITS	THIRD ANGLE PROJECTION
MM/IN		1:1	METRIC	
DRAWN BY	DATE	TITLE		
JERWIN	2005/10/31	IPASS CABLE ASSY 36 CKT TO SATA STYLE 1X FANOUT WITH SIDEBANDS		
CHECKED BY	DATE			
THALL	2005/10/31	MOLEX INCORPORATED		
APPROVED BY	DATE			
DDOYE	2005/10/31	DOCUMENT NO.		SHEET NO.
MATERIAL NO.		SD-79536-300		2 OF 4
SIZE	THIS DRAWING CONTAINS INFORMATION THAT IS PROPRIETARY TO MOLEX INCORPORATED AND SHOULD NOT BE USED WITHOUT WRITTEN PERMISSION			
A				

IPASS IS A TRADEMARK OF MOLEX

5 4 3 2 1

6

5

4

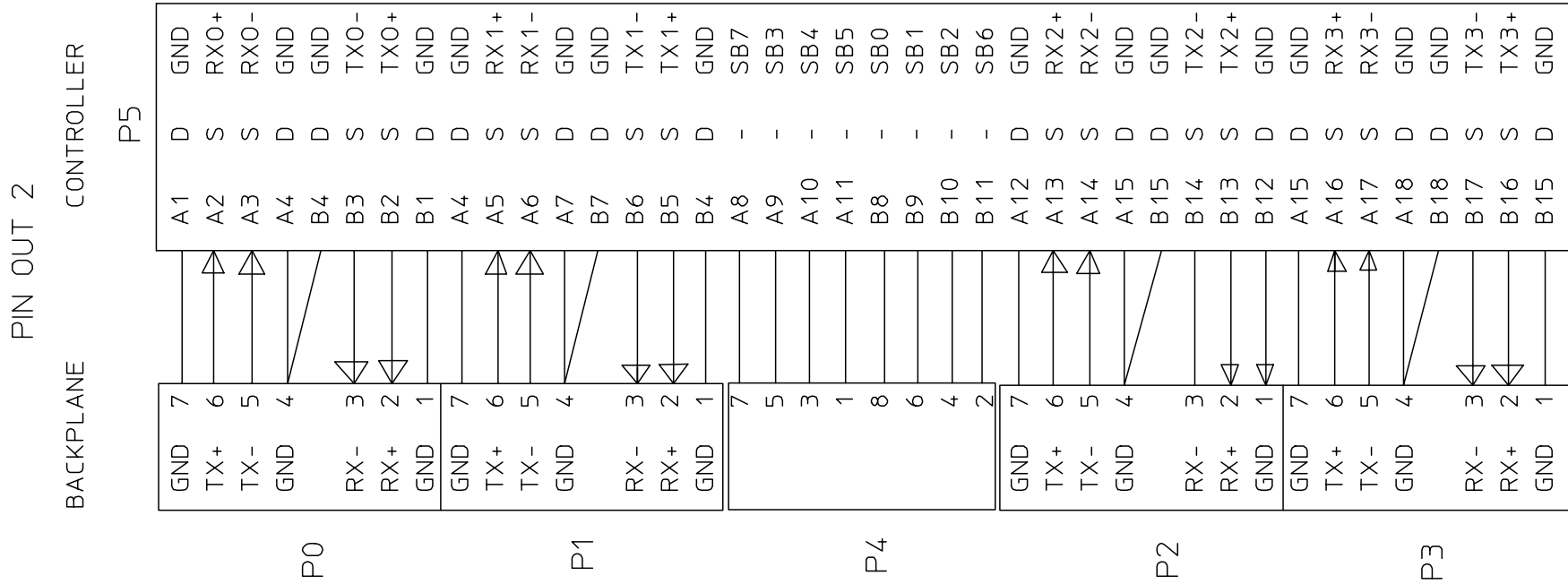
3

2

1

NOTE:

- 1) PIN OUT CONFORMS TO SAS 1.1 09D SECTION 5.2.4.1.3.3 FIG 83 AND SECTION 5.2.3.2.3.3 TBL 26
- 2) ALL SIGNAL GROUNDS ARE BUSSED IN PCB.



IPASS IS A TRADEMARK OF MOLEX

NOTE:

- 1) D = DRAIN WIRE
- S = SIGNAL WIRE

ENTER DESCRIPTION	QUALITY SYMBOLS
EC NO: USY2006-0316	▴=0
DRWN: JERWIN	▾=0
CHKD: THALL	
APPR: DDOYE	
REV	DESCRIPTION

GENERAL TOLERANCES (UNLESS SPECIFIED)	DIMENSION STYLE
4 PLACES ± ---	MM/IN
3 PLACES ± ---	DRAWN BY
2 PLACES ± 0.25	DATE
1 PLACE ± ---	JERWIN
ANGULAR ± 1 °	2005/10/31
DRAFT WHERE APPLICABLE MUST REMAIN WITHIN DIMENSIONS	CHECKED BY
	THALL
	2005/10/31
	APPROVED BY
	DDOYE
	2005/10/31
	MATERIAL NO.
	SEE CHART
	SIZE
	A

SCALE	DESIGN UNITS
1:1	METRIC
THIRD ANGLE PROJECTION	
TITLE	
IPASS CABLE ASSY	
36 CKT TO SATA STYLE 1X	
FANOUT WITH SIDEBANDS	
MOLEX INCORPORATED	
DOCUMENT NO.	SHEET NO.
SD-79536-300	3 OF 4

THIS DRAWING CONTAINS INFORMATION THAT IS PROPRIETARY TO MOLEX INCORPORATED AND SHOULD NOT BE USED WITHOUT WRITTEN PERMISSION	
---	--

5

4

3

2

1

6

5

4

3

2

1

NOTE:

- 1) NON STANDARD PIN OUT WITH SATA BACKPLANE CONNECTORS TWISTED
- 2) ALL SIGNAL GROUNDS ARE BUSSED IN PCB.

D

C

B

A

D

C

B

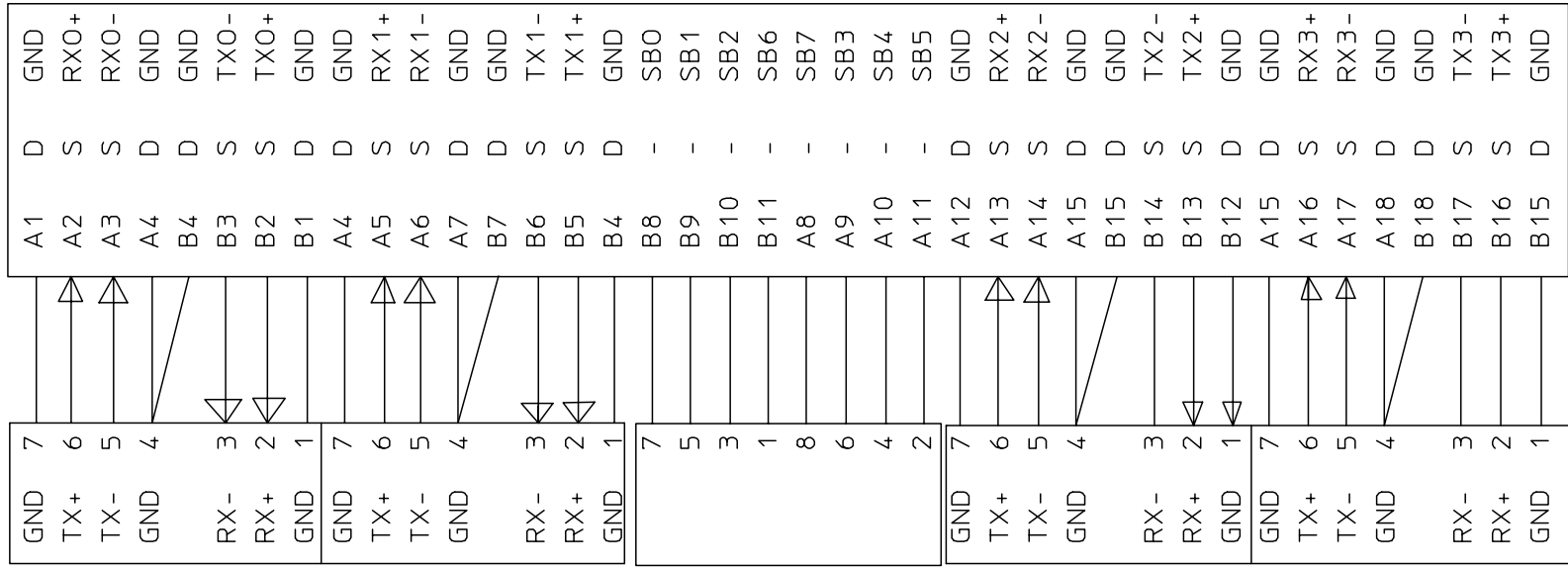
A

PIN OUT 3

CONTROLLER

P5

BACKPLANE



P0

P1

P4

P2

P3

NOTE:

- 1) D = DRAIN WIRE
- S = SIGNAL WIRE

ENTER DESCRIPTION	
EC NO: USY2006-0316	2006/04/04
DRWN: JERWIN	2006/04/10
CHKD: THALL	2006/04/12
APPR: DDOYE	
REV	DESCRIPTION

QUALITY SYMBOLS		=0
		=0

GENERAL TOLERANCES (UNLESS SPECIFIED)	DIMENSION STYLE	
	MM/IN	
	mm	INCH
	4 PLACES	± --- ± ---
	3 PLACES	± --- ± .01
2 PLACES	± 0.25 ± ---	
1 PLACE	± --- ± ---	
ANGULAR ± 1 °		

DRAFT WHERE APPLICABLE MUST REMAIN WITHIN DIMENSIONS

DRAWN BY	DATE
JERWIN	2005/10/31
CHECKED BY	DATE
THALL	2005/10/31
APPROVED BY	DATE
DDOYE	2005/10/31
MATERIAL NO.	
SEE TABLE	

SCALE	DESIGN UNITS	THIRD ANGLE PROJECTION
1:1	METRIC	

IPASS IS A TRADEMARK OF MOLEX

TITLE

IPASS CABLE ASSY
36 CKT TO SATA STYLE 1X
FANOUT WITH SIDEBANDS

MOLEX INCORPORATED

DOCUMENT NO.	SHEET NO.
SD-79536-300	4 OF 4

SIZE THIS DRAWING CONTAINS INFORMATION THAT IS PROPRIETARY TO MOLEX INCORPORATED AND SHOULD NOT BE USED WITHOUT WRITTEN PERMISSION

5

4

3

2

1