

Datasheet

FFP masks

Protection against Dust, Mist & Fumes



Classics

FFP1 D



2360+ non valved



2365+ with Ventex®-Valve

FFP2 D

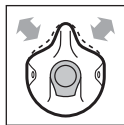


2400+ non valved



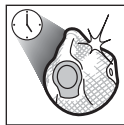
2405+ with Ventex®-Valve

CHARACTERISTICS



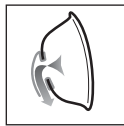
ActivForm®

Automatically fits to the face.
No manual adjustments by the user are necessary.



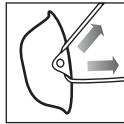
DuraMesh®

Masks have a strong and durable structure



Ventex®-valve

Starts to open even at low exhalation pressure and significantly reduces moisture and heat inside the mask.



Adjustable Strap

Makes it easier to take the mask on and off and to adjust to different head/neck dimensions.



Dolomite clogging test

Masks have passed the Dolomite clogging test.
Better breathing resistance for longer.



100% PVC-FREE

All Moldex products and packaging are completely free from PVC.

CERTIFICATION

The Moldex Classic Series FFP-masks meet the requirements of EN149:2001 and are CE-marked in accordance with the requirements of European Directive 89/686/EEC. The BGIA Germany is responsible for both type examination (Article 10) and monitoring of production (Article 11).
The products are manufactured in an ISO 9001:2000 certified plant.

MATERIALS

Filter Layer, Inner Shell, DuraMesh®: Polypropylene, Ethylene-vinyl acetate (EVA)

Head Strap, VentexValve®: Natural Rubber

WEIGHT

2360*: 12 g **2365*:** 16 g **2400*:** 12 g **2405*:** 16 g

AREAS OF USE

Level	WEL	Hazard type
FFP1	4 x	Examples
		FINE DUSTS, FUMES, WATER AND OIL BASED MISTS/AEROSOLS
FFP2	10 x	Against non-toxic dusts, e.g. Aluminium Oxide, Bauxite, Borax, Brick Dust, Cellulose, Cement, Coal Dust, Gypsum, Limestone, Plaster of Paris, Pollen, Portland Cement, Sucrose, Sugar
		FINE TOXIC DUSTS, FUMES, WATER AND OIL BASED MISTS/AEROSOLS
		As FFP1 but at higher concentrations, plus: Brake Dust, Calcium Oxide, China Clay, Concrete Dust, Cotton Dust, Granite, Hay, Lead Dust and Fume, Particulate Welding Fumes, Silica, Sodium Hydroxide, Wood Dust, Zinc Oxide Fume

(WEL = Workplace Exposure Limit)

Datasheet

FFP masks

Protection against Dust, Mist & Fumes



TESTING

Filter Penetration

The filter efficiency of 12 respirators is tested to both Sodium Chloride and Paraffin Oil aerosols. The following filter penetration shall not be exceeded.

Total inward leakage

Ten test subjects perform a variety of exercises. During the exercises the amount of test aerosol that penetrates the filter, face seal and valve (if provided) are sampled. The total inward leakage of 8 out of 10 test subjects shall not exceed the following levels:

Category	max. total inward leakage	max. Filter penetration
FFP1	22 %	20 %
FFP2	8 %	6 %

The masks fulfil the 120 mg paraffin oil loading test.

Flammability

4 respirators are passed through a 800°C (+/- 50°C) flame with a speed of 6 cm/s. After passing through the flame the respirator has to self-extinguish.

Breathing Resistance

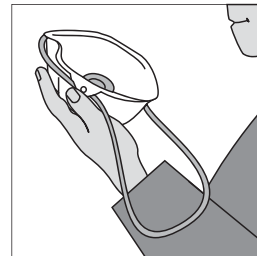
The breathing resistance produced by the filter of the respirator is tested at an airflow of 30 l/min and 95 l/min.

Category	max. breathing resistance	
	30 l / min	95 l / min
FFP1	0,6 mbar	2,1 mbar
FFP2	0,7 mbar	2,4 mbar

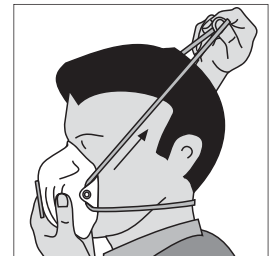
INSTRUCTIONS FOR USE

- The user has to be trained and instructed in wearing the mask.
- FFP Masks do not protect against gases and vapours.
- The oxygen concentration of the ambient atmosphere should be at 19,5 % Volume.
- These respirators may not be used if the concentration type, and properties of contaminants in the ambient atmosphere are unknown or at dangerous levels.
- Respirators should be disposed if damaged, if the breathing resistance becomes high due to clogging, or at the end of a shift.
- Never tamper with, alter or modify the respirator.

INSTRUCTIONS FOR FITTING



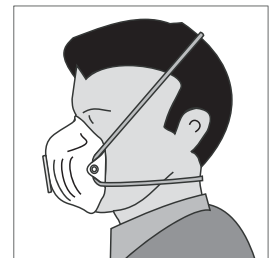
1. Pull strap to form a large loop.



3. Pull upper strap tight and then place on back of head.



2. Place respirator on chin and pull loop over head tight to the neck.



4. Ensure respirator fits secure and comfortable.

INFO

For help on selection and training please contact us. We offer a wide range of training packages and support material.

MOLDEX-METRIC AG & Co. KG
Unit 9, Glaisdale Point
Off Glaisdale Drive, Bilborough
Nottingham. NG8 4GP

Tel.: +44 (0)115 985 4288
Fax: +44 (0)115 985 4211
www.moldex-europe.com
info@uk.moldex-europe.com