

2-2384030-4 ✓ ACTIVE

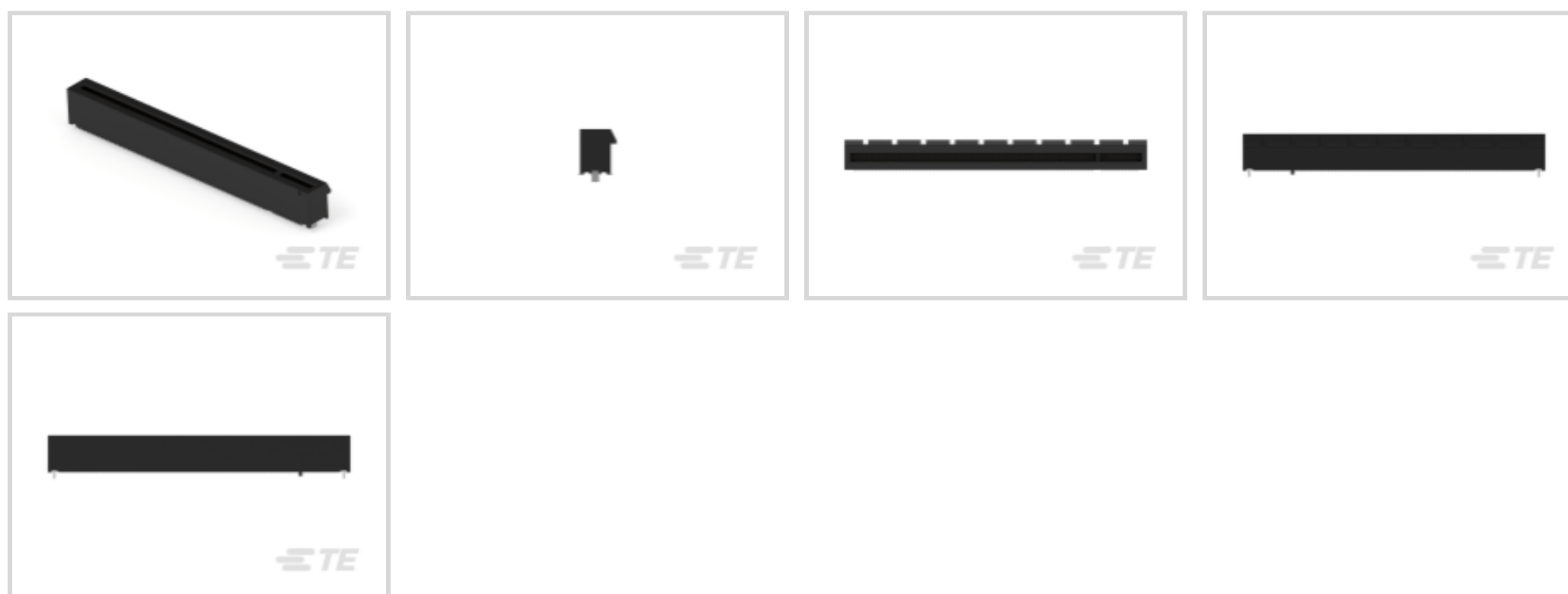
TE Internal #: 2-2384030-4

PCI & PCI Express Connectors, Board-to-Board, 164 Position, .04 in [1 mm] Centerline, Vertical, Black, Height 11.25 mm [.44 in], Width 8.2 mm [.32 in]

[View on TE.com >](#)



Connectors > PCB Connectors > Card Edge Connectors > PCI & PCI Express Connectors



Connector System: **Board-to-Board**

Number of Positions: **164**

PCI Generation: **5**

Centerline (Pitch): **1 mm [.04 in]**

Termination Post & Tail Length: **1.1 mm [.043 in]**

Features

Product Type Features

| | |
|-----------------------------------|-----------------------|
| Connector System | Board-to-Board |
| Sealable | No |
| Connector & Contact Terminates To | Printed Circuit Board |

Configuration Features

| | |
|-----------------------|----------|
| Number of Positions | 164 |
| PCB Mount Orientation | Vertical |
| Ejector | Without |

Contact Features

| | |
|------------------------------|------------|
| Contact Thickness | 30 μ m |
| Contact Current Rating (Max) | 1.1 A |

Termination Features

| | |
|---|------------------|
| Termination Method to Printed Circuit Board | Surface Mount |
| Termination Post & Tail Length | 1.1 mm [.043 in] |

Mechanical Attachment



| | |
|--------------------------|-----|
| PCB Mount Retention Type | Tab |
|--------------------------|-----|

| | |
|-------------------------|-------------|
| Connector Mounting Type | Board Mount |
|-------------------------|-------------|

Housing Features

| | |
|--------------------|---------------|
| Centerline (Pitch) | 1 mm [.04 in] |
|--------------------|---------------|

| | |
|---------------|-------|
| Housing Color | Black |
|---------------|-------|

Dimensions

| | |
|------------------|-------------------|
| Connector Height | 11.25 mm [.44 in] |
|------------------|-------------------|

| | |
|-----------------|-----------------|
| Connector Width | 8.2 mm [.32 in] |
|-----------------|-----------------|

Usage Conditions

| | |
|-----------------------------|----------------------------|
| Operating Temperature Range | -40 – 85 °C [-40 – 185 °F] |
|-----------------------------|----------------------------|

Operation/Application

| | |
|---------------------|-----------------|
| Circuit Application | High Speed Data |
|---------------------|-----------------|

Industry Standards

| | |
|----------------|---|
| PCI Generation | 5 |
|----------------|---|

Product Compliance

[For compliance documentation, visit the product page on TE.com>](#)

| | |
|------------------------------|-----------|
| EU RoHS Directive 2011/65/EU | Compliant |
|------------------------------|-----------|

| | |
|-----------------------------|-----------|
| EU ELV Directive 2000/53/EC | Compliant |
|-----------------------------|-----------|

| | |
|---|---|
| China RoHS 2 Directive MIIT Order No 32, 2016 | No Restricted Materials Above Threshold |
|---|---|

| | |
|--|---|
| EU REACH Regulation (EC) No. 1907/2006 | Current ECHA Candidate List: JUNE 2022 (224) Candidate List Declared Against: JUNE 2022 (224) Does not contain REACH SVHC |
|--|---|

| | |
|-----------------|---|
| Halogen Content | Low Halogen - Br, Cl, F, I < 900 ppm per homogenous material. Also BFR/CFR/PVC Free |
|-----------------|---|













| | |
|---------------------------|--|
| Solder Process Capability | Not reviewed for solder process capability |
|---------------------------|--|

Product Compliance Disclaimer

This information is provided based on reasonable inquiry of our suppliers and represents our current actual knowledge based on the information they provided. This information is subject to change. The part numbers that TE has identified as EU RoHS compliant have a maximum concentration of 0.1% by weight in homogenous materials for lead, hexavalent chromium, mercury, PBB, PBDE, DBP, BBP, DEHP, DIBP, and 0.01% for cadmium, or qualify for an exemption to these limits as defined in the Annexes of Directive 2011/65/EU (RoHS2). Finished electrical and electronic equipment products will be CE marked as required by Directive 2011/65/EU. Components may not be CE marked. Additionally, the part numbers that TE has identified as EU ELV compliant have a maximum concentration of 0.1% by weight in homogenous materials for lead, hexavalent chromium, and mercury, and 0.01% for cadmium, or qualify for an exemption to these limits

as defined in the Annexes of Directive 2000/53/EC (ELV). Regarding the REACH Regulation, the information TE provides on SVHC in articles for this part number is based on the latest European Chemicals Agency (ECHA) 'Guidance on requirements for substances in articles' posted at this URL: <https://echa.europa.eu/guidance-documents/guidance-on-reach>

Compatible Parts

| | | | |
|---|--|--|---|
|  <p>TE Part # 1-2384214-4 PCIE5,SMT,1.5TAB+C-P,164P,15",WO ML,HT</p> |  <p>TE Part # 2-2384214-4 PCIE G5 CONN,164P,ASSY,1.5tab+C-pos,30"</p> |  <p>TE Part # 2-2388957-4 PCIE5,SMT,2X2.76TAB,164P,30",WO ML,HT</p> |  <p>TE Part # 2384214-4 PCIE5,SMT,1.5TAB+C-P,164P,GF,WO ML,HT</p> |
|  <p>TE Part # 2388957-4 PCIE5,SMT,2X2.76TAB,164P,GF,WO ML,HT</p> |  <p>TE Part # 3-2384214-4 PCIE5,SMT,1.5TAB+C-P,164P,GF,10 ML,HT</p> |  <p>TE Part # 3-2384214-8 PCIE5 CON,SMT,1.5TAB+C-P,164P,GF, F-ML,HT</p> |  <p>TE Part # 4-2384214-4 PCIE5,SMT,1.5TAB+C-P,164P,15',10 ML,HT</p> |
|  <p>TE Part # 4-2384214-8 PCIE5,SMT,1.5TAB+C-P,164P,15',F-ML, HT</p> |  <p>TE Part # 5-2384214-4 PCIE G5,164P,ASSY,1.5tab+C-pos,30", MYLAR</p> |  <p>TE Part # 5-2384214-8 PCIE5,SMT,1.5TAB+C-P,164P,30",F- ML,HT</p> |  <p>TE Part # 7-2384214-4 PCIE5,SMT,1.5TAB+C-P,164P,30", 10X45ML</p> |

Documents

Product Drawings

[PCIE5,SMT,1.9TAB+C-POS,164P,30",WO ML,HT](#)

English

CAD Files

Customer View Model

[ENG_CVM_CVM_2-2384030-4_A.3d_igs.zip](#)

English

Customer View Model

[ENG_CVM_CVM_2-2384030-4_A.3d_stp.zip](#)

English

Customer View Model

[ENG_CVM_CVM_2-2384030-4_A.2d_dxf.zip](#)



English

[3D PDF](#)

3D

By downloading the CAD file I accept and agree to the [Terms and Conditions](#) of use.

[Product Specifications](#)

[Application Specification](#)

English