

Sample Kit Contents

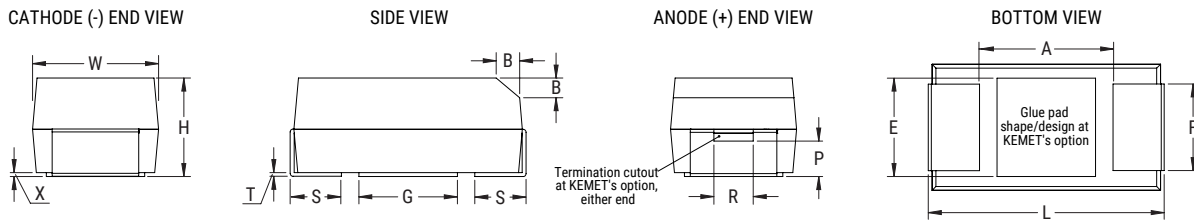
KEMET Part Number	Case Code/ Case Size	Rated Cap	Rated Voltage	DC Leakage	DF	ESR	Maximum Operating Temperature	Quantity
	KEMET/EIA	μF	VDC	$\mu\text{Amps} +25^{\circ}\text{C}$ Maximum/5 Minutes	% at $+25^{\circ}\text{C}$ 120 Hz Maximum	m Ω at 25°C 100 kHz Maximum		
T528B277M002APE006	B/3528-21	270	2	54.0	8	6	105	10
T528W337M2R5ATE009	W/7343-15	330	2.5	82.5	10	9	105	10
T520W337M2R5ATE015	W/7343-15	330	2.5	83.0	10	15	105	10
T520V477M2R5ATE006	V/7343-19	470	2.5	118.0	10	6	105	10
T527I476M006ATE200	I/3216-10	47	6.3	29.6	6	200	105	10
T529P476M006AAE200	P/2012-10	47	6.3	29.6	6	200	105	10
T520T476M006ATE070	T/3528-12	47	6.3	30	8	70	105	10
T527I107M006ATE100	I/3216-10	100	6.3	63.0	8	100	105	10
T520T107M006ATE070	T/3528-12	100	6.3	63.0	8	70	105	10
T520M157M006ATE070	M/3528-15	150	6.3	95.0	8	70	105	10
T520W477M006ATE035	W/7343-15	470	6.3	296.0	9	35	85	10
T521Q336M016ATE040	Q/7343-12	33	16	52.8	10	40	105	10
T521W476M016ATE045	W/7343-15	47	16	75.2	10	45	105	10
TF08A476M006APE150	08A/3216-08	47	6.3	29.6	10	150	105	10
TF08A226M016APE200	08A/3216-08	22	16	70.4	10	200	105	10
	KEMET/EIA	μF	VDC	$\mu\text{Amps} +25^{\circ}\text{C}$ Maximum/5 Minutes	% at $+25^{\circ}\text{C}$ 120 Hz Maximum	Ω at 25°C 100 kHz Maximum		

Moisture Sensitivity Notice

These KEMET devices are Moisture Sensitivity Level 3 (MSL3) rated per J-STD-020D. Mass production quantities are packaged in moisture resistant packaging and must be handled per J-STD-020D MSL3 requirements.

Dimensions – Millimeters (Inches), T520 & T521

Metric will govern

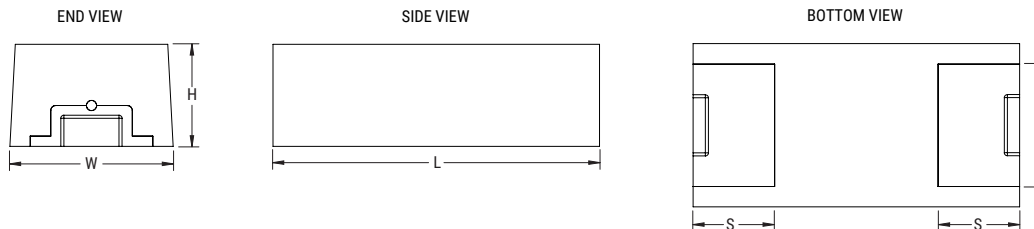


Case Size		Component										
KEMET	EIA	L*	W*	H*	F* ±0.1 ±(0.004)	S* ±0.3 ±(0.012)	B* ±0.15 (Ref) ±0.006	X (Ref)	P (Ref)	R (Ref)	T (Ref)	A (Min)
M	3528-15	3.5±0.2 (0.138±0.008)	2.8±0.2 (0.110±0.008)	1.4 ±0.1 (0.055±0.004)	2.2 (0.087)	0.8 (0.031)	N/A	0.05 (0.002)	N/A	N/A	0.13 (0.005)	1.1 (0.043)
Q	7343-12	7.3±0.3 (0.287±0.012)	4.3±0.3 (0.169±0.012)	1.1 ±0.1 (0.043±0.004)	2.4 (0.094)	1.3 (0.051)	N/A	0.05 (0.002)	N/A	N/A	0.13 (0.005)	3.8 (0.150)
T	3528-12	3.5±0.2 (0.138±0.008)	2.8±0.2 (0.110±0.008)	1.1 ±0.1 (0.043±0.004)	2.2 (0.087)	0.8 (0.031)	N/A	0.05 (0.002)	N/A	N/A	0.13 (0.005)	1.1 (0.043)
V	7343-19	7.3±0.3 (0.287±0.012)	4.3±0.3 (0.169±0.012)	1.8 ±0.1 (0.071±0.004)	2.4 (0.094)	1.3 (0.051)	N/A	0.05 (0.002)	N/A	N/A	0.13 (0.005)	3.8 (0.150)
W	7343-15	7.3±0.3 (0.287±0.012)	4.3±0.3 (0.169±0.012)	1.4 ±0.1 (0.055 ±0.004)	2.4 (0.094)	1.3 (0.051)	N/A	0.05 (0.002)	N/A	N/A	0.13 (0.005)	3.8 (0.150)

Notes: (Ref) – Dimensions provided for reference only. No dimensions provided for B, P or R because low profile cases do not have a bevel or a notch.

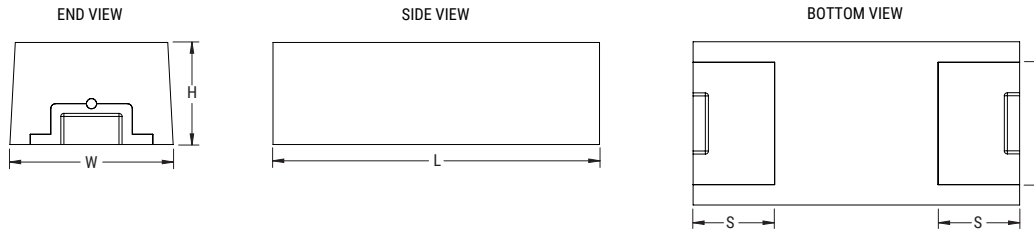
* MIL-PRF-55365/8 specified dimensions

Dimensions – Millimeters, TF08



Case Size		Component				
KEMET	EIA	L	W	H	F	S
08A	3216-08	3.2 ±0.2	1.6 ±0.2	0.8 Maximum	1.2 ±0.1	0.8 ±0.2

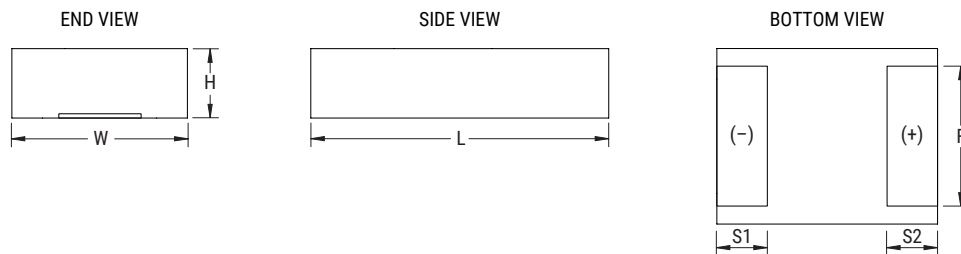
Dimensions – Millimeters, T527



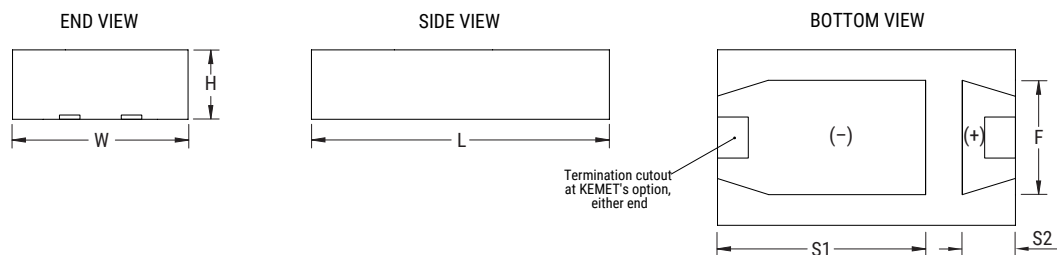
Case Size		Component				
KEMET	EIA	L	W	H	F	S
I	3216-10	3.2±0.2	1.6±0.2	0.9±0.1	1.2±0.1	0.8±0.2

Dimensions – Millimeters, T528

B Case

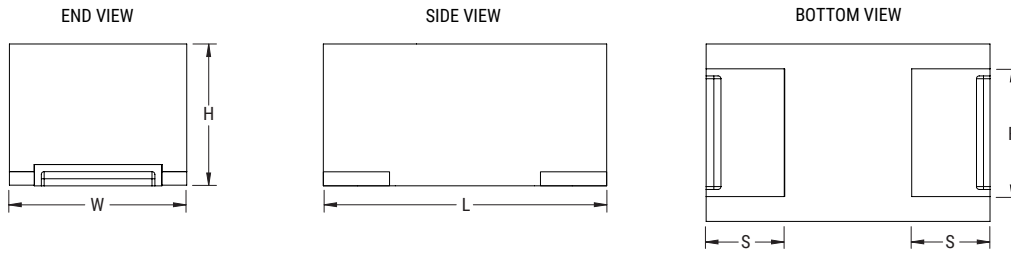


W Case



Case Size		Component					
KEMET	EIA	L	W	H	F±0.2	S1	S2
B	3528-20	3.5±0.2	2.8±0.2	1.9 ±0.1	2.2	0.8 ±0.3	0.8 ±0.3
W	7343-15	7.3±0.4	4.3±0.3	1.4 ±0.1	2.8	5.0 ±0.4	1.3 ±0.2

Dimensions – Millimeters, T529



Case Size		Component				
KEMET	EIA	L	W	H	F	S
P	2012-10	2.0 ± 0.1	1.25 ± 0.1	1.0 maximum	0.9 ± 0.1	0.55 ± 0.1