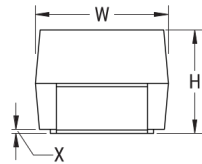
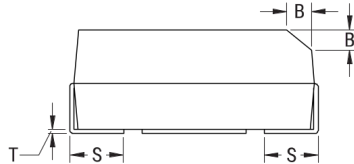


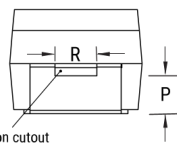
CATHODE (-) END VIEW



SIDE VIEW



ANODE (+) END VIEW



Termination cutout at KEMET's option, either end

BOTTOM VIEW



Click [here](#) for the 3D model.

Dimensions

| | |
|-----------|-----------------|
| Footprint | 3528 |
| L | 3.5mm +/-0.2mm |
| W | 2.8mm +/-0.2mm |
| H | 1.9mm +/-0.1mm |
| T | 0.13mm REF |
| S | 0.8mm +/-0.3mm |
| F | 2.2mm +/-0.1mm |
| A | 1.9mm MIN |
| B | 0.4mm +/-0.15mm |
| P | 0.5mm REF |
| R | 1mm REF |
| X | 0.1mm +/-0.1mm |

Packaging Specifications

| | |
|--------------------|------------|
| Packaging | T&R, 178mm |
| Packaging Quantity | 2000 |

General Information

| | |
|------------------|--|
| Series | T521 |
| Dielectric | Polymer Tantalum |
| Style | SMD Chip |
| Description | SMD, Polymer, Molded, Low ESR, Non-Combustible |
| Features | Low ESR, High Voltage |
| RoHS | Yes |
| Termination | Tin |
| AEC-Q200 | No |
| Component Weight | 94.85 mg |
| Shelf Life | 52 Weeks |
| MSL | 3 |

Specifications

| | |
|-----------------------|---|
| Capacitance | 47 uF |
| Capacitance Tolerance | 20% |
| Voltage DC | 16 VDC (105C), 10.72 VDC (125C) |
| Temperature Range | -55/+125°C |
| Rated Temperature | 105°C |
| Life | 2000 Hrs (125C) |
| Humidity | 60C, 90% RH, 500 Hours, No Load |
| Dissipation Factor | 10% 120Hz 25C |
| Failure Rate | N/A |
| Resistance | 90 mOhms (100kHz 25C) |
| Ripple Current | 1490 mA (rms, 100kHz 45C), 1490 mA (rms, 85C), 372.5 mA (rms, 125C) |
| Leakage Current | 75.2 uA (5min 25°C) |