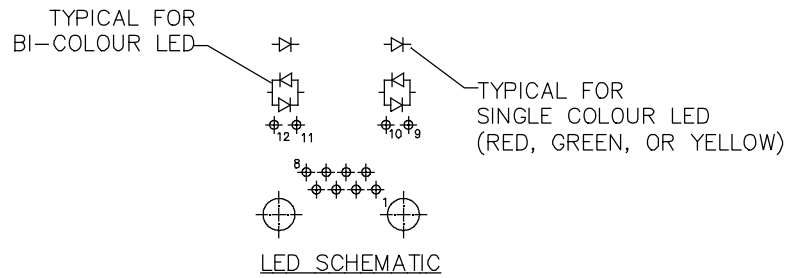
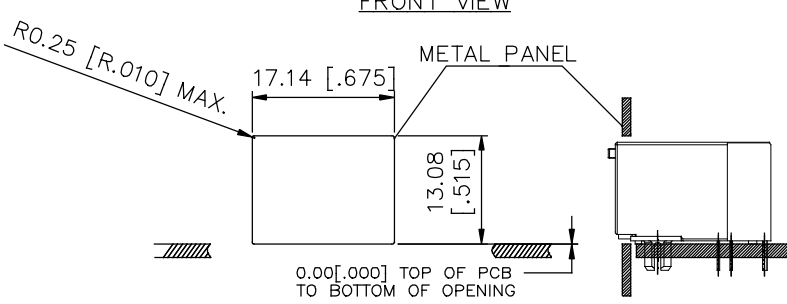
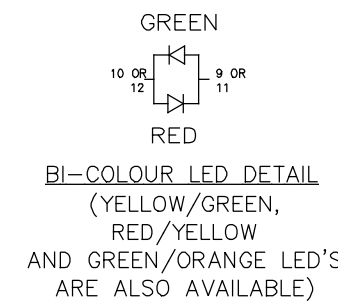
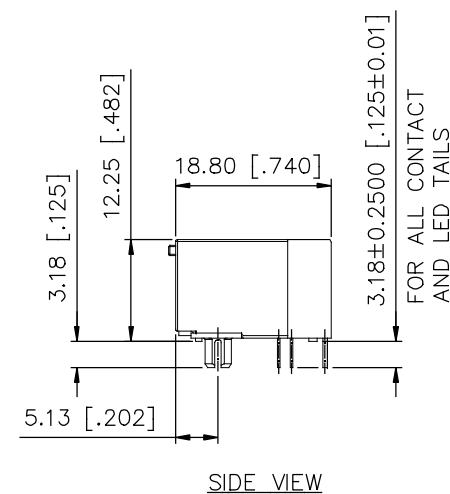
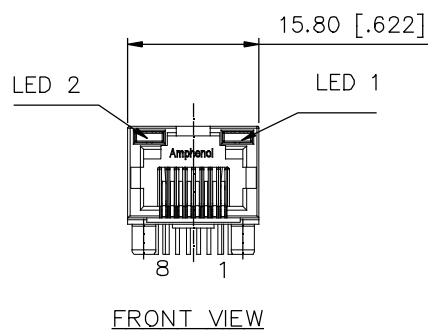
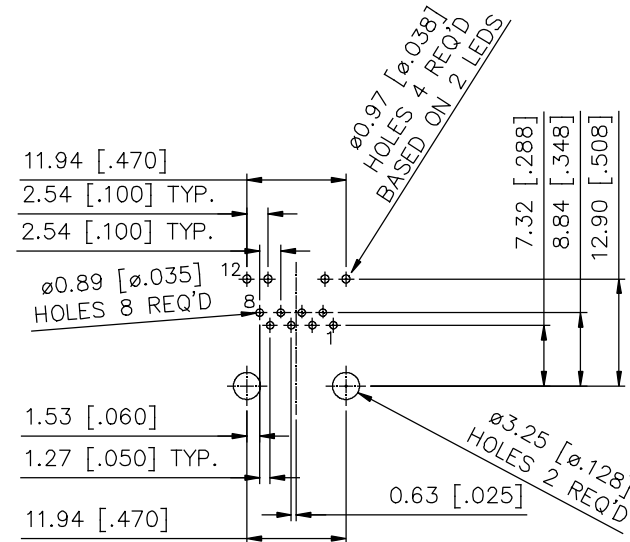


REV		REVISIONS		DATE	APP'D
A	PROPOSAL DRAWING	JUN11/15	L.CHAN		
B	UPDATE P/N DEFINITION	FEB20/17	L.CHAN		



RECOMMENDED PANEL CUTOUT



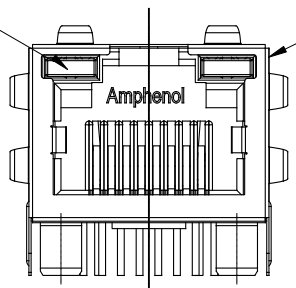
LOCATE HOLES
 $\phi \phi 0.13 [0.005]$
 POSITION DIMENSIONS ARE BASIC

RECOMMENDED P.C.B. LAYOUT (COMPONENT SIDE OF BOARD)

- MATERIALS**
 HOUSING: ENGINEERING THERMOPLASTIC; FLAMMABILITY RATING UL 94V-0, COLOUR: BLACK.
 CONTACTS: PHOSPHOR BRONZE
 PLATING: SELECTIVE GOLD PLATING ON MATING SURFACES
 SEE AMPHENOL PART NUMBER FOR DETAIL.
 50u" [1.27 MICRONS] MIN. NICKEL UNDERPLATE
 100u" [2.54 MICRONS] MIN. MATTE TIN ON CONTACT TAILS.
- RECOMMENDED SOLDERING TEMPERATURE:**
 WAVE SOLDERING AT 260° C MAXIMUM FOR 5 SEC MAXIMUM.
- AMPHENOL PART NUMBER: RJE37-188-OXX0-OX**
 GOLD PLATING OPTION
 1=GOLD FLASH
 2=6u" GOLD PLATING
 3=15u" GOLD PLATING
 4=30u" GOLD PLATING
 5=50u" GOLD PLATING
 ONLY USED FOR "W" OPTIONS USED IN FIRST LED CODE
 REFER TO LED OPTIONS DRAWING FOR ORDERING CODES

UNLESS SPECIFIED OTHERWISE	DRAWN	AMY.Z	JUN11/15	Amphenol Canada Corp. www.amphenolcanada.com
PRIMARY UNITS MILLIMETERS	CHECKED	L.Chan	JUN11/15	
SECONDARY UNITS INCHES	M.E. APP'D			SINGLE PORT MODULAR JACK, LOW PROFILE, 8 POSITION, 8 CONTACTS, UNSHIELDED LED OPTIONS. -RoHS COMPLIANT.
REFERENCE IN PARENTHESES	Q.A. APP'D			
GENERAL TOLERANCES FOR MM	DWG APP'D			DWG NO.
1 DECIMAL PLACE ±0.40	ENG. REL. NO.			P-RJE37-188-OXX0-OX
2 DECIMAL PLACE ±0.30	REF.			REV B
3 DECIMAL PLACE ±0.25	THIRD ANGLE PROJECTION			CODE ID NO. 03554 DWG SIZE: c SCALE: N/A SHEET 1 OF 1
ANGULAR DEGREES ±1.5°	DO NOT SCALE DRAWING			

LED 2 LED 1



REVISIONS			
REV	DESCRIPTION, ECN, EAR NO.	DATE	APP'D
A	PROPOSAL	JUN19/15	L.CHAN

EXAMPLE:

PART NUMBER: RJE37-188-1XXX-0X

LED COLOR CODE

TYPICAL FOR SINGLE



LED SPECIFICATIONS:

FORWARD VOLTAGE: 2.1 VOLTS TYP.
 REVERSE VOLTAGE: 5.0 VOLTS MIN.
 LUMINOUS INTENSITY: 0.5 mCd MIN.
 (AT If=2mA)
 STORAGE TEMPERATURE: -40° TO 85° C
 LEAD SOLDERING TEMPERATURE: 260° C
 (5 SEC, 1/16" FROM CASE)
 PLATING ON TAILS: TIN OR TIN/COPPER
 ALLOY OVER SILVER

CODE	LED 2 (LEFT)	LED 1 (RIGHT)	CODE	LED 2 (LEFT)	LED 1 (RIGHT)	CODE	LED 2 (LEFT)	LED 1 (RIGHT)
0	BLOCKED	BLOCKED	9	GREEN	BLOCKED	J	BIC RD/GR	YELLOW
1	YELLOW	GREEN	A	BiC GR/YE	BiC GR/YE	K	YELLOW	BiC GR/OR
2	BLOCKED	GREEN	B	BiC RD/GR	BiC RD/GR	L	BiC GR/YE	RED
3	YELLOW	BLOCKED	C	BiC RD/GR	BiC GR/YE	M	RED	YELLOW
4	GREEN	YELLOW	D	GREEN	BiC GR/YE	N	BiC GR/RD	BiC GR/YE
5	GREEN	GREEN	E	YELLOW	BiC GR/YE	P	GREEN	BiC RD/GR
6	YELLOW	YELLOW	F	BiC GR/YE	YELLOW	R	BiC GR/OR	GREEN
7	RED	GREEN	G	BiC GR/OR	BiC GR/OR	T	RED	RED
8	GREEN	RED	H	BiC GR/YE	GREEN	V	BiC RD/GR	GREEN
			W	ADDITIONAL	OPTIONS			

PRIMARY COLOR FOR BI-COLOR
 LEDS IN STANDARD ANODE/
 CATHODE CONFIGURATION IS:
 RED-GREEN= RED
 RED-YELLOW= RED
 GREEN-YELLOW= GREEN
 GREEN-ORANGE= GREEN

LEGEND

BiC=BI-COLOR LED
 LOWC=LOW CURRENT LED
 YE=YELLOW
 GR=GREEN
 RD=RED
 OR=ORANGE

NOTE:

THE TWO DIGITS PRECEDING THE
 ADDITIONAL LED CODE MUST BE
 USED IN THE PART NUMBER, WHEN
 ORDERING ANY OF THE ADDITIONAL
 LED OPTIONS.

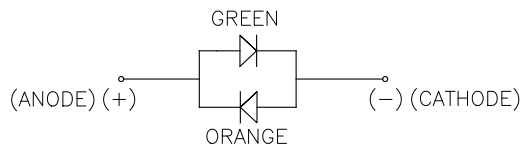
EXAMPLE OF ADDITIONAL LED OPTIONS:

PART NUMBER RJE37-188-1XWX-0X

ADDITIONAL LED COLOR CODE
 DENOTES ADDITIONAL LED OPTIONS TO BE USED

CODE	LED 2 (LEFT)	LED 1 (RIGHT)	CODE	LED 2 (LEFT)	LED 1 (RIGHT)	CODE	LED 2 (LEFT)	LED 1 (RIGHT)
0	DO NOT USE		5	BLOCKED	YELLOW	E	GREEN	ORANGE
1	RED	BLOCKED	6	RED	BiC RD/GR	A	LOWC YE	LOWC YE
2	BiC GR/OR	YELLOW	7	BLOCKED	BiC RD/GR	B	LOWC YE	LOWC GR
3	YELLOW	RED	8	BiC RD/GR	BLOCKED	C	LOWC GR	LOWC YE
4	BLOCKED	RED	9	BiC GR/YE	BLOCKED	D	LOWC GR	LOWC GR
						M	RED	YELLOW
						N	GREEN	BiC GR/OR
						E	GREEN	ORANGE
						F	ORANGE	GREEN
						P	BiC RE/YE	GREEN
						R	BiC RD/YE	BiC RD/YE
						T	BiC GR/YE	BiC RE/GR
						G	GREEN	BiC OR/GR

TYPICAL FOR BI-COLOR



(GREEN/ORANGE, GREEN/YELLOW
 AND GREEN/RED)

UNLESS SPECIFIED OTHERWISE	DRAWN Amy.Z	DATE JUN19/15	Amphenol Canada Corp. www.amphenolcanada.com
PRIMARY UNITS MILLIMETER	CHECKED Lawrence.C	JUN19/15	
SECONDARY INCH	M.E. APP'D		TITLE
REFERENCE IN PARENTHESES	Q.A. APP'D		LED OPTIONS FOR RJE37
GENERAL TOLERANCES	DWG APPR.		DWG. NO. P-RJE37-LEDs
1 DECIMAL PLACE ±0.45	ENG. REL. NO.		REV A
2 DECIMAL PLACES ±0.30	REF.		CODE ID NO. 03554 DWG SIZE: C SCALE: N/A SHEET 1 OF 1
3 DECIMAL PLACES ±0.15	THIRD ANGLE PROJECTION	DO NOT SCALE DRAWING	
ANGULAR DEGREES ±1.0°			