

66098-6 ✓ ACTIVE

AMP | AMP Type III+


TE Internal #: 66098-6

Power Contacts, Contact, Precious Metal, 18 – 16 AWG Wire Size, .8 – 1.4 mm<sup>2</sup> Wire Size, Wire & Cable, Crimp, Power & Signal, Pin, AMP Type III+

[View on TE.com >](#)



Connectors > Power Connectors > Power Contacts



Power Contact Type: **Contact**

Contact Mating Area Plating Material: **Precious Metal**

Wire Size: **.8 – 1.4 mm<sup>2</sup>**

Connector & Contact Terminates To: **Wire & Cable**

## Features

### Product Type Features

|                                   |              |
|-----------------------------------|--------------|
| Power Contact Type                | Contact      |
| Connector & Contact Terminates To | Wire & Cable |

### Contact Features

|   |                  |
|---|------------------|
| Contact Size  | Size 16          |
| Contact Shape & Form                                  | Round            |
| Contact Mating Area Plating Material                  | Precious Metal   |
| Contact Current Rating (Max)                          | 13 A             |
| Contact Type  | Pin              |
| Contact Retention Within Housing                      | With             |
| Mating Pin Diameter                                   | 1.57 mm[.062 in] |
| Contact Base Material                                 | Brass            |
| Contact Mating Area Plating Material Thickness        | .76 µm[30 µin]   |
| Wire Contact Termination Area Plating Thickness       | .25 µm[10 µin]   |
| Wire Contact Termination Area Plating Material        | Gold             |
| Wire Contact Termination Area Plating Material Finish | Matte            |



|   |                 |
|---|-----------------|
| Contact Orientation                     | Straight        |
| Contact Underplating Material           | Nickel          |
| Contact Underplating Material Thickness | 1.27 µm[50 µin] |

#### Termination Features

|                                    |       |
|------------------------------------|-------|
| Termination Method to Wire & Cable | Crimp |
|------------------------------------|-------|

#### Mechanical Attachment

|                                       |         |
|---------------------------------------|---------|
| Contact Retention Type Within Housing | Snap-In |
| Wire Insulation Support               | With    |

#### Dimensions

|                                      |                             |
|--------------------------------------|-----------------------------|
| Wire Size                            | .8 – 1.4 mm <sup>2</sup>    |
| Compatible Insulation Diameter Range | 2.03 – 2.54 mm[.08 – .1 in] |

#### Usage Conditions

|                             |                            |
|-----------------------------|----------------------------|
| Operating Temperature Range | -55 – 150 °C[-67 – 302 °F] |
|-----------------------------|----------------------------|

#### Operation/Application

|                     |                |
|---------------------|----------------|
| Circuit Application | Power & Signal |
|---------------------|----------------|

#### Packaging Features

|                    |      |
|--------------------|------|
| Packaging Quantity | 4000 |
| Packaging Method   | Reel |

#### Other

|                          |  |
|--------------------------|--|
| Power Connectors Comment | Overall insulation crimp diameter, including crimp barrel, must not exceed 3.18 [.125]., Wire strip length-- 3.96 [.156] for all wire sizes. |
|--------------------------|--|

#### Product Compliance

[For compliance documentation, visit the product page on TE.com>](#)













|   |   |
|---|---|
| EU RoHS Directive 2011/65/EU                  | Compliant   |
| EU ELV Directive 2000/53/EC                   | Compliant   |
| China RoHS 2 Directive MIIT Order No 32, 2016 | No Restricted Materials Above Threshold   |
| EU REACH Regulation (EC) No. 1907/2006        | Current ECHA Candidate List: JAN 2023 (233)<br>Candidate List Declared Against: JAN 2023 (233)<br>Does not contain REACH SVHC |

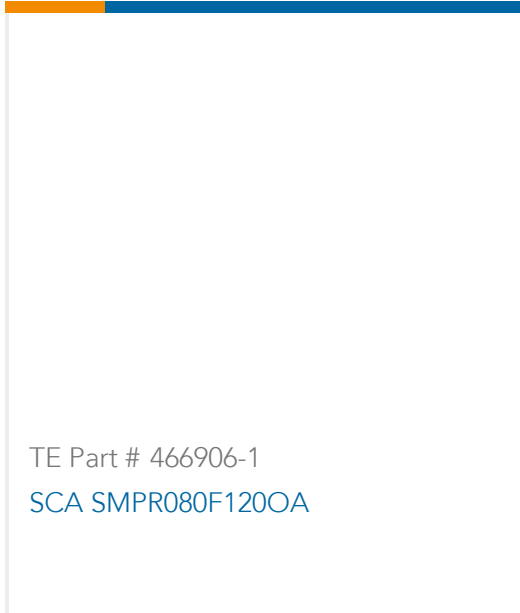
|                           |   |
|---------------------------|---|
| Halogen Content           | Low Halogen - Br, Cl, F, I < 900 ppm per homogenous material. Also BFR/CFR/PVC Free |
| Solder Process Capability | Not applicable for solder process capability  |

Product Compliance Disclaimer


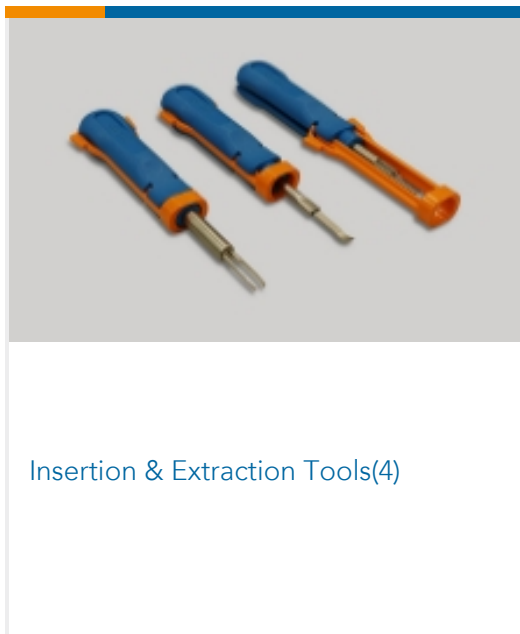
This information is provided based on reasonable inquiry of our suppliers and represents our current actual knowledge based on the information they provided. This information is subject to change. The part numbers that TE has identified as EU RoHS compliant have a maximum concentration of 0.1% by weight in homogenous materials for lead, hexavalent chromium, mercury, PBB, PBDE, DBP, BBP, DEHP, DIBP, and 0.01% for cadmium, or qualify for an exemption to these limits as defined in the Annexes of Directive 2011/65/EU (RoHS2). Finished electrical and electronic equipment products will be CE marked as required by Directive 2011/65/EU. Components may not be CE marked. Additionally, the part numbers that TE has identified as EU ELV compliant have a maximum concentration of 0.1% by weight in homogenous materials for lead, hexavalent chromium, and mercury, and 0.01% for cadmium, or qualify for an exemption to these limits as defined in the Annexes of Directive 2000/53/EC (ELV). Regarding the REACH Regulation, the information TE provides on SVHC in articles for this part number is based on the latest European Chemicals Agency (ECHA) 'Guidance on requirements for substances in articles' posted at this URL: <https://echa.europa.eu/guidance-documents/guidance-on-reach>

## Compatible Parts

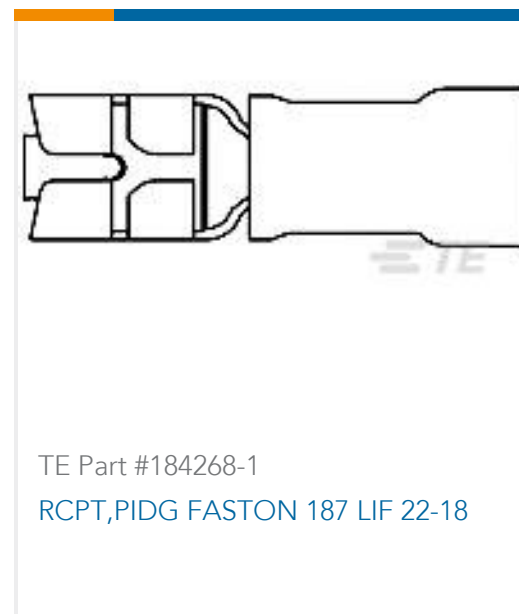
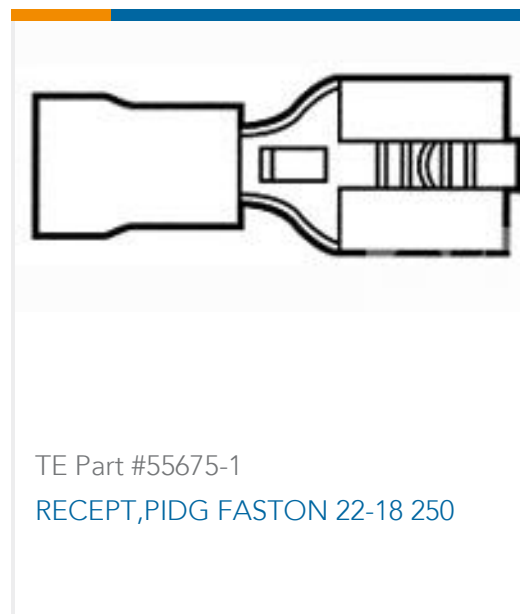
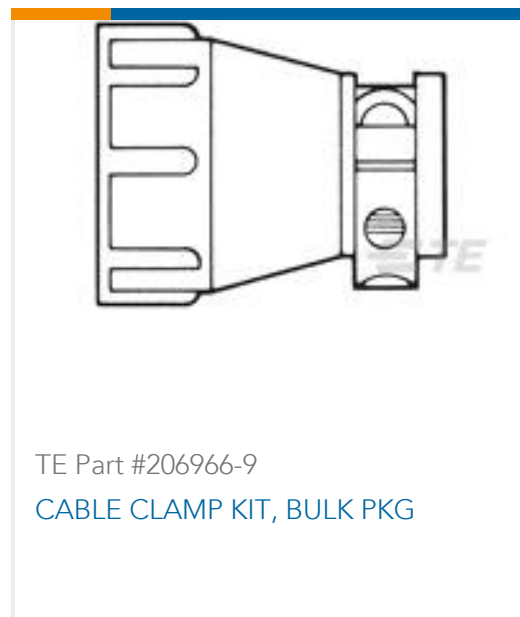
|  |  |   |  |
|--|--|---|--|
|  <p>TE Part # 58495-2<br/>PROCRIMPER DIE ASSY MULTIMATE</p>       |  <p>TE Part # 200893-2<br/>INSERTION TOOL CONT</p>              |  <p>TE Part # 58495-1<br/>PRO CRIMPER ASSY MULTIMATE</p>                 |  <p>TE Part # 539972-1<br/>EXTRACTION TOOL</p>                    |
|  <p>TE Part # 305183<br/>EXTRACT TOOL TYPE 2 20-16</p>            |  <p>TE Part # 2151023-1<br/>OCEAN_2.0_Applicator-S-080F1200</p> |  <p>TE Part # 91505-1<br/>CCII TYPE III+ 24-16 ASSY</p>                  |  <p>TE Part # 2-2151023-1<br/>OCEAN_2.0_Applicator-S-080F1200</p> |
|  <p>TE Part # 2-2151023-2<br/>OCEAN_2.0_Applicator-S-080F1200</p> |  <p>TE Part # 2151023-2<br/>OCEAN_2.0_Applicator-S-080F1200</p> |  <p>TE Part # 2305570-1<br/>Strip Terminal Cutter-Side Feed-No Crimp</p> |  <p>TE Part # 5-2151023-1<br/>OCEAN_2.0_Applicator-S-080F1200</p> |



Also in the Series | AMP Type III+



Customers Also Bought







## Documents

### Product Drawings

[III+ PIN,18-16,30AU>10,STRIP](#)

English

### CAD Files

Customer View Model

[ENG\\_CVM\\_66098-6\\_AE.3d\\_igs.zip](#)

English

Customer View Model

[ENG\\_CVM\\_66098-6\\_AE.3d\\_stp.zip](#)

English

Customer View Model

[ENG\\_CVM\\_66098-6\\_AE.2d\\_dxf.zip](#)

English

[3D PDF](#)

English

[3D PDF](#)

3D

Customer View Model

[ENG\\_CVM\\_CVM\\_66098-6\\_AP.2d\\_dxf.zip](#)

English

Customer View Model

[ENG\\_CVM\\_CVM\\_66098-6\\_AP.3d\\_igs.zip](#)

English

Customer View Model

[ENG\\_CVM\\_CVM\\_66098-6\\_AP.3d\\_stp.zip](#)

English

By downloading the CAD file I accept and agree to the [Terms and Conditions](#) of use.

### Datasheets & Catalog Pages

[AMP Circular Connectors for Commercial Signal & Power Applications](#)

English

[Signal Contacts](#)

English

[M\\_SERIES\\_PIN\\_AND\\_SOCKET\\_CONNECTORS](#)

English

### Product Specifications

[Application Specification](#)

English

### Product Environmental Compliance

[Product Compliance](#)

English



## Product Compliance

English

---

## Instruction Sheets

[Instruction Sheet \(U.S.\)](#)

Japanese

[Instruction Sheet \(U.S.\)](#)

English