




AMP | AMP Type III+

TE Internal #: 163086-2

Power Contacts, Contact, Precious Metal, 24 – 20 AWG Wire Size, .2 – .5 mm<sup>2</sup> Wire Size, Wire & Cable, Crimp, Power & Signal, Pin, AMP Type III+

[View on TE.com >](#)

Connectors > Power Connectors > Power Contacts > Pin and Socket Contacts, Type III, LP EMEA



Power Contact Type: **Contact**

Contact Mating Area Plating Material: **Precious Metal**

Wire Size: **.2 – .5 mm<sup>2</sup>**

Connector & Contact Terminates To: **Wire & Cable**

[All Pin and Socket Contacts, Type III, LP EMEA \(27\)](#)

## Features

### Product Type Features

Compatible With Discrete Wire Type	Stranded
Power Contact Type	Contact
Connector & Contact Terminates To	Wire & Cable

### Contact Features

Contact Size	Size 16
Contact Mating Area Plating Material	Precious Metal
Contact Current Rating (Max)	13 A
Contact Type	Pin
Contact Retention Within Housing	With
Mating Pin Diameter	1.57 mm[.062 in]
Contact Base Material	Brass
Contact Mating Area Plating Material Thickness	.76 μm[30 μin]
Contact Mating Area Plating Material Finish	Bright

Wire Contact Termination Area Plating Thickness	.076 μm[3 μin]
---	----------------

Wire Contact Termination Area Plating Material	Gold Flash
--	------------

Wire Contact Termination Area Plating Material Finish	Bright
---	--------

Contact Orientation	Straight
---------------------	----------

Contact Underplating Material	Nickel
-------------------------------	--------

Contact Underplating Material Thickness	1.27 μm[50 μin]
---	-----------------

### Termination Features

Termination Method to Wire & Cable	Crimp
------------------------------------	-------

### Mechanical Attachment

Wire Insulation Support	With
-------------------------	------

### Dimensions

Wire Size	.2 – .5 mm <sup>2</sup>
-----------	-------------------------

Compatible Insulation Diameter Range	1.1 – 1.8 mm[.043 – .071 in]
--------------------------------------	------------------------------

### Usage Conditions

Operating Temperature Range	-55 – 150 °C[-67 – 302 °F]
-----------------------------	----------------------------

### Operation/Application

Circuit Application	Power & Signal
---------------------	----------------

### Packaging Features

Packaging Quantity	200
--------------------	-----

Packaging Method	Bag
------------------	-----

### Product Compliance

[For compliance documentation, visit the product page on TE.com>](#)

EU RoHS Directive 2011/65/EU	Compliant
------------------------------	-----------

EU ELV Directive 2000/53/EC	Compliant
-----------------------------	-----------

China RoHS 2 Directive MIIT Order No 32, 2016	No Restricted Materials Above Threshold
---	---

EU REACH Regulation (EC) No. 1907/2006	Current ECHA Candidate List: JAN 2023 (233) Candidate List Declared Against: JAN 2023 (233) Does not contain REACH SVHC
--	---

Halogen Content	Low Halogen - Br, Cl, F, I < 900 ppm per homogenous material. Also BFR/CFR/PVC Free
-----------------	---

Solder Process Capability

Not applicable for solder process capability

Product Compliance Disclaimer

This information is provided based on reasonable inquiry of our suppliers and represents our current actual knowledge based on the information they provided. This information is subject to change. The part numbers that TE has identified as EU RoHS compliant have a maximum concentration of 0.1% by weight in homogenous materials for lead, hexavalent chromium, mercury, PBB, PBDE, DBP, BBP, DEHP, DIBP, and 0.01% for cadmium, or qualify for an exemption to these limits as defined in the Annexes of Directive 2011/65/EU (RoHS2). Finished electrical and electronic equipment products will be CE marked as required by Directive 2011/65/EU. Components may not be CE marked. Additionally, the part numbers that TE has identified as EU ELV compliant have a maximum concentration of 0.1% by weight in homogenous materials for lead, hexavalent chromium, and mercury, and 0.01% for cadmium, or qualify for an exemption to these limits as defined in the Annexes of Directive 2000/53/EC (ELV). Regarding the REACH Regulation, the information TE provides on SVHC in articles for this part number is based on the latest European Chemicals Agency (ECHA) 'Guidance on requirements for substances in articles' posted at this URL: <https://echa.europa.eu/guidance-documents/guidance-on-reach>

### Compatible Parts



TE Part # 91515-1  
CCII TYPE III+ MNL PIN SKT 30-20 ASSY



TE Part # 58495-2  
PROCRIMPER DIE ASSY MULTIMATE



TE Part # 200893-2  
INSERTION TOOL CONT



TE Part # 58495-1  
PRO CRIMPER ASSY MULTIMATE



TE Part # 539972-1  
EXTRACTION TOOL



TE Part # 305183  
EXTRACT TOOL TYPE 2 20-16



TE Part # 91505-1  
CCII TYPE III+ 24-16 ASSY



TE Part # 2063487-1  
SDE TYPE III+ 0.2-2.5mm<sup>2</sup> ASSY



TE Part # 2063487-2  
SDE TYPE III+ 0.2-2.5mm<sup>2</sup> DIE SET



TE Part # 2384426-2  
SDE F TYPE III+ 0.56-0.12mm<sup>2</sup> DIE SET



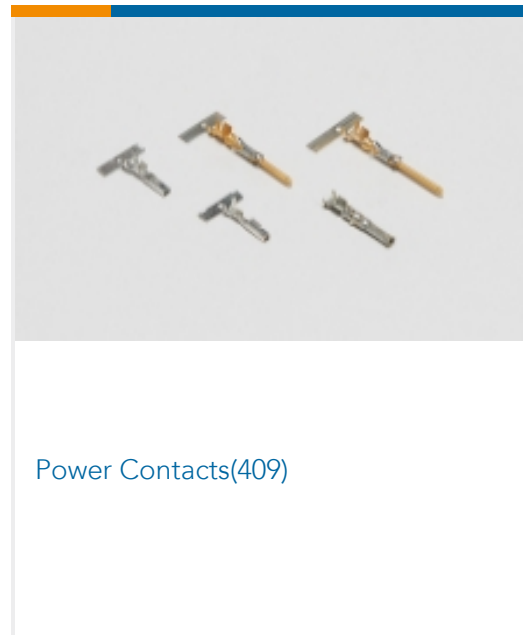
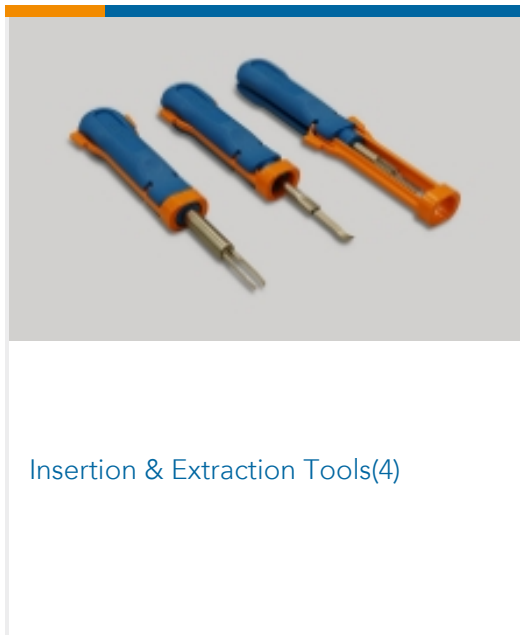
TE Part # 2384426-1  
SDE F TYPE III+ 0.56-0.12mm<sup>2</sup> ASSY



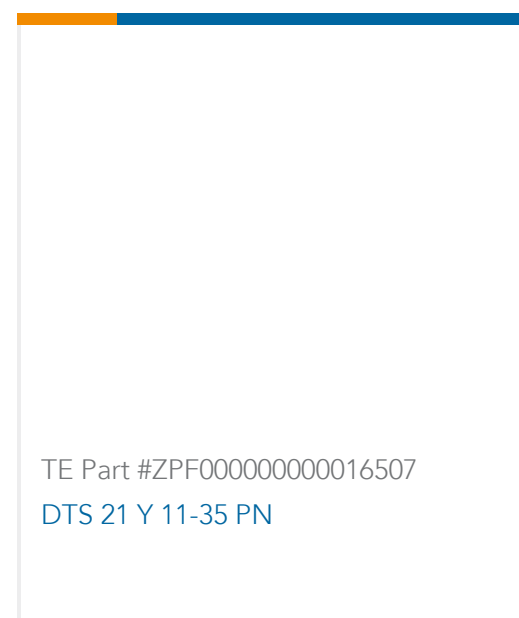
TE Part # 539668-2  
MATRIZE TYPE 3+



### Also in the Series | AMP Type III+



### Customers Also Bought



## Documents

### Product Drawings

#### LOOSE PIECE PIN TYPEIII+ CONTACT SIZE 16

English

---

### CAD Files

#### 3D PDF

3D

#### Customer View Model

[ENG\\_CVM\\_CVM\\_163086-2\\_AD.2d\\_dxf.zip](#)

English

#### Customer View Model

[ENG\\_CVM\\_CVM\\_163086-2\\_AD.3d\\_igs.zip](#)

English

#### Customer View Model

[ENG\\_CVM\\_CVM\\_163086-2\\_AD.3d\\_stp.zip](#)

English

By downloading the CAD file I accept and agree to the [Terms and Conditions](#) of use.

---

### Datasheets & Catalog Pages

#### Circular Hybrid Connectors

English

---

### Product Specifications

#### Product Specification

English

---

### Product Environmental Compliance

[MD\\_163086-2\\_06222016849\\_dmtec](#)

English

[MD\\_163086-2\\_06222016849\\_dmtec](#)

English