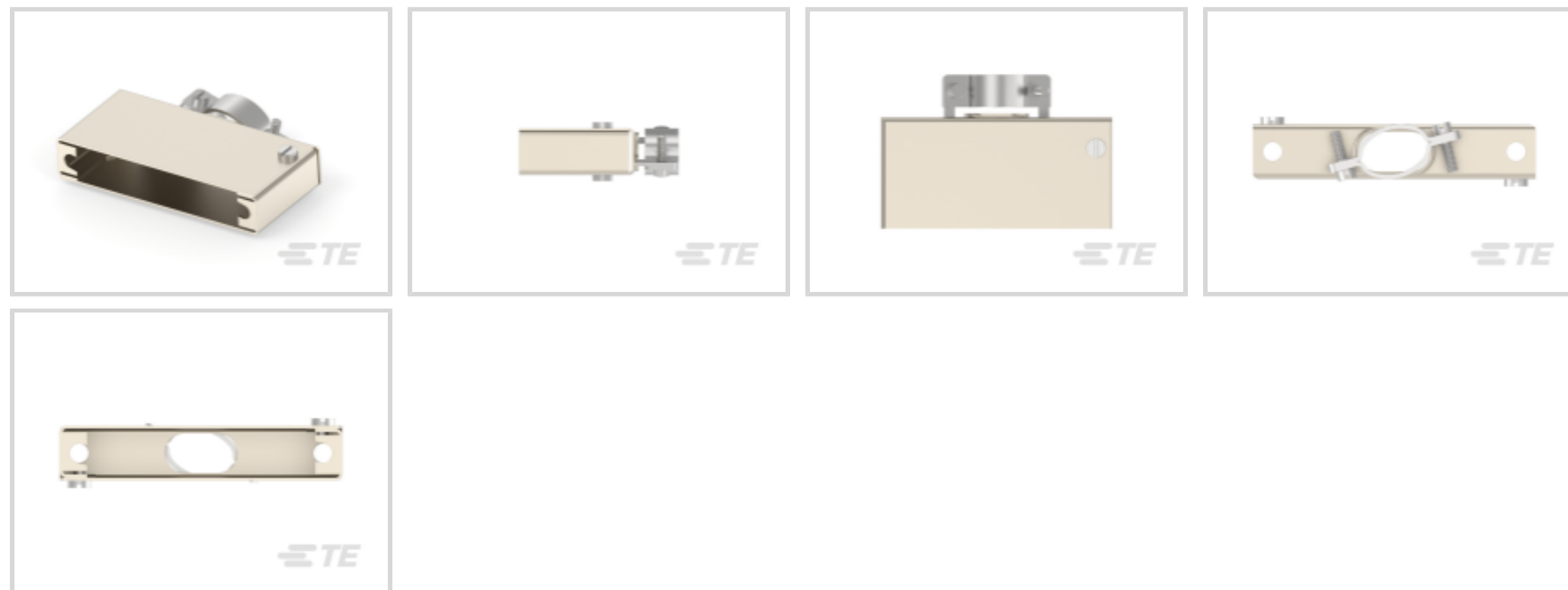




Connectors > Rectangular Connectors > Rectangular Connector Accessories > Rectangular Connector Hardware



Connector Hardware Type: **Shield Kit**

Number of Positions: **41**

Operating Temperature Range: **-55 – 150 °C [-67 – 302 °F]**

Features

Configuration Features

Number of Positions	41
---------------------	----

Body Features

Primary Product Material	Carbon Steel
Cable Exit Angle	180°
Strain Relief Type	Shield & Cable Clamp

Mechanical Attachment

Strain Relief	With
Mounting Hardware	Screws and Clamps
Thread Size	4-40
Connector Hardware Type	Shield Kit

Dimensions

Accepts Cable Diameter (Max)	11.05 mm [.435 in]
------------------------------	--------------------

Usage Conditions

Operating Temperature Range	-55 – 150 °C [-67 – 302 °F]
-----------------------------	-----------------------------

Packaging Features

Packaging Quantity	1
Packaging Method	Bag

Product Compliance

[For compliance documentation, visit the product page on TE.com>](#)

EU RoHS Directive 2011/65/EU	Compliant
EU ELV Directive 2000/53/EC	Compliant
China RoHS 2 Directive MIIT Order No 32, 2016	No Restricted Materials Above Threshold
EU REACH Regulation (EC) No. 1907/2006	Current ECHA Candidate List: JUNE 2023 (235) Candidate List Declared Against: JAN 2023 (233) Does not contain REACH SVHC
Halogen Content	Low Halogen - Br, Cl, F, I < 900 ppm per homogenous material. Also BFR/CFR/PVC Free
Solder Process Capability	Not applicable for solder process capability


Product Compliance Disclaimer

This information is provided based on reasonable inquiry of our suppliers and represents our current actual knowledge based on the information they provided. This information is subject to change. The part numbers that TE has identified as EU RoHS compliant have a maximum concentration of 0.1% by weight in homogenous materials for lead, hexavalent chromium, mercury, PBB, PBDE, DBP, BBP, DEHP, DIBP, and 0.01% for cadmium, or qualify for an exemption to these limits as defined in the Annexes of Directive 2011/65/EU (RoHS2). Finished electrical and electronic equipment products will be CE marked as required by Directive 2011/65/EU. Components may not be CE marked. Additionally, the part numbers that TE has identified as EU ELV compliant have a maximum concentration of 0.1% by weight in homogenous materials for lead, hexavalent chromium, and mercury, and 0.01% for cadmium, or qualify for an exemption to these limits as defined in the Annexes of Directive 2000/53/EC (ELV). Regarding the REACH Regulation, the information TE provides on SVHC in articles for this part number is based on the latest European Chemicals Agency (ECHA) 'Guidance on requirements for substances in articles' posted at this URL: <https://echa.europa.eu/guidance-documents/guidance-on-reach>

Compatible Parts




Also in the Series | [AMP M Series](#)



Board-to-Board Jumpers & Shunts(7)



Rack & Panel Connectors(1)



Rectangular Connector Hardware(51)



Rectangular Power Connectors(66)



Standard Edge Connectors(2)

Customers Also Bought



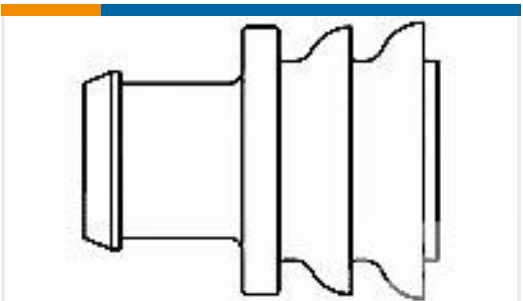
TE Part #206070-8
CABLE CLAMP KIT #17



TE Part #0460-202-16141
DEUTSCH Solid Contacts



TE Part #282104-1
AMP SUPERSEAL 1.5MM,
CONNECTOR HOUSING



TE Part #281934-2
SINGLE WIRE SEAL



TE Part #DT04-2P
REC, 2P, GRY, N



TE Part #DT06-2S
PLG, 2P, GRY, N



TE Part #W2S
WedgeLocks: DEUTSCH DT

Documents

Product Drawings

[41 UNASSM KIT,M SERIES](#)

English

CAD Files

Customer View Model

[ENG_CVM_202383-1_C.3d_igs.zip](#)

English

Customer View Model



[ENG_CVM_202383-1_C.3d_stp.zip](#)

English

Customer View Model

[ENG_CVM_202383-1_C.2d_dxf.zip](#)

English

3D PDF

English

Customer View Model

[ENG_CVM_CVM_202383-1_E.3d_igs.zip](#)

English

Customer View Model

[ENG_CVM_CVM_202383-1_E.3d_stp.zip](#)

English

Customer View Model

[ENG_CVM_CVM_202383-1_E.2d_dxf.zip](#)

English

3D PDF

3D

By downloading the CAD file I accept and agree to the [Terms and Conditions](#) of use.

Datasheets & Catalog Pages

[M_SERIES_PIN_AND_SOCKET_CONNECTORS](#)

English

Instruction Sheets

[Instruction Sheet \(U.S.\)](#)

English

[AMP Shield & Cable Clamp Assemblies for 26 & 41 Position Series "M" Co](#)

English