


**Data sheet | Item number: 769-502**

Center module for 1-conductor female connector; CAGE CLAMP®; 4 mm<sup>2</sup>;  
Pin spacing 5 mm; 1-pole; coding finger; 4,00 mm<sup>2</sup>; gray

[www.wago.com/769-502](http://www.wago.com/769-502)



**Item description**

**Customizing Modular Female Plugs**

WAGO's modular X-COM®-SYSTEM female plugs can be customized for applications that require a varying number of poles (e.g., when designing prototypes).

Subject to changes. Please also observe the further product documentation!

WAGO GmbH & Co. KG  
Hansastr. 27  
32423 Minden  
Phone: +49571 887-0 | Fax: +49571 887-169  
Email: [info.de@wago.com](mailto:info.de@wago.com) | Web: [www.wago.com](http://www.wago.com)

Do you have any questions about our products?  
We are always happy to take your call at +49 (571) 887-44222.



### Modules and Pole Numbers

A customized X-COM®-SYSTEM

female plug consists of:

- One base module with an integrated end plate
- Up to 13 center modules (corresponding to a 15-pole female plug = maximum pole number)
- One end module

### Intended Use

According to EN 61984, connectors without current interrupting capacity must not be mated or unmated when live or under load.

### Assembly

The appropriate mounting tool shall be used to ensure that the individual modules are properly attached to each other without damaging the locking latches.

### Data

#### Notes

Safety information

According to EN 61984, pluggable connectors without current interrupting capacity must not be mated or unmated when live or under load.

---

### Electrical data

#### Ratings per IEC/EN

Ratings per	IEC/EN 61984
Nominal voltage (III/3)	500 V
Rated impulse voltage (III/3)	6 kV
Rated current	32 A
Legend (ratings)	(III / 3) ≙ Overvoltage category III / Pollution degree 3

#### Connection data

Connection points	1
Total number of potentials	1

#### Connection 1

Connection technology	CAGE CLAMP®
-----------------------	-------------

Subject to changes. Please also observe the further product documentation!



Actuation type	Operating tool
Connectable conductor materials	Copper
Nominal cross-section	4 mm <sup>2</sup> / 12 AWG
Solid conductor	0.08 ... 4 mm <sup>2</sup> / 28 ... 12 AWG
Fine-stranded conductor	0.08 ... 4 mm <sup>2</sup> / 28 ... 12 AWG
Strip length	8 ... 9 mm / 0.31 ... 0.35 inches
Pole number	1
Wiring direction	Front-entry wiring

### Physical data

Width	5 mm / 0.197 inches
Height	45.2 mm / 1.78 inches
Depth	18.3 mm / 0.72 inches
Module width	5 mm / 0.197 inches

### Mechanical Data

Variable coding	Yes
Direct ground contact to DIN-rail/drilled hole/housing	No
Marking level	Side marking
Anti-rotation protection	Yes

### Plug-in connection

Contact type (pluggable connector)	Female connector/socket
Connector (connection type)	for conductor
Mismating protection	No
Plugging without loss of pin spacing	Yes

### Material Data

Note (material data)	Information on material specifications can be found here
Color	gray
Insulation material	Polyamide (PA66)
Flammability class per UL94	V0
Fire load	0.061 MJ
Halogen-free	Yes
Weight	3.1 g

Subject to changes. Please also observe the further product documentation!

## Environmental requirements

Processing temperature	-35 ... +85 °C
Continuous operating temperature	-60 ... +105 °C

## Commercial data






Product Group	18 (X-COM-System)
eCl@ss 10.0	27-14-11-06
eCl@ss 9.0	27-14-11-06
ETIM 8.0	EC001284
ETIM 7.0	EC001284
PU (SPU)	250 pcs
Packaging type	bag
Country of origin	DE
GTIN	4017332331425
Customs tariff number	85366990990

## Environmental Product Compliance

RoHS Compliance Status	Compliant, No Exemption
------------------------	-------------------------

## Approvals / Certificates

### General approvals

Logo	Approval	Additional Approval Text	Certificate name
	CCA DEKRA Certification B.V.	EN 60947	NTR NL-7626
	CCA DEKRA Certification B.V.	EN 61984	2190419.02
	CCA DEKRA Certification B.V.	EN 61984	NL-47799 /A1
	CSA DEKRA Certification B.V.	C22.2 No. 158	1101144
	KEMA/KEUR	EN 60947	2190419.01


Subject to changes. Please also observe the further product documentation!


WAGO GmbH & Co. KG  
 Hansastr. 27  
 32423 Minden  
 Phone: +49571 887-0 | Fax: +49571 887-169  
 Email: [info.de@wago.com](mailto:info.de@wago.com) | Web: [www.wago.com](http://www.wago.com)

Do you have any questions about our products?  
 We are always happy to take your call at +49 (571) 887-44222.



DEKRA Certification B.V.



	<b>UL</b> Underwriters Laboratories Inc.	UL 1977	E 45171
--	---	---------	---------

	<b>UR</b> Underwriters Laboratories Inc.	UL 1059	E45172
--	---	---------	--------

Declarations of conformity and manufacturer's declarations




Logo	Approval	Additional Approval Text	Certificate name
	<b>EU-Declaration of Conformity</b> WAGO GmbH & Co. KG	-	-
	<b>UK-Declaration of Conformity</b> WAGO GmbH & Co. KG	-	-

Optional accessories

Jumpers

Jumper		
	<b>Item no.: 769-402</b> Jumper; insulated; gray	<a href="http://www.wago.com/769-402">www.wago.com/769-402</a>

Insulation stop

Insulation stop		
	<b>Item no.: 769-470</b> Insulation stop; 0.08 - 0.2 mm <sup>2</sup> "s" (0.14 mm <sup>2</sup> "f-st"); 5 pieces/strip; white	<a href="http://www.wago.com/769-470">www.wago.com/769-470</a>
	<b>Item no.: 769-471</b> Insulation stop; 0.25 - 0.5 mm <sup>2</sup> ; 5 pieces/strip; light gray	<a href="http://www.wago.com/769-471">www.wago.com/769-471</a>
	<b>Item no.: 769-472</b> Insulation stop; 0.75 - 1 mm <sup>2</sup> ; 5 pieces/strip; dark gray	<a href="http://www.wago.com/769-472">www.wago.com/769-472</a>

Testing and measuring

Subject to changes. Please also observe the further product documentation!

WAGO GmbH & Co. KG  
 Hansastr. 27  
 32423 Minden  
 Phone: +49571 887-0 | Fax: +49571 887-169  
 Email: [info.de@wago.com](mailto:info.de@wago.com) | Web: [www.wago.com](http://www.wago.com)

Do you have any questions about our products?  
 We are always happy to take your call at +49 (571) 887-44222.

Testing accessories



**Item no.: 210-136**  
Test plug; 2 mm Ø; with 500 mm cable; red

[www.wago.com/210-136](http://www.wago.com/210-136)

Protective warning marker

Cover



**Item no.: 280-415**  
Protective warning marker; for 5 terminal blocks; with high-voltage symbol, black; yellow

[www.wago.com/280-415](http://www.wago.com/280-415)

Strain relief

Strain relief



**Item no.: 769-1604**  
Strain relief housing; for female and male connectors; 2 parts; Pin spacing 5 mm; 4-pole; gray

[www.wago.com/769-1604](http://www.wago.com/769-1604)



**Item no.: 769-1602**  
Strain relief housing; for female and male connectors; 2 parts; Pin spacing 5 mm; 2-pole; gray

[www.wago.com/769-1602](http://www.wago.com/769-1602)



**Item no.: 769-1607**  
Strain relief housing; for female and male connectors; 2 parts; Pin spacing 5 mm; 7-pole; gray

[www.wago.com/769-1607](http://www.wago.com/769-1607)



**Item no.: 769-1609**  
Strain relief housing; for female and male connectors; 2 parts; Pin spacing 5 mm; 9-pole; gray

[www.wago.com/769-1609](http://www.wago.com/769-1609)



**Item no.: 769-1603**  
Strain relief housing; for female and male connectors; 2 parts; Pin spacing 5 mm; 3-pole; gray

[www.wago.com/769-1603](http://www.wago.com/769-1603)



**Item no.: 769-1610**  
Strain relief housing; for female and male connectors; 2 parts; Pin spacing 5 mm; 10-pole; gray

[www.wago.com/769-1610](http://www.wago.com/769-1610)



**Item no.: 769-1605**  
Strain relief housing; for female and male connectors; 2 parts; Pin spacing 5 mm; 5-pole; gray

[www.wago.com/769-1605](http://www.wago.com/769-1605)



**Item no.: 769-1608**  
Strain relief housing; for female and male connectors; 2 parts; Pin spacing 5 mm; 8-pole; gray

[www.wago.com/769-1608](http://www.wago.com/769-1608)



**Item no.: 769-1606**  
Strain relief housing; for female and male connectors; 2 parts; Pin spacing 5 mm; 6-pole; gray

[www.wago.com/769-1606](http://www.wago.com/769-1606)



**Item no.: 769-1611**  
Strain relief housing; for female and male connectors; 2 parts; Pin spacing 5 mm; 11-pole; gray
















[www.wago.com/769-1611](http://www.wago.com/769-1611)



**Item no.: 769-1613**  
Strain relief housing; for female and male connectors; 2 parts; Pin spacing 5 mm; 13-pole; gray

[www.wago.com/769-1613](http://www.wago.com/769-1613)





Subject to changes. Please also observe the further product documentation!

	<b>Item no.: 769-1612</b> Strain relief housing; for female and male connectors; 2 parts; Pin spacing 5 mm; 12-pole; gray	<a href="http://www.wago.com/769-1612">www.wago.com/769-1612</a>
	<b>Item no.: 769-1615</b> Strain relief housing; for female and male connectors; 2 parts; Pin spacing 5 mm; 15-pole; gray	<a href="http://www.wago.com/769-1615">www.wago.com/769-1615</a>
	<b>Item no.: 769-1614</b> Strain relief housing; for female and male connectors; 2 parts; Pin spacing 5 mm; 14-pole; gray	<a href="http://www.wago.com/769-1614">www.wago.com/769-1614</a>
	<b>Item no.: 769-411</b> Strain relief plate; for female and male connectors; 1 part; Pin spacing 5 mm; 2- to 3-pole; gray	<a href="http://www.wago.com/769-411">www.wago.com/769-411</a>
	<b>Item no.: 769-412</b> Strain relief plate; for female and male connectors; 1 part; Pin spacing 5 mm; 4- to 5-pole; gray	<a href="http://www.wago.com/769-412">www.wago.com/769-412</a>
	<b>Item no.: 769-414</b> Strain relief plate; for female and male connectors; 1 part; Pin spacing 5 mm; 10- to 15-pole; gray	<a href="http://www.wago.com/769-414">www.wago.com/769-414</a>
	<b>Item no.: 769-410</b> Strain relief plate; for female and male connectors; 1 part; Pin spacing 5 mm; 1-pole; gray	<a href="http://www.wago.com/769-410">www.wago.com/769-410</a>
	<b>Item no.: 769-413</b> Strain relief plate; for female and male connectors; 1 part; Pin spacing 5 mm; 6- to 9-pole; gray	<a href="http://www.wago.com/769-413">www.wago.com/769-413</a>
<b>Locking levers</b>		
Locking system		
	<b>Item no.: 769-428</b> Locking lever; for female connectors; 1 part; Pin spacing 5 mm; 1-pole; gray	<a href="http://www.wago.com/769-428">www.wago.com/769-428</a>
	<b>Item no.: 769-430</b> Locking lever; for female connectors; 1 part; Pin spacing 5 mm; 2-pole; gray	<a href="http://www.wago.com/769-430">www.wago.com/769-430</a>
	<b>Item no.: 769-429</b> Locking lever; for female connectors; 1 part; Pin spacing 5 mm; 1-pole; orange	<a href="http://www.wago.com/769-429">www.wago.com/769-429</a>
	<b>Item no.: 769-431</b> Locking lever; for female connectors; 1 part; Pin spacing 5 mm; 2-pole; orange	<a href="http://www.wago.com/769-431">www.wago.com/769-431</a>
<b>Ferrule</b>		
Ferrule		
	<b>Item no.: 216-101</b> Ferrule; Sleeve for 0.5 mm <sup>2</sup> / AWG 22; uninsulated; electro-tin plated; silver-colored	<a href="http://www.wago.com/216-101">www.wago.com/216-101</a>
	<b>Item no.: 216-104</b> Ferrule; Sleeve for 1.5 mm <sup>2</sup> / AWG 16; uninsulated; electro-tin plated; silver-colored	<a href="http://www.wago.com/216-104">www.wago.com/216-104</a>
	<b>Item no.: 216-102</b>	

Subject to changes. Please also observe the further product documentation!

Ferrule; Sleeve for 0.75 mm<sup>2</sup> / AWG 20; uninsulated; electro-tin plated; silver-colored

[www.wago.com/216-102](http://www.wago.com/216-102)

	<b>Item no.: 216-103</b> Ferrule; Sleeve for 1 mm <sup>2</sup> / AWG 18; uninsulated; electro-tin plated	<a href="http://www.wago.com/216-103">www.wago.com/216-103</a>
	<b>Item no.: 216-203</b> Ferrule; Sleeve for 1 mm <sup>2</sup> / AWG 18; insulated; electro-tin plated; red	<a href="http://www.wago.com/216-203">www.wago.com/216-203</a>
	<b>Item no.: 216-206</b> Ferrule; Sleeve for 2.5 mm <sup>2</sup> / AWG 14; insulated; electro-tin plated; blue	<a href="http://www.wago.com/216-206">www.wago.com/216-206</a>
	<b>Item no.: 216-202</b> Ferrule; Sleeve for 0.75 mm <sup>2</sup> / 18 AWG; insulated; electro-tin plated; gray	<a href="http://www.wago.com/216-202">www.wago.com/216-202</a>
	<b>Item no.: 216-204</b> Ferrule; Sleeve for 1.5 mm <sup>2</sup> / AWG 16; insulated; electro-tin plated; black	<a href="http://www.wago.com/216-204">www.wago.com/216-204</a>
	<b>Item no.: 216-201</b> Ferrule; Sleeve for 0.5 mm <sup>2</sup> / 20 AWG; insulated; electro-tin plated; white	<a href="http://www.wago.com/216-201">www.wago.com/216-201</a>
	<b>Item no.: 216-301</b> Ferrule; Sleeve for 0.25 mm <sup>2</sup> / AWG 24; insulated; electro-tin plated; yellow	<a href="http://www.wago.com/216-301">www.wago.com/216-301</a>
	<b>Item no.: 216-302</b> Ferrule; Sleeve for 0.34 mm <sup>2</sup> / 22 AWG; insulated; electro-tin plated; light turquoise	<a href="http://www.wago.com/216-302">www.wago.com/216-302</a>

**Cover**

Cover



**Item no.: 769-436**  
Jumper cover; for 1-conductor female plugs; for 5 poles; gray

[www.wago.com/769-436](http://www.wago.com/769-436)

**Tool**

Operating tool



**Item no.: 210-490**  
Operating tool

[www.wago.com/210-490](http://www.wago.com/210-490)



**Item no.: 769-434**  
Operating tool; made of insulating material; 1-way; loose; white

[www.wago.com/769-434](http://www.wago.com/769-434)

**Marking accessories**

Marking strip



**Item no.: 210-831**  
Marking strips; on reel; 2.3 mm wide; plain; Self-adhesive; white

[www.wago.com/210-831](http://www.wago.com/210-831)



**Item no.: 210-832**  
Marking strips; on reel; 3 mm wide; plain; Self-adhesive; white

[www.wago.com/210-832](http://www.wago.com/210-832)

Label

Subject to changes. Please also observe the further product documentation!





**Item no.: 210-805**  
Labels; for Smart Printer; permanent adhesive; 6 x 15 mm; white

[www.wago.com/210-805](http://www.wago.com/210-805)



**Item no.: 210-805/000-002**  
Labels; for Smart Printer; permanent adhesive; 6 x 15 mm; yellow

[www.wago.com/210-805/000-002](http://www.wago.com/210-805/000-002)

Marker



**Item no.: 2009-145**  
Mini-WSB Inline; for Smart Printer; 1700 pieces on roll; stretchable 5 - 5.2 mm; plain; snap-on type; white

[www.wago.com/2009-145](http://www.wago.com/2009-145)



**Item no.: 248-501**  
Mini-WSB marking card; as card; not stretchable; plain; snap-on type; white

[www.wago.com/248-501](http://www.wago.com/248-501)

**Downloads**

**Documentation**

**Bid Text**

769-502 X81 - Datei	19 Feb 2019	xml 3.1 kB	Download
769-502 doc - Datei	4 Oct 2017	doc 26.1 kB	Download

**Additional Information**

		pdf 2.2 MB	Download
--	--	---------------	----------

**CAD/CAE-Data**

**CAD data**

2D/3D Models 769-502		URL	Download
----------------------	--	-----	----------

**CAE data**

EPLAN Data Portal 769-502		URL	Download
---------------------------	--	-----	----------

ZUKEN Portal 769-502		URL	Download
----------------------	--	-----	----------

WSCAD Universe 769-502		URL	Download
------------------------	--	-----	----------

Subject to changes. Please also observe the further product documentation!

WAGO GmbH & Co. KG  
Hansastr. 27  
32423 Minden  
Phone: +49571 887-0 | Fax: +49571 887-169  
Email: [info.de@wago.com](mailto:info.de@wago.com) | Web: [www.wago.com](http://www.wago.com)

Do you have any questions about our products?  
We are always happy to take your call at +49 (571) 887-44222.

## Environmental Product Compliance

### Compliance Search

Environmental Product Compliance 769-502

URL

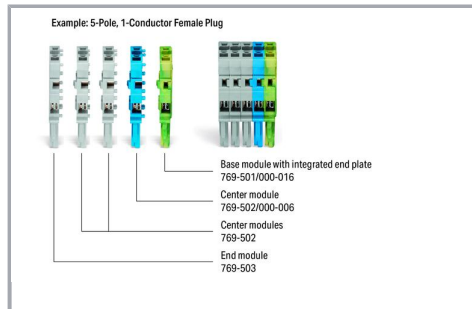
Download

Center module for 1-conductor female connector; CAGE CLAMP®; 4 mm<sup>2</sup>; Pin spacing 5 mm; 1-pole; coding finger; 4,00 mm<sup>2</sup>; gray

---

## Installation Notes

### Installation



Female plugs for self-assembly

### Conductor termination

Subject to changes. Please also observe the further product documentation!

WAGO GmbH & Co. KG

Hansastr. 27


32423 Minden

Phone: +49571 887-0 | Fax: +49571 887-169

Email: [info.de@wago.com](mailto:info.de@wago.com) | Web: [www.wago.com](http://www.wago.com)

Do you have any questions about our products?

We are always happy to take your call at +49 (571) 887-44222.




### CAGE CLAMP® connection

Female plug: Inserting/removing a conductor via operating tool.


Operation 90° to conductor is also possible.

With ferruled conductors, it is necessary to use a terminal block one size smaller than the conductor's nominal cross-section.

### Commoning



Commoning 1-conductor female plugs via miniature adjacent jumpers.



Jumper cover for 1-conductor female plugs


### Coding

Subject to changes. Please also observe the further product documentation!




Coding a female plug by removing coding finger(s) via cutting tool. Do not remove the first and last coding fingers or use an additional locking lever.

#### Locking system



Locking/releasing a lever.


#### Strain relief



Removing a female plug via conductor bundle provided with strain relief plate.

Subject to changes. Please also observe the further product documentation!

## Marking



Labeling a female plug with CAGE CLAMP® connection via Mini-WSB Quick Markers.

## Product family

**X-COM**

[Show all products from the family](#)

Subject to changes. Please also observe the further product documentation!