


# THICK FILM (LOW RESISTANCE)

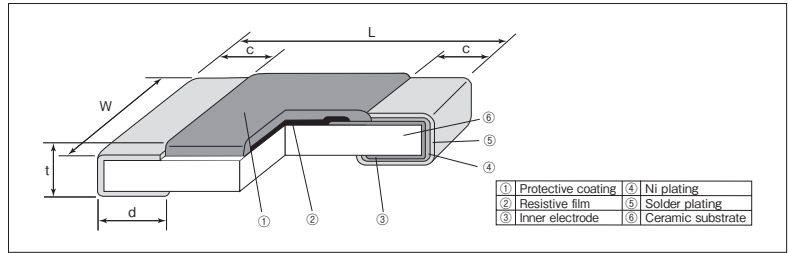


## SR73 Low Resistance Flat Chip Resistors



Coating color : Black (1H)  
Indigo (1E, 1J, 2A, 2B, 2E, W2H, W3A, W3A2)

### Construction



### Features

- Current detecting resistors for power supply, motor circuits, etc.
- High reliability and performance with resistance tolerance  $\pm 0.5\%$ , T.C.R.  $\pm 100 \times 10^{-6}/K$
- Suitable for both reflow and flow solderings.
- Products with lead free termination meet EU-RoHS requirements. EU-RoHS regulation is not intended for Pb-glass contained in electrode, resistor element and glass.
- AEC-Q200 Tested (Exemption 1H).

### Applications

- Car electronics, Computers, HDDs, Cellular-telephones, Power supplies, and Motor circuits, etc.

### Reference Standards

IEC 60115-8  
JIS C 5201-8  
EIAJ RC-2134C

### Dimensions

| Type<br>(Inch Size Code)  | Dimensions (mm) |                |                |                 |                 | Weight (g)<br>(1000pcs) |
|---------------------------|-----------------|----------------|----------------|-----------------|-----------------|-------------------------|
|                           | L               | W              | c              | d               | t               |                         |
| 1H (0201)                 | $0.6 \pm 0.03$  | $0.3 \pm 0.03$ | $0.1 \pm 0.05$ | $0.15 \pm 0.05$ | $0.23 \pm 0.03$ | 0.14                    |
| 1E (0402)                 | $1.0 \pm 0.05$  | $0.5 \pm 0.05$ | $0.25 \pm 0.1$ | $0.25 \pm 0.1$  | $0.35 \pm 0.05$ | 0.68                    |
| 1J (0603)                 | $1.6 \pm 0.2$   | $0.8 \pm 0.15$ | $0.35 \pm 0.1$ | $0.35 \pm 0.1$  | $0.45 \pm 0.1$  | 2.14                    |
| 2A (0805)                 | $2.0 \pm 0.2$   | $1.25 \pm 0.1$ | $0.4 \pm 0.2$  | $0.3 \pm 0.2$   | $0.5 \pm 0.1$   | 4.54                    |
| 2B (1206)                 | $3.2 \pm 0.2$   | $1.6 \pm 0.2$  | $0.5 \pm 0.3$  | $0.4 \pm 0.2$   | $0.6 \pm 0.1$   | 9.14                    |
| 2E (1210)                 |                 | $2.6 \pm 0.2$  |                | $0.4 \pm 0.2$   |                 | 15.5                    |
| W2H (2010) <sup>※1</sup>  | $5.0 \pm 0.2$   | $2.5 \pm 0.2$  | $0.5 \pm 0.3$  | $0.65 \pm 0.15$ | $0.6 \pm 0.1$   | 24.3                    |
| W3A (2512) <sup>※1</sup>  | $6.3 \pm 0.2$   | $3.1 \pm 0.2$  |                |                 |                 | 37.1                    |
| W3A2 (2512) <sup>※1</sup> |                 |                |                |                 |                 |                         |

※1 SR73 2H, 3A and 3A2 are also still available (different "d" dimensions= $0.4 \pm 0.2$ mm)

### Type Designation

Example

| SR73         | 2B   | T   | TD   | R10  | J                                  |
|--------------|--|---|--|--|------------------------------------|
| Product Code | Power Rating   | Terminal Surface Material                             | Taping   | Nominal Resistance   | Resistance Tolerance               |
|              | 1H:0.1W<br>1E:0.166W<br>1J:0.2W<br>0.25W<br>2A:0.33W<br>0.5W <sup>※5</sup><br>2B:0.33W<br>0.5W <sup>※5</sup><br>2E:0.5W<br>0.66W <sup>※5</sup><br>W2H:0.75W<br>W3A:1.0W<br>W3A2:2.0W <sup>※5</sup> | T:Sn<br>G:Au <sup>※2</sup><br>(L:Sn/Pb) <sup>※3</sup> | TCM:2mm pitch<br>press paper<br>TPL·TP:<br>2mm pitch<br>punch paper<br>TD:4mm pitch<br>punch paper<br>TE:4mm pitch<br>plastic<br>embossed<br>BK:Bulk | D,F:4 digits<br>G,J:3 digits<br>Ex.<br>0.1Ω:R100<br>47mΩ:47L | D:±0.5%<br>F:±1%<br>G:±2%<br>J:±5% |

| Resistance Value (Ω) | 3digits | Resistance Value (Ω) | 4digits   |
|----------------------|---------|----------------------|-----------|
| 24m~91m              | 24L~91L | 0.1~0.976            | R100~R976 |
| 0.1~0.91             | R10~R91 | 1~9.76               | 1R00~9R76 |
| 1~9.1                | 1R0~9R1 | 10                   | 10R0      |
| 10                   | 100     |                      |           |

※2 Products with gold plated electrodes are also available only 1J, 2A and 2B type (0.1Ω~10Ω, F:±1%, J:±5%), so please consult with us.

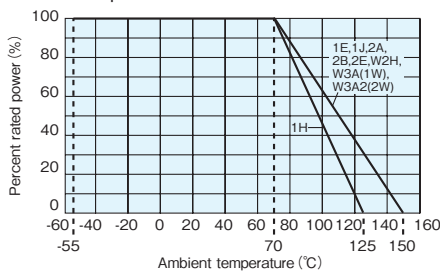
※3 With type 1H, W2H and W3A, W3A2 only T is available as the terminal surface material. The terminal surface material lead free is standard.

Contact us when you have control request for environmental hazardous material other than the substance specified by EU-RoHS.

For further information on taping, please refer to APPENDIX C on the back pages.

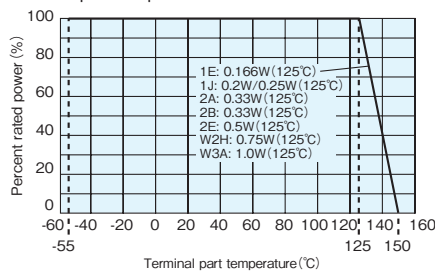
### Derating Curve

Ambient temperature



For resistors operated at an ambient temperature of 70°C or higher, the power shall be derated in accordance with the above derating curve.

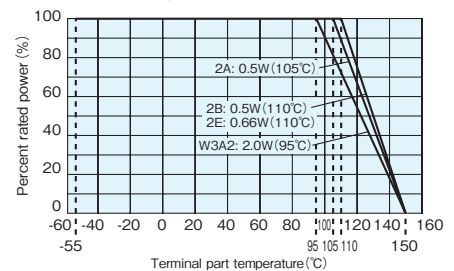
Terminal part temperature



When the terminal part temperature of the resistor exceeds the rated terminal part temperature shown above, the power shall be derated according to the derating curve.

※Please refer to "Introduction of the derating curves based on the terminal part temperature" on the beginning of our catalog before use.

Terminal part temperature  
SR73 2A(0.5W), SR73 2B(0.5W),  
SR73 2E(0.66W), SR73 W3A2



## ■ Ratings

| Type                | Power Rating     | Rated Ambient Temp. | Rated Terminal Part Temp. | T.C.R.<br>( $\times 10^{-6}/K$ ) | Resistance Range ( $\Omega$ ) |                           |                     |                     | Taping & Q'ty /Reel<br>(pcs) |                            |                     |                     |
|---------------------|------------------|---------------------|---------------------------|----------------------------------|-------------------------------|---------------------------|---------------------|---------------------|------------------------------|----------------------------|---------------------|---------------------|
|                     |                  |                     |                           |                                  | D: $\pm 0.5\%$<br>E24 · E96   | F: $\pm 1\%$<br>E24 · E96 | G: $\pm 2\%$<br>E24 | J: $\pm 5\%$<br>E24 | TCM                          | TPL · TP                   | TD                  | TE                  |
| 1H <sup>※4</sup>    | 0.1W             | 70°C                | —                         | 0~+400                           | —                             | 1~10                      | —                   | 0.27~10             | TCM: 15,000                  | —                          | —                   | —                   |
|                     |                  |                     |                           | 0~+500                           | —                             | —                         | —                   | 0.18~0.24           |                              |                            |                     |                     |
| 1E <sup>※4</sup>    | 0.166W           | 70°C                | 125°C                     | ±200                             | —                             | 0.51~10                   | 0.51~10             | 0.51~10             | —                            | TPL: 20,000<br>TP : 10,000 | —                   | —                   |
|                     |                  |                     |                           | ±300                             | —                             | 0.2~0.47                  | 0.2~0.47            | 0.2~0.47            |                              |                            |                     |                     |
|                     |                  |                     |                           | ±500                             | —                             | 0.1~0.18                  | 0.1~0.18            | 0.1~0.18            |                              |                            |                     |                     |
| 1J                  | 0.2W             | 70°C                | 125°C                     | ±200                             | —                             | 1.02~10                   | 1.1~10              | 1.1~10              | —                            | TP : 10,000 <sup>※6</sup>  | 5,000               | —                   |
|                     | 0.25W            | 70°C                | 125°C                     | ±200                             | —                             | 0.1~1                     | 0.1~1               | 0.1~1               |                              |                            |                     |                     |
| 2A                  | 0.33W            | 70°C                | 125°C                     | ±100                             | 0.15~10                       | 0.1~10                    | —                   | —                   | —                            | TP : 10,000 <sup>※6</sup>  | 5,000               | 4,000 <sup>※6</sup> |
|                     |                  |                     |                           | ±200                             | —                             | —                         | 0.1~10              | 0.1~10              |                              |                            |                     |                     |
|                     |                  |                     |                           | ±500                             | —                             | —                         | —                   | 0.051~0.091         |                              |                            |                     |                     |
|                     | ±800             | —                   | —                         | —                                | 0.03~0.047                    |                           |                     |                     |                              |                            |                     |                     |
|                     | ±100             | 0.15~10             | 0.1~10                    | —                                | —                             |                           |                     |                     |                              |                            |                     |                     |
|                     | ±200             | —                   | —                         | 0.1~10                           | 0.1~10                        |                           |                     |                     |                              |                            |                     |                     |
| 0.5W <sup>※5</sup>  | 70°C             | 105°C               | ±500                      | —                                | —                             | —                         | 0.051~0.091         | —                   | —                            | 5,000                      | 4,000 <sup>※6</sup> |                     |
|                     |                  |                     | ±800                      | —                                | —                             | —                         | 0.03~0.047          |                     |                              |                            |                     |                     |
|                     |                  |                     | ±100                      | 0.15~10                          | 0.1~10                        | —                         | —                   |                     |                              |                            |                     |                     |
| 2B                  | 0.33W            | 70°C                | 125°C                     | ±100                             | 0.15~10                       | 0.1~10                    | —                   | —                   | —                            | —                          | 5,000               | 4,000 <sup>※6</sup> |
|                     |                  |                     |                           | ±200                             | —                             | —                         | 0.1~10              | 0.1~10              |                              |                            |                     |                     |
|                     |                  |                     |                           | ±500                             | —                             | —                         | —                   | 0.056~0.091         |                              |                            |                     |                     |
|                     | ±800             | —                   | —                         | —                                | 0.03~0.051                    |                           |                     |                     |                              |                            |                     |                     |
|                     | ±100             | 0.15~10             | 0.1~10                    | —                                | —                             |                           |                     |                     |                              |                            |                     |                     |
|                     | ±200             | —                   | —                         | 0.1~10                           | 0.1~10                        |                           |                     |                     |                              |                            |                     |                     |
| 0.5W <sup>※5</sup>  | 70°C             | 110°C               | ±500                      | —                                | —                             | —                         | 0.056~0.091         | —                   | —                            | 5,000                      | 4,000 <sup>※6</sup> |                     |
|                     |                  |                     | ±800                      | —                                | —                             | —                         | 0.03~0.051          |                     |                              |                            |                     |                     |
|                     |                  |                     | ±100                      | —                                | 0.1~10                        | —                         | —                   |                     |                              |                            |                     |                     |
| 2E                  | 0.5W             | 70°C                | 125°C                     | ±100                             | —                             | —                         | —                   | —                   | —                            | —                          | 5,000               | 4,000 <sup>※6</sup> |
|                     |                  |                     |                           | ±200                             | —                             | —                         | 0.1~10              | 0.047~10            |                              |                            |                     |                     |
|                     |                  |                     |                           | ±500                             | —                             | —                         | —                   | 0.036~0.043         |                              |                            |                     |                     |
|                     | ±1000            | —                   | —                         | —                                | 0.024~0.033                   |                           |                     |                     |                              |                            |                     |                     |
|                     | ±100             | —                   | 0.1~10                    | —                                | —                             |                           |                     |                     |                              |                            |                     |                     |
|                     | ±200             | —                   | —                         | 0.1~10                           | 0.047~10                      |                           |                     |                     |                              |                            |                     |                     |
| 0.66W <sup>※5</sup> | 70°C             | 110°C               | ±500                      | —                                | —                             | —                         | 0.036~0.043         | —                   | —                            | 5,000                      | 4,000 <sup>※6</sup> |                     |
|                     |                  |                     | ±800                      | —                                | —                             | —                         | 0.024~0.033         |                     |                              |                            |                     |                     |
|                     |                  |                     | ±100                      | —                                | 0.1~10                        | —                         | —                   |                     |                              |                            |                     |                     |
| W2H                 | 0.75W            | 70°C                | 125°C                     | ±100                             | —                             | 0.1~10                    | —                   | —                   | —                            | —                          | —                   | 4,000               |
|                     |                  |                     |                           | ±200                             | —                             | —                         | 0.1~10              | 0.1~10              |                              |                            |                     |                     |
|                     |                  |                     |                           | ±500                             | —                             | —                         | —                   | 0.056~0.091         |                              |                            |                     |                     |
|                     |                  |                     |                           | ±800                             | —                             | —                         | —                   | 0.033~0.051         |                              |                            |                     |                     |
| W3A                 | 1W               | 70°C                | 125°C                     | ±100                             | —                             | 0.1~10                    | —                   | —                   | —                            | —                          | —                   | 4,000               |
|                     |                  |                     |                           | ±200                             | —                             | —                         | 0.1~10              | 0.1~10              |                              |                            |                     |                     |
|                     |                  |                     |                           | ±500                             | —                             | —                         | —                   | 0.056~0.091         |                              |                            |                     |                     |
|                     |                  |                     |                           | ±800                             | —                             | —                         | —                   | 0.039~0.051         |                              |                            |                     |                     |
| W3A2                | 2W <sup>※5</sup> | 70°C                | 95°C                      | ±100                             | —                             | 0.1~10                    | —                   | —                   | —                            | —                          | —                   | 4,000               |
|                     |                  |                     |                           | ±200                             | —                             | —                         | 0.1~10              | 0.1~10              |                              |                            |                     |                     |
|                     |                  |                     |                           | ±500                             | —                             | —                         | —                   | 0.056~0.091         |                              |                            |                     |                     |
|                     |                  |                     |                           | ±800                             | —                             | —                         | —                   | 0.039~0.051         |                              |                            |                     |                     |

Operating Temperature Range :  $-55^{\circ}\text{C} \sim +125^{\circ}\text{C}$  (1H),  $-55^{\circ}\text{C} \sim +150^{\circ}\text{C}$  (1E, 1J, 2A, 2B, 2E, W2H, W3A, W3A2)

Rated voltage =  $\sqrt{\text{Power Rating} \times \text{Resistance value}}$

※4 The nominal resistance value for SR73 1H, SR73 1E (F:  $\pm 1\%$ ) is in E24.

※5 If you use at the rated power, please keep the condition that the terminal of the resistor is below the rated terminal part temperature. Please refer to the derating curves based on the terminal temperature of right side on the previous page.

※6 Standard packaging : TD(4mm pitch punch paper)

If any questions arise whether to use the "Rated Ambient Temperature" or the "Rated Terminal Part Temperature" in your usage conditions, please give priority to the "Rated Terminal Part Temperature". For more details, please refer to "Introduction of the derating curves based on the terminal part temperature" on the beginning of our catalog.

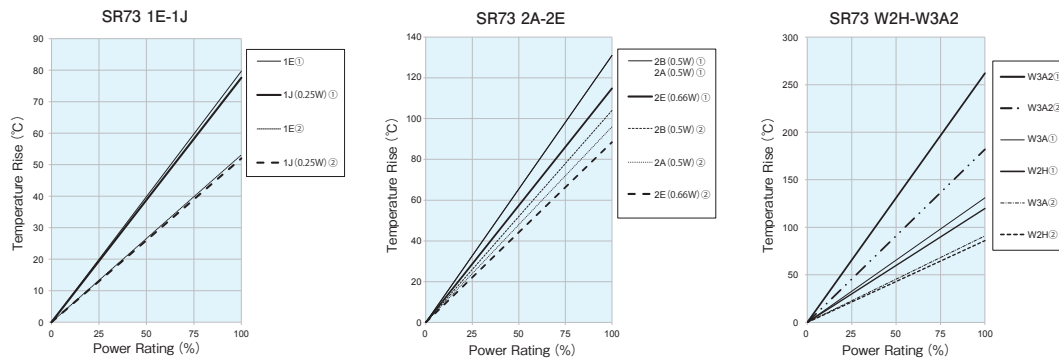
While using under high power, the temperature of the product may increase depending on the condition of heat dissipation from PCB.

Be sure to check the terminal part temperature as well as precautions to use on delivery specifications before use.

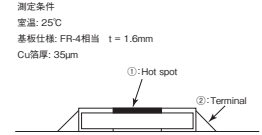
# THICK FILM (LOW RESISTANCE)



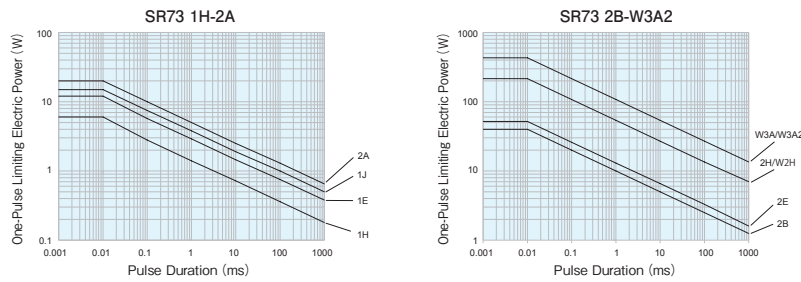
## Temperature Rise



Regarding the temperature rise, the value of the temperature varies per conditions and board for use since the temperature is measured under our measuring conditions.



## One-Pulse Limiting Electric Power



Please ask us about the resistance characteristic of continuous applied pulse. The pulse endurance values are not assured values, so be sure to check the products on actual equipment when you use them.

## Performance

| Test Items   | Performance Requirements<br>$\Delta R \pm (\% + 0.005 \Omega)$ |                          | Test Methods  |
|--|--|--------------------------|---|
|  | Limit  | Typical                  |   |
| Resistance   | Within specified tolerance                                     | —                        | 25°C  |
| T.C.R.   | Within specified T.C.R.  | —                        | +25°C / -55°C and +25°C / +125°C  |
| Overload (Short time)                                | 2  | 0.5                      | Rated voltage × 2.5 for 5s (W3A2: Rated voltage × 2.0 for 5s)                       |
| Resistance to soldering heat                         | 3: 1H<br>1: 1E~W3A2  | 0.75: 1H<br>0.3: 1E~W3A2 | 260°C ± 5°C, 10s ± 1s   |
| Rapid change of temperature                          | 1  | 0.3                      | -40°C (30min.) / +125°C (30min.) 100 cycles   |
| Moisture resistance                                  | 3: 1H<br>2: 1E~W3A2  | 1                        | 40°C ± 2°C, 90%~95%RH, 1000h<br>1.5h ON/0.5h OFF cycle                              |
| Endurance at 70°C or rated terminal part temperature | 3: 1H<br>2: 1E~W3A2  | 1                        | 70°C ± 2°C or rated terminal part temperature ± 2°C 1000h<br>1.5h ON/0.5h OFF cycle |
| High temperature exposure                            | 1  | 0.3                      | +125°C, 1000h: 1H<br>+150°C, 1000h: 1E, 1J, 2A, 2B, 2E, W2H, W3A, W3A2              |

## Precautions for Use

- The substrate of chip resistors is alumina. Cracks may occur at the connection of solder (solder fillet portion) due to the difference of the coefficient of thermal expansion from a mounting board when heat stress like heat cycle, etc. are repeatedly given to them. Care should be taken to the occurrence of the cracks when the change in ambient temperature or ON / OFF of load is repeated, especially when large types of W2H/W3A/W3A2 which have large thermal expansion and also self heating. By general temperature cycle test using glass-epoxy(FR-4) boards under the maximum/minimum temperatures of operating temperature range, the crack does not occur easily in the types of 1H~2E, but the crack tends to occur in the types of W2H/W3A/W3A2. The occurrence of the crack by heat stress may be influenced by the size of a pad, solder volume, heat radiation of mounting board etc., so please pay careful attention to designing when a big change in ambient temperature and conditions for use like ON/OFF of load can be assumed.
- The resistance value after soldering may change depending on the size of pad pattern or solder amount. Make sure the effect of decline/increase of resistance value before designing.