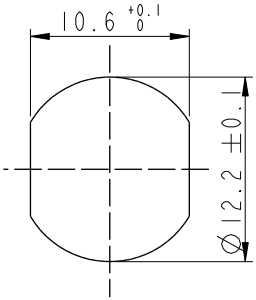


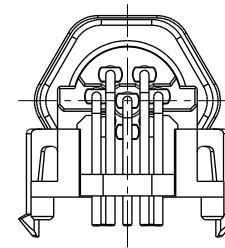
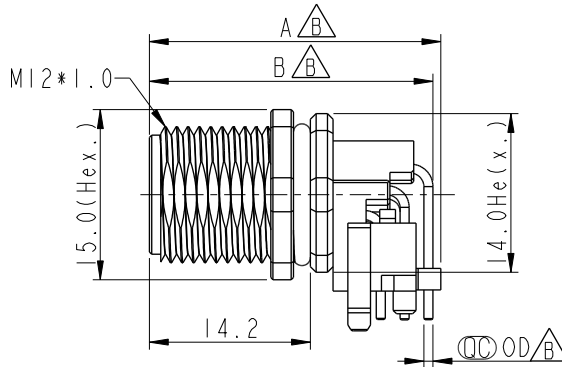
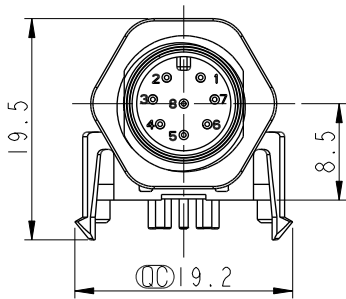
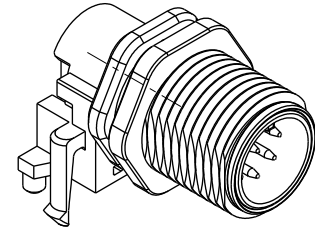
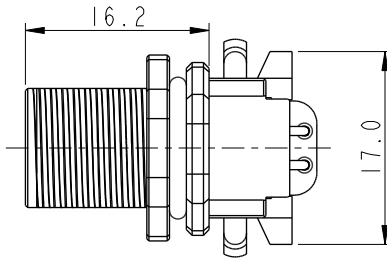
THIS DOCUMENT IS SUBJECT TO CHANGE WITHOUT NOTICE. IT IS CONFIDENTIAL AND A PROPERTY OF Amphenol LTW. DISCLOSURE TO THIRD PARTY HAS TO BE AUTHORIZED BY Amphenol LTW.

REV.	ECN NO.	DATE	SIGN	DESCRIPTION
D	C210309	2021/02/24	Ruru	△D X4
E	C211844	2021/12/03	Vicky	△E XI
F	C221973	2022/12/26	Ruru	△F XI

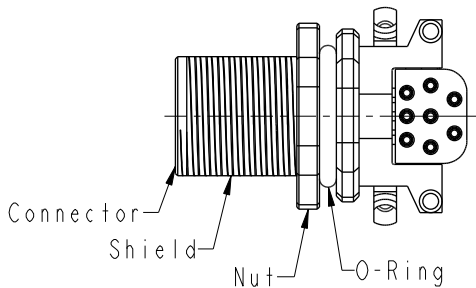


Recommended Panel Cut-Out

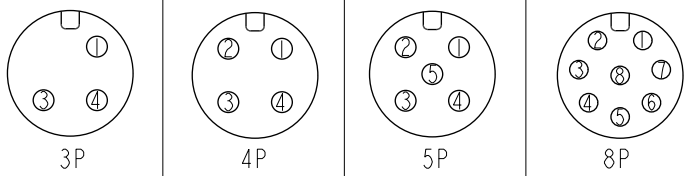
△D  
M12A-XXPMMR-SF7003  
XX: No. Of Pin



M12A-03PMMR-SF7003	25.9	24.8	1.0	△B
M12A-04PMMR-SF7003	25.9	24.8	1.0	
M12A-05PMMR-SF7003	25.9	24.8	1.0	
M12A-08PMMR-SF7003	25.7	25.0	0.8	
Item No.	A	B	OD	



- △D Note:
- \* RoHS Compliant
  - \* Ⓞ Important dimension
  - △F \* Waterproof rate: IP67, mated Connector
  - \* Housing: Thermoplastic, Black
  - \* Pin: Copper alloy, Gold plated
  - \* O-Ring: Rubber, Black
  - \* Shield: Metal
  - \* Nut: Metal
  - \* O-Ring: Rubber, Gray
  - \* For panel thickness max: 3.0mm
  - \* For pcb thickness max: 1.6mm
  - △C △E \* Nut is packed separately in pe bag



Pin Assignment Front View

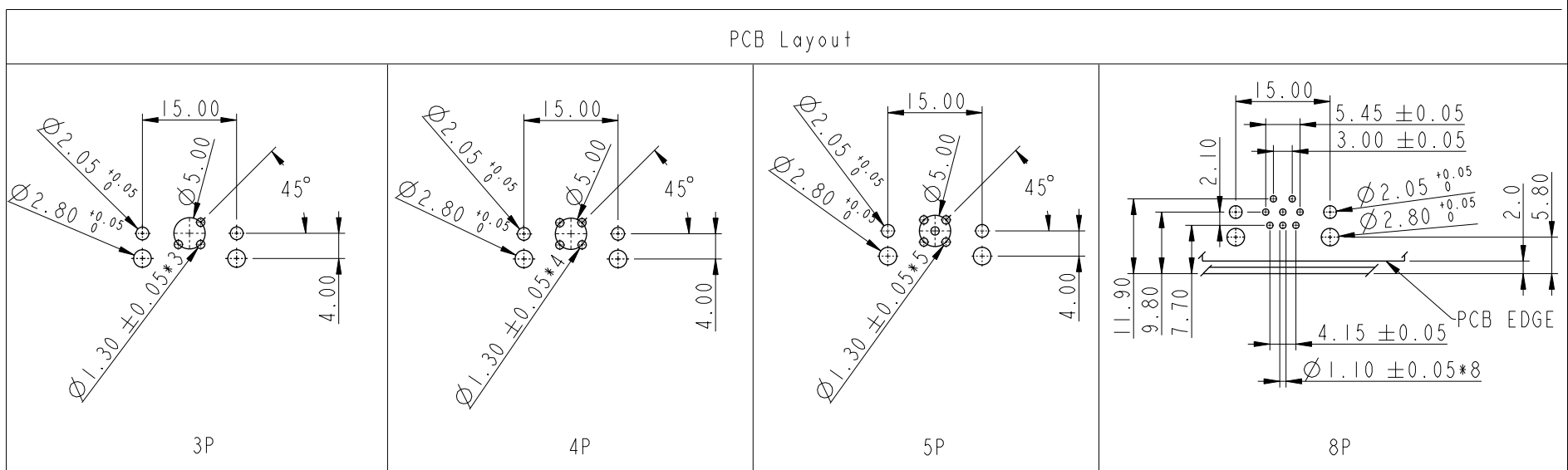
UNIT: mm			TITLE N SEN, M12 A, SCREW RECEPTACLE, M, M, PCB R △D
TOLERANCE .X ±0.25 .XX ±0.1 .XXX ±0.05 ANGLES ±1°	SCALE 3:2	SIZE A4	SHEET 1 OF 2
	REV. F	WC-REV. A.3	Ⓞ: Inspection item

**Amphenol LTW**  
安費諾亮泰企業股份有限公司

ITEM NO.	DRAWN BY Jinhai	DATE 2017-04-11
DWG NO. M12A-XXPMMR-SF7003	CHECKED BY Feng-li	DATE 2017-04-11
CUSTOMER ALTW	APPROVED BY Jerry	DATE 2017-04-11

THIS DOCUMENT IS SUBJECT TO CHANGE WITHOUT NOTICE. IT IS CONFIDENTIAL AND A PROPERTY OF Amphenol LTW. DISCLOSURE TO THIRD PARTY HAS TO BE AUTHORIZED BY Amphenol LTW.

PCB Layout



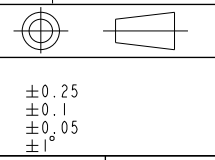
3P

4P

5P

8P

UNIT: mm	
TOLERANCE	
.X	±0.25
.XX	±0.1
.XXX	±0.05
ANGLES	±1°



TITLE N SEN, M12 A, SCREW RECEPTACLE, M, M, PCB R			
SCALE	SIZE	SHEET	OF
3:2	A4	2	2
REV.	WC-REV.	QC: Inspection item	
F	A.3		

**Amphenol LTW**  
安費諾亮泰企業股份有限公司

ITEM NO	DWG NO	CUSTOMER
	M12A-XXPMMR-SF7003	ALTW

DRAWN BY	CHECKED BY	APPROVED BY
Yulong_wang	Jinhai	Jerry

DATE	DATE	DATE
2017-04-11	2017-04-11	2017-04-11