

# PHE426

RoHS  
Compliant

- Single metallized film pulse capacitor, polypropylene dielectric
- According to IEC 60384-16, grade 1.1

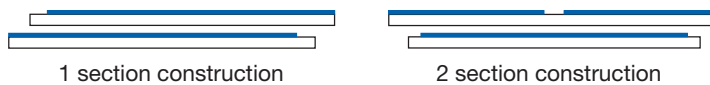
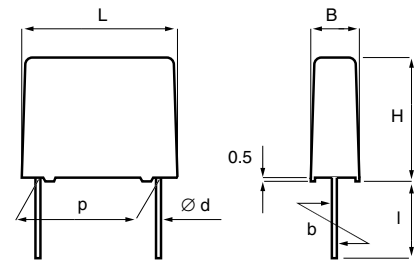
## TYPICAL APPLICATIONS

Pulse operation in SMPS, TV, monitor, electrical ballast and other high frequency applications demanding stable operation.

## CONSTRUCTION

Polypropylene film capacitor with vacuum evaporated aluminum electrodes. Radial leads of tinned wire are electrically welded to the contact metal layer on the ends of the capacitor winding. Encapsulation in self-extinguishing material meeting the requirements of UL 94V-0.

Two different winding constructions are used, depending on voltage and lead spacing. They are specified in the article table.



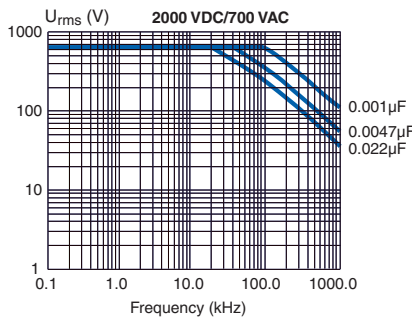
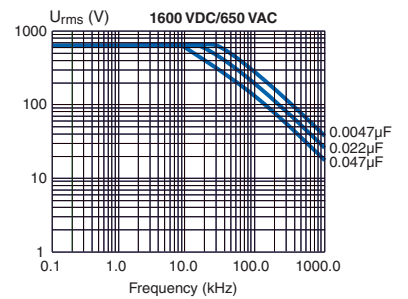
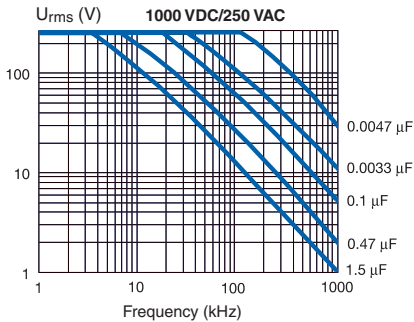
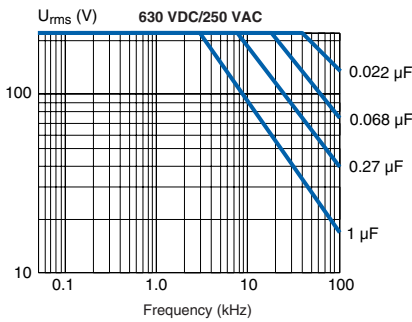
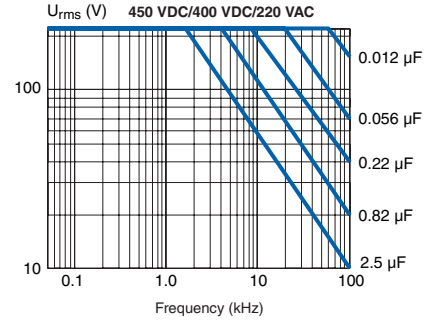
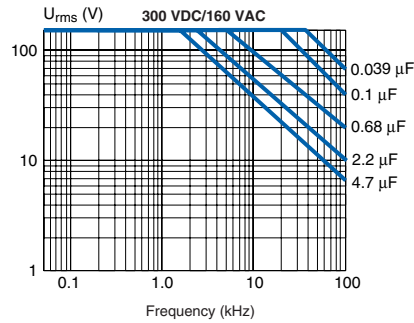
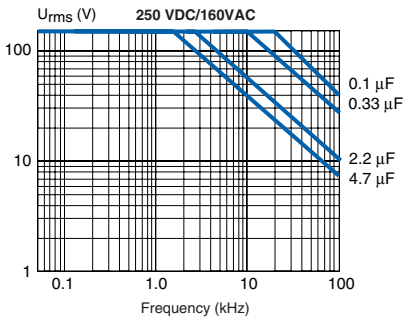
p	d	std l	max l	b
5.0 ± 0.4	0.5	5 <sup>-1</sup>	30	± 0.4
7.5 ± 0.4	0.6	5 <sup>-1</sup>	30	± 0.4
10.0 ± 0.4	0.6	5 <sup>-1</sup>	30	± 0.4
15.0 ± 0.4	0.8	6 <sup>-1</sup>	30	± 0.4
22.5 ± 0.4	0.8	6 <sup>-1</sup>	30	± 0.4
27.5 ± 0.4	0.8	6 <sup>-1</sup>	30	± 0.4
37.5 ± 0.5	1.0	6 <sup>-1</sup>	30	± 0.7

## TECHNICAL DATA

Rated voltage $U_R$ , VDC	100	250	300	400	450	630	1000	1600	2000
Rated voltage $U_R$ , VAC	63	160	160	220	220	250	250	650	700
Capacitance range, $\mu\text{F}$	0.001 -0.22	0.001 -27	0.033 -18	0.001 -10	0.1 -3.9	0.001 -5.6	0.0027 -3.3	0.0047 -0.047	0.001 -0.027
Capacitance values	In accordance with IEC E12 series								
Capacitance tolerance	±5%, other tolerances on request								
Category temperature range	-55 ... +105°C								
Rated temperature	+85°C								
Voltage derating	The rated voltage is decreased with 1.3%/°C between +85°C and +105°C.								
Climatic category	IEC 60068-1, 55/105/56/B								
Passive flammability	Category B according to IEC 60065								
Maximum pulse steepness:	dU/dt according to article table For peak to peak voltages lower than rated voltage ( $U_{pp} < U_R$ ), the specified dU/dt can be multiplied by the factor $U_R/U_{pp}$ .								
Temperature coefficient	-200 (+50, -100) ppm/°C (at 1 kHz)								
Self-inductance	Approximately 6 nH/cm for the total length of capacitor winding and the leads.								
Dissipation factor $\tan\delta$	Maximum values at +23°C								
	$C \leq 0.1 \mu\text{F}$			$0.1 \mu\text{F} < C \leq 1.0 \mu\text{F}$			$C > 1.0 \mu\text{F}$		
1 kHz	0.05%			0.05%			0.10%		
10 kHz	-			0.10%			-		
100 kHz	0.25%			-			-		
Insulation resistance	Measured at +23°C, 100 VDC 60 s for $U_R < 500$ VDC and at 500 VDC for $U_R \geq 500$ VDC								
	Between terminals: $C \leq 0.33 \mu\text{F}$ : $\geq 100\,000$ M $\Omega$ $C > 0.33 \mu\text{F}$ : $\geq 30\,000$ s Between terminals and case: $\geq 100\,000$ M $\Omega$ .								

NEW RANGE

**DERATING OF  $U_{RMS}$  VS FREQUENCY, +85°C AMBIENT TEMPERATURE AND 10°C INTERNAL HEATING, TYPICAL VALUES**



More simulation possibilities in PCCAD software package. See page 106.

**ENVIRONMENTAL TEST DATA**

According to IEC 60384-16, Grade 1.1 and Quality tests and requirements for Pulse Capacitors on page 107.

**ORDERING INFORMATION**

The article code for the standard part is given in the article table. For other options, see page 12.

**MARKING**

- RIFA
- Article code
- Rated capacitance according to IEC 60062
- Capacitance tolerance code
- Rated voltage
- Manufacturing code (year, month)



ARTICLE TABLE

Capacitance µF	Box code	Max dimensions in mm			Max dU/dt V/µs	Rththa °C/W	Article code
		B	H	L			

Capacitance µF	Box code	Max dimensions in mm			Max dU/dt V/µs	Rththa °C/W	Article code
		B	H	L			

250 VDC/160 VAC (1 Section)

300 VDC/160 VAC (1 Section)

LEAD SPACING 27.5 MM

LEAD SPACING 22.5 MM

2.2	F11	10.5	20.5	31.5	50	37	PHE426HF7220JR06L2
2.7	F11	10.5	20.5	31.5	50	37	PHE426HF7270JR06L2
2.7	F17	21.0	12.5	31.5	50	37	PHE426HT7270JR06L2
3.3	F12	11.5	22.5	31.5	50	34	PHE426HF7330JR06L2
3.9	F03	13.5	23.0	31.5	50	33	PHE426HF7390JR06L2
4.7	F03	13.5	23.0	31.5	50	32	PHE426HF7470JR06L2
5.6	F14	17.5	28.0	31.5	50	28	PHE426HF7560JR06L2
6.8	F14	17.5	28.0	31.5	50	28	PHE426HF7680JR06L2
6.8	F19	27.5	16.0	31.5	50	28	PHE426HT7680JR06L2
8.2	F15	19.0	29.0	31.5	50	26	PHE426HF7820JR06L2
10.0	F16	21.0	30.0	31.5	50	26	PHE426HF8100JR06L2
10.0	F18	31.0	19.0	31.5	50	26	PHE426HT8100JR06L2

1.2	D18	10.5	19.0	26.0	100	45	PHE426JD7120JR06L2
1.5	D16	11.0	21.5	26.0	100	40	PHE426JD7150JR06L2
1.8	D20	13.5	23.0	26.0	100	40	PHE426JD7180JR06L2
2.2	D20	13.5	23.0	26.0	100	40	PHE426JD7220JR06L2
2.7	D19	15.5	24.5	26.0	100	40	PHE426JD7270JR06L2

LEAD SPACING 37.5 MM

LEAD SPACING 27.5 MM

4.7	R05	13.0	24.0	41.0	30	27	PHE426HR7470JR06L2
5.6	R05	13.0	24.0	41.0	30	27	PHE426HR7560JR06L2
6.8	R04	15.0	26.0	41.0	30	25	PHE426HR7680JR06L2
8.2	R02	16.5	32.0	41.0	30	21	PHE426HR7820JR06L2
10.0	R02	16.5	32.0	41.0	30	21	PHE426HR8100JR06L2
12.0	R03	19.0	36.0	41.0	30	19	PHE426HR8120JR06L2
15.0	R03	19.0	36.0	41.0	30	19	PHE426HR8150JR06L2
18.0	R06	21.0	38.0	41.0	30	17	PHE426HR8180JR06L2
20.0	R06	21.0	38.0	41.0	30	17	PHE426HR8200JR06L2
22.0	R08	28.0	43.0	41.0	30	17	PHE426HR8220JR06L2
27.0	R08	28.0	43.0	41.0	30	17	PHE426HR8270JR06L2

1.0	F11	10.5	20.5	31.5	70	37	PHE426JF7100JR06L2
1.2	F11	10.5	20.5	31.5	70	37	PHE426JF7120JR06L2
1.5	F11	10.5	20.5	31.5	70	37	PHE426JF7150JR06L2
1.8	F11	10.5	20.5	31.5	70	37	PHE426JF7180JR06L2
1.8	F17	21.0	12.5	31.5	70	37	PHE426JT7180JR06L2
2.2	F12	11.5	22.5	31.5	70	34	PHE426JF7220JR06L2
2.7	F03	13.5	23.0	31.5	70	33	PHE426JF7270JR06L2
3.3	F13	14.5	24.5	31.5	70	32	PHE426JF7330JR06L2
3.9	F14	17.5	28.0	31.5	70	28	PHE426JF7390JR06L2
3.9	F19	27.5	16.0	31.5	70	28	PHE426JT7390JR06L2
4.7	F14	17.5	28.0	31.5	70	28	PHE426JF7470JR06L2
5.6	F15	19.0	29.0	31.5	70	26	PHE426JF7560JR06L2
5.6	F18	31.0	19.0	31.5	70	26	PHE426JT7560JR06L2
6.8	F16	21.0	30.0	31.5	70	26	PHE426JF7680JR06L2

LEAD SPACING 37.5 MM

300 VDC/160 VAC (1 Section)

3.3	R05	13.0	24.0	41.0	40	27	PHE426JR7330JR06L2
3.9	R05	13.0	24.0	41.0	40	27	PHE426JR7390JR06L2
4.7	R04	15.0	26.0	41.0	40	25	PHE426JR7470JR06L2
5.6	R02	16.5	32.0	41.0	40	21	PHE426JR7560JR06L2
6.8	R02	16.5	32.0	41.0	40	21	PHE426JR7680JR06L2
8.2	R03	19.0	36.0	41.0	40	19	PHE426JR7820JR06L2
10.0	R03	19.0	36.0	41.0	40	19	PHE426JR8100JR06L2
12.0	R06	21.0	38.0	41.0	40	17	PHE426JR8120JR06L2
15.0	R08	28.0	43.0	41.0	40	17	PHE426JR8150JR06L2
18.0	R08	28.0	43.0	41.0	40	17	PHE426JR8180JR06L2

LEAD SPACING 10 MM

400 VDC/220 VAC (1 Section)

0.033	A01	4.0	9.0	13.0	200	135	PHE426JA5330JR05
0.039	A01	4.0	9.0	13.0	200	135	PHE426JA5390JR05
0.047	A01	4.0	9.0	13.0	200	135	PHE426JA5470JR05
0.056	A01	4.0	9.0	13.0	200	135	PHE426JA5560JR05
0.068	A02	4.5	10.5	13.0	200	120	PHE426JA5680JR05
0.082	A02	4.5	10.5	13.0	200	120	PHE426JA5820JR05
0.10	A03	5.0	11.0	13.0	200	113	PHE426JA6100JR05
0.12	A03	5.0	11.0	13.0	200	113	PHE426JA6120JR05
0.15	A04	6.0	12.0	13.0	200	105	PHE426JA6150JR05

LEAD SPACING 5 MM

LEAD SPACING 15 MM

0.10	B04	5.5	10.5	18.0	150	99	PHE426JB6100JR06
0.12	B04	5.5	10.5	18.0	150	99	PHE426JB6120JR06
0.15	B04	5.5	10.5	18.0	150	99	PHE426JB6150JR06
0.18	B05	5.5	12.5	18.0	150	85	PHE426JB6180JR06
0.22	B15	6.0	12.0	18.0	150	83	PHE426JB6220JR06
0.27	B10	6.5	12.5	18.0	150	82	PHE426JB6270JR06
0.33	B06	7.5	14.5	18.0	150	74	PHE426JB6330JR06
0.39	B06	7.5	14.5	18.0	150	74	PHE426JB6390JR06
0.47	B12	8.0	15.0	18.0	150	71	PHE426JB6470JR06
0.56	B11	8.5	16.0	18.0	150	64	PHE426JB6560JR06
0.68	B14	9.5	17.5	18.0	150	60	PHE426JB6680JR06

0.0010	J01	2.5	6.5	7.2	30	230	PHE426KJ4100JR05
0.0012	J01	2.5	6.5	7.2	30	230	PHE426KJ4120JR05
0.0015	J01	2.5	6.5	7.2	30	230	PHE426KJ4150JR05
0.0018	J01	2.5	6.5	7.2	30	230	PHE426KJ4180JR05
0.0022	J01	2.5	6.5	7.2	30	230	PHE426KJ4220JR05
0.0027	J01	2.5	6.5	7.2	30	230	PHE426KJ4270JR05
0.0033	J01	2.5	6.5	7.2	30	230	PHE426KJ4330JR05
0.0039	J01	2.5	6.5	7.2	30	230	PHE426KJ4390JR05
0.0047	J01	2.5	6.5	7.2	30	230	PHE426KJ4470JR05
0.0056	J01	2.5	6.5	7.2	30	230	PHE426KJ4560JR05
0.0068	J01	2.5	6.5	7.2	30	230	PHE426KJ4680JR05
0.0082	J02	3.5	8.0	7.2	30	230	PHE426KJ4820JR05
0.010	J02	3.5	8.0	7.2	30	230	PHE426KJ5100JR05
0.012	J02	3.5	8.0	7.2	30	230	PHE426KJ5120JR05
0.015	J02	3.5	8.0	7.2	30	230	PHE426KJ5150JR05
0.018	J02	3.5	8.0	7.2	30	230	PHE426KJ5180JR05
0.022	J02	3.5	8.0	7.2	30	230	PHE426KJ5220JR05
0.027	J03	4.5	9.0	7.2	30	230	PHE426KJ5270JR05
0.033	J03	4.5	9.0	7.2	30	230	PHE426KJ5330JR05
0.039	J04	5.0	10.0	7.2	30	230	PHE426KJ5390JR05
0.047	J05	6.0	11.0	7.2	30	230	PHE426KJ5470JR05
0.056	J05	6.0	11.0	7.2	30	230	PHE426KJ5560JR05
0.068	J06	7.2	13.0	7.2	30	230	PHE426KJ5680JR05

LEAD SPACING 22.5 MM

0.33	D13	6.5	14.5	26.0	100	58	PHE426JD6330JR06L2
0.39	D13	6.5	14.5	26.0	100	58	PHE426JD6390JR06L2
0.47	D13	6.5	14.5	26.0	100	58	PHE426JD6470JR06L2
0.56	D13	6.5	14.5	26.0	100	58	PHE426JD6560JR06L2
0.68	D17	7.0	16.5	26.0	100	53	PHE426JD6680JR06L2
0.82	D14	8.0	16.0	26.0	100	53	PHE426JD6820JR06L2
1.0	D15	9.0	18.5	26.0	100	48	PHE426JD7100JR06L2



**ARTICLE TABLE**

Capacitance µF	Box code	Max dimensions in mm			Max dU/dt V/µs	Rththa °C/W 85 °C 0.2 m/s	Article code
		B	H	L			
<b>450 VDC/220 VAC (1 Section)</b>							
<b>LEAD SPACING 27.5 MM</b>							
0.56	F11	10.5	20.5	31.5	90	37	PHE426LF6560JR06L2
0.68	F11	10.5	20.5	31.5	90	37	PHE426LF6680JR06L2
0.82	F11	10.5	20.5	31.5	90	37	PHE426LF6820JR06L2
1.0	F11	10.5	20.5	31.5	90	34	PHE426LF7100JR06L2
1.2	F11	10.5	20.5	31.5	90	34	PHE426LF7120JR06L2
1.5	F12	11.5	22.5	31.5	90	32	PHE426LF7150JR06L2
1.8	F03	13.5	23.0	31.5	90	28	PHE426LF7180JR06L2
2.2	F13	14.5	24.5	31.5	90	28	PHE426LF7220JR06L2
2.7	F14	17.5	28.0	31.5	90	26	PHE426LF7270JR06L2
3.3	F15	19.0	29.0	31.5	90	26	PHE426LF7330JR06L2
3.9	F16	21.0	30.0	31.5	90	26	PHE426LF7390JR06L2

<b>630 VDC/250 VAC (1 Section)</b>							
<b>LEAD SPACING 5 MM</b>							
0.0010	J01	2.5	6.5	7.2	30	230	PHE426MJ4100JR05
0.0012	J01	2.5	6.5	7.2	30	230	PHE426MJ4120JR05
0.0015	J01	2.5	6.5	7.2	30	230	PHE426MJ4150JR05
0.0018	J01	2.5	6.5	7.2	30	230	PHE426MJ4180JR05
0.0022	J01	2.5	6.5	7.2	30	230	PHE426MJ4220JR05
0.0027	J01	2.5	6.5	7.2	30	230	PHE426MJ4270JR05
0.0033	J01	2.5	6.5	7.2	30	230	PHE426MJ4330JR05
0.0039	J01	2.5	6.5	7.2	30	230	PHE426MJ4390JR05
0.0047	J02	3.5	8.0	7.2	30	230	PHE426MJ4470JR05
0.0056	J02	3.5	8.0	7.2	30	230	PHE426MJ4560JR05
0.0068	J03	4.5	9.0	7.2	30	230	PHE426MJ4680JR05
0.0082	J03	4.5	9.0	7.2	30	230	PHE426MJ4820JR05
0.010	J03	4.5	9.0	7.2	30	230	PHE426MJ5100JR05
0.012	J04	5.0	10.0	7.2	30	230	PHE426MJ5120JR05
0.015	J05	6.0	11.0	7.2	30	230	PHE426MJ5150JR05
0.018	J05	6.0	11.0	7.2	30	230	PHE426MJ5180JR05
0.022	J06	7.2	13.0	7.2	30	230	PHE426MJ5220JR05
0.027	J06	7.2	13.0	7.2	30	230	PHE426MJ5270JR05
0.033	J06	7.2	13.0	7.2	30	230	PHE426MJ5330JR05
0.039	J06	7.2	13.0	7.2	30	230	PHE426MJ5390JR05
0.047	J06	7.2	13.0	7.2	30	230	PHE426MJ5470JR05

<b>LEAD SPACING 7.5 MM</b>							
0.0010	K01	4.0	8.0	10.0	200	160	PHE426MK4100JR05
0.0012	K01	4.0	8.0	10.0	200	160	PHE426MK4120JR05
0.0015	K01	4.0	8.0	10.0	200	160	PHE426MK4150JR05
0.0018	K01	4.0	8.0	10.0	200	160	PHE426MK4180JR05
0.0022	K01	4.0	8.0	10.0	200	160	PHE426MK4220JR05
0.0027	K01	4.0	8.0	10.0	200	160	PHE426MK4270JR05
0.0033	K01	4.0	8.0	10.0	200	160	PHE426MK4330JR05
0.0039	K01	4.0	8.0	10.0	200	160	PHE426MK4390JR05
0.0047	K01	4.0	8.0	10.0	200	160	PHE426MK4470JR05
0.0056	K01	4.0	8.0	10.0	200	160	PHE426MK4560JR05
0.0068	K03	5.0	11.0	10.0	200	160	PHE426MK4680JR05
0.0082	K03	5.0	11.0	10.0	200	160	PHE426MK4820JR05
0.010	K03	5.0	11.0	10.0	200	160	PHE426MK5100JR05
0.012	K03	5.0	11.0	10.0	200	160	PHE426MK5120JR05
0.015	K04	6.0	12.0	10.5	200	160	PHE426MK5150JR05
0.018	K04	6.0	12.0	10.5	200	160	PHE426MK5180JR05
0.022	K04	6.0	12.0	10.5	200	160	PHE426MK5220JR05
0.027	K04	6.0	12.0	10.5	200	160	PHE426MK5270JR05
0.033	K04	6.0	12.0	10.5	200	160	PHE426MK5330JR05

Capacitance µF	Box code	Max dimensions in mm			Max dU/dt V/µs	Rththa °C/W 85 °C 0.2 m/s	Article code
		B	H	L			
<b>630 VDC/250 VAC (1 Section)</b>							
<b>LEAD SPACING 10 MM</b>							
0.010	A01	4.0	9.0	13.0	400	135	PHE426MA5100JR05
0.012	A01	4.0	9.0	13.0	400	135	PHE426MA5120JR05
0.015	A01	4.0	9.0	13.0	400	135	PHE426MA5150JR05
0.018	A01	4.0	9.0	13.0	400	135	PHE426MA5180JR05
0.022	A02	4.5	10.5	13.0	400	120	PHE426MA5220JR05
0.027	A02	4.5	10.5	13.0	400	120	PHE426MA5270JR05
0.033	A03	5.0	11.0	13.0	400	113	PHE426MA5330JR05
0.039	A04	6.0	12.0	13.0	400	105	PHE426MA5390JR05
0.047	A04	6.0	12.0	13.0	400	105	PHE426MA5470JR05

<b>LEAD SPACING 15 MM</b>							
0.033	B04	5.5	10.5	18.0	300	99	PHE426MB5330JR06
0.039	B04	5.5	10.5	18.0	300	99	PHE426MB5390JR06
0.047	B04	5.5	10.5	18.0	300	99	PHE426MB5470JR06
0.056	B05	5.5	12.5	18.0	300	85	PHE426MB5560JR06
0.068	B15	6.0	12.0	18.0	300	83	PHE426MB5680JR06
0.082	B10	6.5	12.5	18.0	300	84	PHE426MB5820JR06
0.10	B06	7.5	14.5	18.0	300	74	PHE426MB6100JR06
0.12	B06	7.5	14.5	18.0	300	74	PHE426MB6120JR06
0.15	B11	8.5	16.0	18.0	300	64	PHE426MB6150JR06
0.18	B14	9.5	17.5	18.0	300	60	PHE426MB6180JR06
0.22	B14	9.5	17.5	18.0	300	60	PHE426MB6220JR06

<b>LEAD SPACING 22.5 MM</b>							
0.10	D13	6.5	14.5	26.0	200	58	PHE426MD6100JR06L2
0.12	D13	6.5	14.5	26.0	200	58	PHE426MD6120JR06L2
0.15	D13	6.5	14.5	26.0	200	58	PHE426MD6150JR06L2
0.18	D17	7.0	16.5	26.0	200	53	PHE426MD6180JR06L2
0.22	D14	8.0	16.0	26.0	200	53	PHE426MD6220JR06L2
0.27	D15	9.0	18.5	26.0	200	48	PHE426MD6270JR06L2
0.33	D15	9.0	18.5	26.0	200	48	PHE426MD6330JR06L2
0.39	D18	10.5	19.0	26.0	200	45	PHE426MD6390JR06L2
0.47	D16	11.0	21.5	26.0	200	40	PHE426MD6470JR06L2
0.56	D20	13.5	23.0	26.0	200	40	PHE426MD6560JR06L2
0.68	D19	15.5	24.5	26.0	200	40	PHE426MD6680JR06L2
0.82	D19	15.5	24.5	26.0	200	40	PHE426MD6820JR06L2

<b>LEAD SPACING 27.5 MM</b>							
0.33	F11	10.5	20.5	31.5	140	37	PHE426MF6330JR06L2
0.39	F11	10.5	20.5	31.5	140	37	PHE426MF6390JR06L2
0.47	F11	10.5	20.5	31.5	140	37	PHE426MF6470JR06L2
0.56	F12	11.5	22.5	31.5	140	34	PHE426MF6560JR06L2
0.56	F17	21.0	12.5	31.5	140	34	PHE426MT6560JR06L2
0.68	F12	11.5	22.5	31.5	140	34	PHE426MF6680JR06L2
0.82	F03	13.5	23.0	31.5	140	33	PHE426MF6820JR06L2
1.0	F13	14.5	24.5	31.5	140	32	PHE426MF7100JR06L2
1.2	F14	17.5	28.0	31.5	140	28	PHE426MF7120JR06L2
1.2	F19	27.5	16.0	31.5	140	28	PHE426MT7120JR06L2
1.5	F15	19.0	29.0	31.5	140	26	PHE426MF7150JR06L2
1.8	F16	21.0	30.0	31.5	140	26	PHE426MF7180JR06L2
1.8	F18	31.0	19.0	31.5	140	26	PHE426MT7180JR06L2

<b>LEAD SPACING 37.5 MM</b>							
0.82	R05	13.0	24.0	41.0	80	27	PHE426MR6820JR06L2
1.0	R05	13.0	24.0	41.0	80	27	PHE426MR7100JR06L2
1.2	R04	15.0	26.0	41.0	80	25	PHE426MR7120JR06L2
1.5	R04	15.0	26.0	41.0	80	25	PHE426MR7150JR06L2
1.8	R02	16.5	32.0	41.0	80	21	PHE426MR7180JR06L2

ARTICLE TABLE

Capacitance    Box code    Max dimensions in mm    Max dU/dt V/μs    Rthha °C/W    Article code  
 μF              B    H    L              V/μs    85 °C              0.2 m/s

Capacitance    Box code    Max dimensions in mm    Max dU/dt V/μs    Rthha °C/W    Article code  
 μF              B    H    L              V/μs    85 °C              0.2 m/s

**630 VDC/250 VAC (1 Section)**

**LEAD SPACING 37.5 MM**

2.2	R02	16.5	32.0	41.0	80	21	PHE426MR7220JR06L2
2.7	R03	19.0	36.0	41.0	80	19	PHE426MR7270JR06L2
3.3	R03	19.0	36.0	41.0	80	19	PHE426MR7330JR06L2
3.9	R06	21.0	38.0	41.0	80	17	PHE426MR7390JR06L2
4.7	R08	28.0	43.0	41.0	80	17	PHE426MR7470JR06L2
5.6	R08	28.0	43.0	41.0	80	17	PHE426MR7560JR06L2

**1000 VDC/250 VAC (1 Section)**

**LEAD SPACING 10 MM**

0.0027	A01	4.0	9.0	13.0	600	135	PHE426PA4270JR05
0.0033	A01	4.0	9.0	13.0	600	135	PHE426PA4330JR05
0.0047	A01	4.0	9.0	13.0	600	135	PHE426PA4470JR05
0.0056	A02	4.5	10.5	13.0	600	120	PHE426PA4560JR05
0.0068	A02	4.5	10.5	13.0	600	120	PHE426PA4680JR05
0.0082	A03	5.0	11.0	13.0	600	113	PHE426PA4820JR05
0.010	A03	5.0	11.0	13.0	600	113	PHE426PA5100JR05
0.012	A04	6.0	12.0	13.0	600	105	PHE426PA5120JR05
0.015	A04	6.0	12.0	13.0	600	105	PHE426PA5150JR05

**LEAD SPACING 15 MM**

0.010	B04	5.5	10.5	18.0	450	99	PHE426PB5100JR06
0.012	B04	5.5	10.5	18.0	450	99	PHE426PB5120JR06
0.015	B04	5.5	10.5	18.0	450	99	PHE426PB5150JR06
0.018	B05	5.5	12.5	18.0	450	85	PHE426PB5180JR06
0.022	B05	5.5	12.5	18.0	450	85	PHE426PB5220JR06
0.027	B15	6.0	12.0	18.0	450	83	PHE426PB5270JR06
0.033	B10	6.5	12.5	18.0	450	84	PHE426PB5330JR06
0.039	B06	7.5	14.5	18.0	450	74	PHE426PB5390JR06
0.047	B06	7.5	14.5	18.0	450	74	PHE426PB5470JR06
0.056	B11	8.5	16.0	18.0	450	64	PHE426PB5560JR06
0.068	B14	9.5	17.5	18.0	450	60	PHE426PB5680JR06
0.082	B14	9.5	17.5	18.0	450	60	PHE426PB5820JR06
0.10	B14	9.5	17.5	18.0	450	60	PHE426PB6100JR06

**LEAD SPACING 22.5 MM**

0.033	D13	6.5	14.5	26.0	300	58	PHE426PD5330JR06L2
0.039	D13	6.5	14.5	26.0	300	58	PHE426PD5390JR06L2
0.047	D13	6.5	14.5	26.0	300	58	PHE426PD5470JR06L2
0.056	D17	7.0	16.5	26.0	300	53	PHE426PD5560JR06L2
0.068	D17	7.0	16.5	26.0	300	53	PHE426PD5680JR06L2
0.082	D14	8.0	16.0	26.0	300	53	PHE426PD5820JR06L2
0.10	D15	9.0	18.5	26.0	300	48	PHE426PD6100JR06L2
0.12	D15	9.0	18.5	26.0	300	48	PHE426PD6120JR06L2
0.15	D18	10.5	19.0	26.0	300	45	PHE426PD6150JR06L2
0.18	D16	11.0	21.5	26.0	300	40	PHE426PD6180JR06L2
0.22	D16	11.0	21.5	26.0	300	40	PHE426PD6220JR06L2
0.27	D19	15.5	24.5	26.0	300	40	PHE426PD6270JR06L2

**LEAD SPACING 27.5 MM**

0.10	F11	10.5	20.5	31.5	180	37	PHE426PF6100JR06L2
0.12	F11	10.5	20.5	31.5	180	37	PHE426PF6120JR06L2
0.15	F11	10.5	20.5	31.5	180	37	PHE426PF6150JR06L2
0.18	F11	10.5	20.5	31.5	180	37	PHE426PF6180JR06L2
0.18	F17	21.0	12.5	31.5	180	37	PHE426PT6180JR06L2
0.22	F12	11.5	22.5	31.5	180	34	PHE426PF6220JR06L2
0.27	F03	13.5	23.0	31.5	180	33	PHE426PF6270JR06L2
0.33	F13	14.5	24.5	31.5	180	32	PHE426PF6330JR06L2
0.39	F14	17.5	28.0	31.5	180	28	PHE426PF6390JR06L2
0.39	F19	27.5	16.0	31.5	180	28	PHE426PT6390JR06L2

**1000 VDC/250 VAC (1 Section)**

**LEAD SPACING 27.5 MM**

0.47	F14	17.5	28.0	31.5	180	28	PHE426PF6470JR06L2
0.56	F15	19.0	29.0	31.5	180	26	PHE426PF6560JR06L2
0.56	F18	31.0	19.0	31.5	180	26	PHE426PT6560JR06L2
0.68	F16	21.0	30.0	31.5	180	26	PHE426PF6680JR06L2

**LEAD SPACING 37.5 MM**

0.33	R05	13.0	24.0	41.0	100	27	PHE426PR6330JR06L2
0.39	R05	13.0	24.0	41.0	100	27	PHE426PR6390JR06L2
0.47	R04	15.0	26.0	41.0	100	25	PHE426PR6470JR06L2
0.56	R04	15.0	26.0	41.0	100	25	PHE426PR6560JR06L2
0.68	R02	16.5	32.0	41.0	100	21	PHE426PR6680JR06L2
0.82	R02	16.5	32.0	41.0	100	21	PHE426PR6820JR06L2
1.0	R03	19.0	36.0	41.0	100	19	PHE426PR7100JR06L2
1.2	R03	19.0	36.0	41.0	100	19	PHE426PR7120JR06L2
1.5	R03	19.0	36.0	41.0	100	19	PHE426PR7150JR03R06L2*
1.8	R06	21.0	38.0	41.0	100	17	PHE426PR7180JR06L2
2.2	R06	21.0	38.0	41.0	100	17	PHE426PR7220JR06R06L2*
2.7	R08	28.0	43.0	41.0	100	15	PHE426PR7270JR06L2
3.3	R08	28.0	43.0	41.0	100	15	PHE426PR7330JR06L2

**1600 VDC/650 VAC (2 Section)**

**LEAD SPACING 15 MM**

0.0047	B04	5.5	10.5	18.0	1500	99	PHE426RB4470JR06
0.0056	B04	5.5	10.5	18.0	1500	99	PHE426RB4560JR06
0.0068	B04	5.5	10.5	18.0	1500	99	PHE426RB4680JR06
0.0082	B05	5.5	12.5	18.0	1500	85	PHE426RB4820JR06
0.0100	B05	5.5	12.5	18.0	1500	85	PHE426RB5100JR06
0.0120	B10	6.5	12.5	18.0	1500	84	PHE426RB5120JR06
0.0150	B06	7.5	14.5	18.0	1500	74	PHE426RB5150JR06
0.0180	B06	7.5	14.5	18.0	1500	74	PHE426RB5180JR06
0.0220	B12	8.0	15.0	18.0	1500	71	PHE426RB5220JR06
0.0270	B14	9.5	17.5	18.0	1500	60	PHE426RB5270JR06
0.0330	B14	9.5	17.5	18.0	1500	60	PHE426RB5330JR06
0.0390	B16	11.0	19.0	18.0	1500	59	PHE426RB5390JR06
0.0470	B16	11.0	19.0	18.0	1500	59	PHE426RB5470JR06

**2000 VDC/700 VAC (2 Section)**

**LEAD SPACING 15 MM**

0.0010	B04	5.5	10.5	18.0	1500	99	PHE426SB4100JR06
0.0012	B04	5.5	10.5	18.0	1500	99	PHE426SB4120JR06
0.0015	B04	5.5	10.5	18.0	1500	99	PHE426SB4150JR06
0.0018	B04	5.5	10.5	18.0	1500	99	PHE426SB4180JR06
0.0022	B04	5.5	10.5	18.0	1500	99	PHE426SB4220JR06
0.0027	B04	5.5	10.5	18.0	1500	99	PHE426SB4270JR06
0.0033	B04	5.5	10.5	18.0	1500	99	PHE426SB4330JR06
0.0039	B04	5.5	10.5	18.0	1500	99	PHE426SB4390JR06
0.0047	B05	5.5	12.5	18.0	1500	85	PHE426SB4470JR06
0.0056	B05	5.5	12.5	18.0	1500	85	PHE426SB4560JR06
0.0068	B10	6.5	12.5	18.0	1500	84	PHE426SB4680JR06
0.0082	B06	7.5	14.5	18.0	1500	74	PHE426SB4820JR06
0.0100	B06	7.5	14.5	18.0	1500	74	PHE426SB5100JR06
0.0120	B12	8.0	15.0	18.0	1500	71	PHE426SB5120JR06
0.0150	B11	8.5	16.0	18.0	1500	64	PHE426SB5150JR06
0.0180	B14	9.5	17.5	18.0	1500	60	PHE426SB5180JR06
0.0220	B16	11.0	19.0	18.0	1500	59	PHE426SB5220JR06
0.0270	B16	11.0	19.0	18.0	1500	59	PHE426SB5270JR06

\* Please note: These articles have a box code included in the article code, see page 13.

NEW RANGE

NEW RANGE