




Connectors > Power Connectors > Rectangular Power > Rectangular Power Connectors



Rectangular Power Connector Type: **Connector Assembly**

Connector & Housing Type: **Receptacle**

Connector System: **Cable-to-Cable, Cable-to-Panel**

Number of Positions: **104**

Centerline (Pitch): **3.81 mm [ .15 in ]**

## Features

### Product Type Features

Compatible With Discrete Wire Type	Stranded
Rectangular Power Connector Type	Connector Assembly
Connector & Housing Type	Receptacle
Connector System	Cable-to-Cable, Cable-to-Panel
Sealable	No
Connector & Contact Terminates To	Wire & Cable

### Configuration Features

Number of Positions	104
Number of Power Positions	104
Number of Signal Positions	104
Number of Rows	8

### Electrical Characteristics

Operating Voltage	250 VDC
-------------------	---------

### Contact Features

Contact Mating Area Plating Material	Gold
Contact Current Rating (Max)	13 A
Contact Retention Within Housing	With
Contact Type	Socket
Wire Contact Termination Area Plating Material	Tin-Lead

Contact Mating Area Plating Material Thickness	.76 $\mu\text{m}$ [30 $\mu\text{in}$ ]
--	--

### Termination Features

Termination Method to Wire & Cable	Wire Wrap
------------------------------------	-----------

### Mechanical Attachment

Strain Relief	Without
---------------	---------

Mating Alignment Type	Guide Hole
-----------------------	------------

Mating Retention	With
------------------	------

Mating Alignment	With
------------------	------

Contact Retention Type Within Housing	Locking Spring
---------------------------------------	----------------

Panel Mount Feature	With
---------------------	------

Panel Mount Feature Type	Screw Mount
--------------------------	-------------

Mating Retention Type	Center Fastener
-----------------------	-----------------

Connector Mounting Type	Panel Mount
-------------------------	-------------

### Housing Features

Centerline (Pitch)	3.81 mm[.15 in]
--------------------	-----------------

Housing Color	Black
---------------	-------

Housing Material	Phenolic - GF
------------------	---------------

### Dimensions

Connector Height	30.38 mm[1.19 in]
------------------	-------------------

Product Width	31.75 mm[1.25 in]
---------------	-------------------

Product Length	74.8 mm[2.945 in]
----------------	-------------------

Wire Size	.2 mm <sup>2</sup>
-----------	--------------------

Row-to-Row Spacing	3.3 mm[.13 in]
--------------------	----------------

### Usage Conditions

Operating Temperature Range	-55 – 150 °C[-67 – 302 °F]
-----------------------------	----------------------------

### Operation/Application

Shielded	No
----------	----

Circuit Application	Power & Signal
---------------------	----------------

### Industry Standards

Approved Standards	UL E28476
--------------------	-----------

UL Flammability Rating	UL 94V-0
------------------------	----------

Glow Wire Rating	Standard Part - Not Glow Wire
------------------	-------------------------------

## Packaging Features

Packaging Quantity	12
Packaging Method	Box & Tray, Tray

## Product Compliance


[For compliance documentation, visit the product page on TE.com>](#)

EU RoHS Directive 2011/65/EU	Not Compliant
EU ELV Directive 2000/53/EC	Not Compliant
China RoHS 2 Directive MIIT Order No 32, 2016	Restricted Materials Above Threshold
EU REACH Regulation (EC) No. 1907/2006	Current ECHA Candidate List: JUNE 2023 (235) Candidate List Declared Against: JUNE 2022 (224) SVHC > Threshold: Pb (13% in Component Part) <b>Article Safe Usage Statements:</b> Do not eat, drink or smoke when using this product. Wash thoroughly after handling. Recycle if possible and dispose of the article by following all applicable governmental regulations relevant to your geographic location.
Halogen Content	Low Halogen - Br, Cl, F, I < 900 ppm per homogenous material. Also BFR/CFR/PVC Free
Solder Process Capability	Wave solder capable to 265°C

### Product Compliance Disclaimer

This information is provided based on reasonable inquiry of our suppliers and represents our current actual knowledge based on the information they provided. This information is subject to change. The part numbers that TE has identified as EU RoHS compliant have a maximum concentration of 0.1% by weight in homogenous materials for lead, hexavalent chromium, mercury, PBB, PBDE, DBP, BBP, DEHP, DIBP, and 0.01% for cadmium, or qualify for an exemption to these limits as defined in the Annexes of Directive 2011/65/EU (RoHS2). Finished electrical and electronic equipment products will be CE marked as required by Directive 2011/65/EU. Components may not be CE marked. Additionally, the part numbers that TE has identified as EU ELV compliant have a maximum concentration of 0.1% by weight in homogenous materials for lead, hexavalent chromium, and mercury, and 0.01% for cadmium, or qualify for an exemption to these limits as defined in the Annexes of Directive 2000/53/EC (ELV). Regarding the REACH Regulation, the information TE provides on SVHC in articles for this part number is based on the latest European Chemicals Agency (ECHA) 'Guidance on requirements for substances in articles' posted at this URL: <https://echa.europa.eu/guidance-documents/guidance-on-reach>

Also in the Series | [AMP M Series](#)



Board-to-Board Jumpers & Shunts(7)



Connector Caps & Covers(12)



Connector Hardware(18)



Connector Strain Relief(11)




Rack & Panel Connectors(1)



Rectangular Power Connectors(66)

## Customers Also Bought



TE Part #3-87215-0  
60 MODII HDR DRST UNSHRD .100




TE Part #3-2176090-4  
RP 1J 0.166W 287K 0.1% 25PPM 1K RL



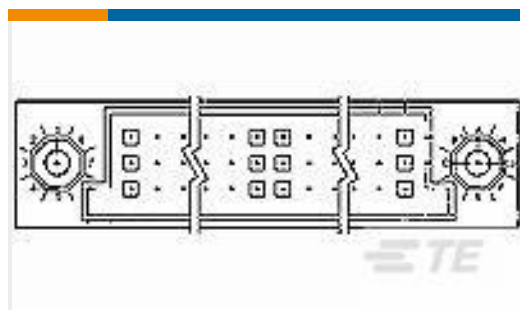
TE Part #1-102398-8  
40 AMPMODU MT ASSY DR .100CL



TE Part #4-2176370-1  
RQ 0603 1K13 0.1% 10PPM 5K RL




TE Part #1-2176379-0  
RQ 0805 133R 0.1% 10PPM 5K RL



TE Part #1-532433-1  
HDI PIN ASSY 3 ROW 210 POS



TE Part #2-2176368-7  
RQ 0603 93K1 0.1% 10PPM 1K RL



TE Part #5650841-1  
ASSY,PIN,VERT,HDI,LEAD-FREE,  
3ROW,W/OGUID

## Documents

### CAD Files

Customer View Model

[ENG\\_CVM\\_CVM\\_205720-2\\_AA.2d\\_dxf.zip](#)

English

### 3D PDF

3D

Customer View Model

[ENG\\_CVM\\_CVM\\_205720-2\\_AA.3d\\_igs.zip](#)



English

**Customer View Model**

[ENG\\_CVM\\_CVM\\_205720-2\\_AA.3d\\_stp.zip](#)

English

By downloading the CAD file I accept and agree to the [Terms and Conditions](#) of use.

**Datasheets & Catalog Pages**

[M\\_SERIES\\_PIN\\_AND\\_SOCKET\\_CONNECTORS](#)

English

**Product Environmental Compliance**

[Product Compliance](#)

English

[Product Compliance](#)

English

**Instruction Sheets**

[Instruction Sheet \(U.S.\)](#)

English

[M Series 104-Position Plug & Receptacle Connectors w/Center Fasteners](#)

English

**Agency Approvals**

[Agency Approval Document](#)

English