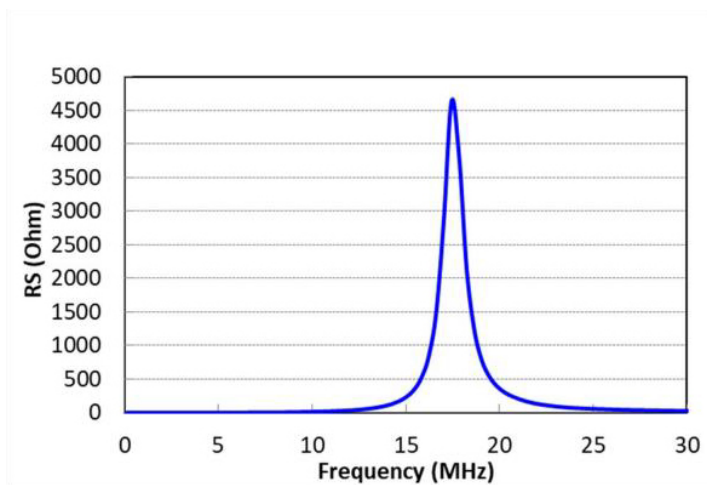


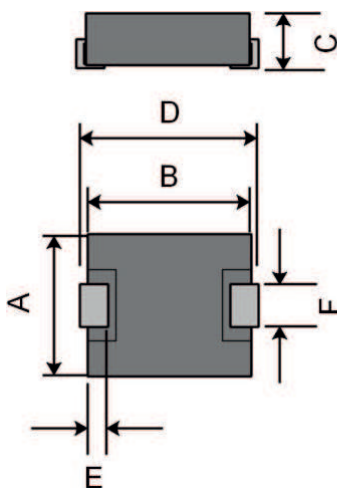
<b>Order Code</b>	<b>TCK-186</b>
<b>Inductance</b>	3.3 $\mu$ H $\pm$ 20% (at 100 kHz / 1 V)
<b>Impedance (DCR)</b>	10 m $\Omega$ max.
<b>Rated Current</b>	15 A max.
<b>Operating Temperature</b>	-40°C to +125°C
<b>RoHS Exemptions</b>	No Exemptions



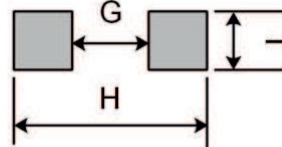
### Impedance Curve



### Outline Dimensions



PCB PATTERN



Dimensions [mm]	
<b>A</b>	12.6 $\pm$ 0.4
<b>B</b>	12.6 $\pm$ 0.4
<b>C</b>	4.8 $\pm$ 0.4
<b>D</b>	13.45 $\pm$ 0.55
<b>E</b>	2.0 $\pm$ 0.7
<b>F</b>	3.0 $\pm$ 0.7
<b>G</b>	8.0
<b>H</b>	14.5
<b>I</b>	5.0

All specifications valid at +25°C, unless otherwise stated.