

RoHS
Compliant



Features

- Constant voltage/ PWM Output (NFC regulation)
- DALI & Push dimming function (0-100%)
- AC input: 100V AC to 277V AC
- Built-in active PFC function
- Efficiency up to 83%
- Protections: Short circuit/ Over load/Over temperature
- Cooling by free air convection
- IP20 design for indoor installation.
- Suitable for intelligent LED lighting

Output Specifications

Models	MP011869	MP011870
Output Voltage	12V (12V to 13.5V adjust by NFC)	24V (24V to 26V adjust by NFC)
Voltage Tolerance	± 0.5%	
Output Current	2.5A	1.25A
Rated Power	30W	
Load Regulation	± 1%	

Input Specifications

Input Voltage	100V AC to 277V AC	
Frequency Range	47Hz to 63Hz	
Inrush Current	59A (Twidth=210µs 230V AC)	
Full Load Efficiency (Typ.)	87%	86.4%
AC Current (Max.)	0.8A	
Leakage Current	<0.5mA	
Power Factor	PF≥0.98 @ 120V AC PF≥0.96 @ 230V AC PF≥0.95 @ 277V AC (Full loading)	

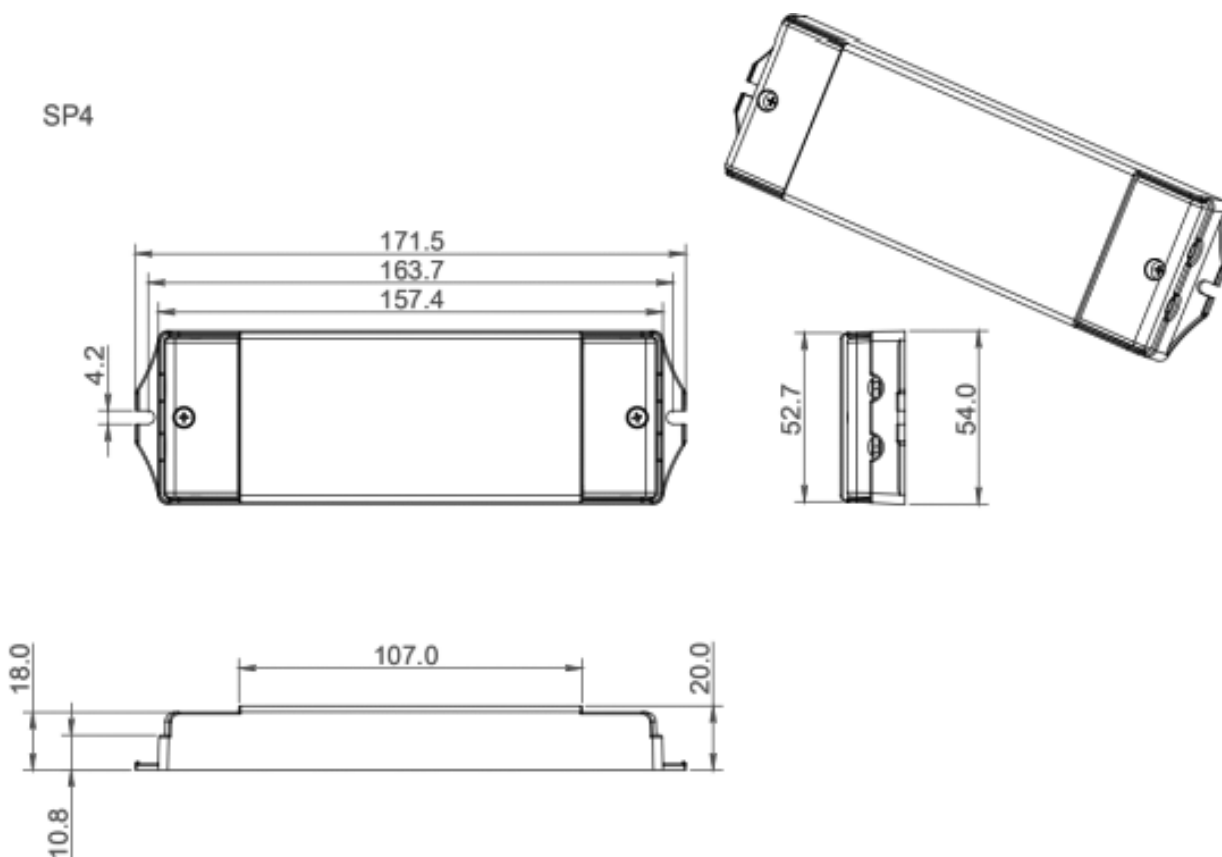
Protection

Short Circuit	Constant current mode, recovers automatically after fault condition is removed
Over Loading	≤120% constant current limiting, recovers automatically after fault condition is removed
Over Temperature	100°C ±10°C
Protection Class	I

Environment

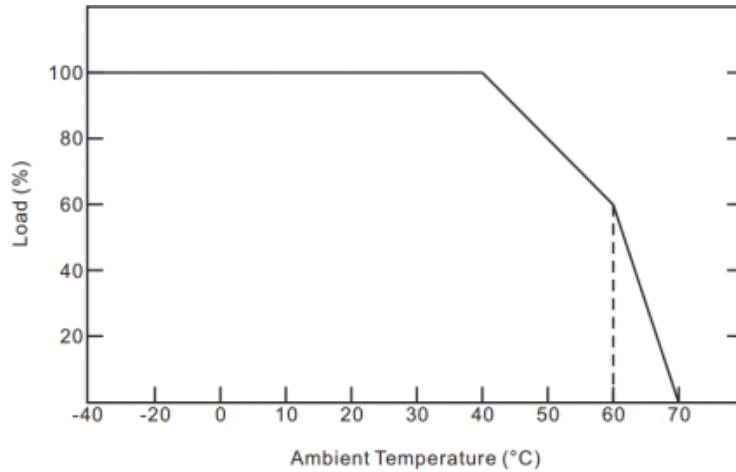
Working Temperature	-40 to +60°C (Refer to derating curve)
Working Humidity	20% to 95% RH, non-condensing

Safety & EMC	
Storage Temperature, Humidity	-40 to +80°C, 10% RH to 95% RH
Temperature Coefficient	±0.03%/°C (0-50°C)
Vibration	10-500Hz, 5G 10min./ 1 cycle, period for 60min.each along X, Y, Z axes
Safety & EMC	
Safety standards	EN61347-1, EN61347-2-13, EN62493, IP20 , UL8750 (US
Withstand voltage	I/P-O/P:3.75KV AC I/P-FG:1.88KV AC O/P-FG:0.5KV AC
Isolation resistance	I/P-O/P I/P-FG O/P-FG: 100MΩ/500V DC/25°C/70%RH
EMC Emission	Compliance to EN55015, EN61000-3-2, EN61000-3-3 (≥60% load)
EMC Immunity	Compliance to EN61000-4-2,3,4,5,6,11, EN61547
Other Specifications	
Weight	0.25Kg
Size	171.5mm × 54mm × 20mm
Packing	320mm × 280mm × 215mm (50PCS/CTN, 18 Kg/CTN))
Mechanical Specifications	



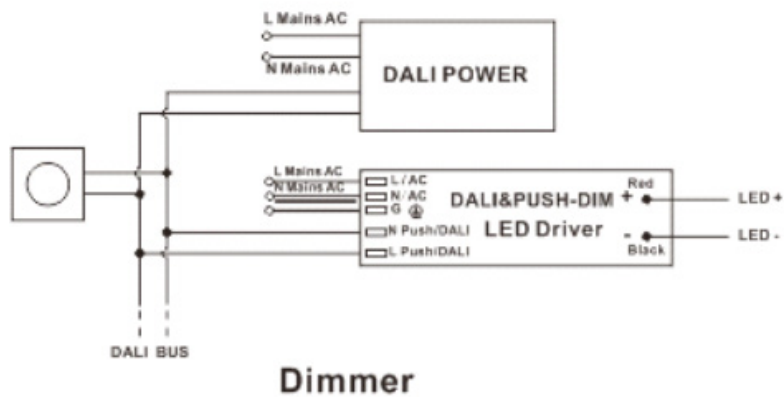
Dimensions : Millimetres

Derating Curve

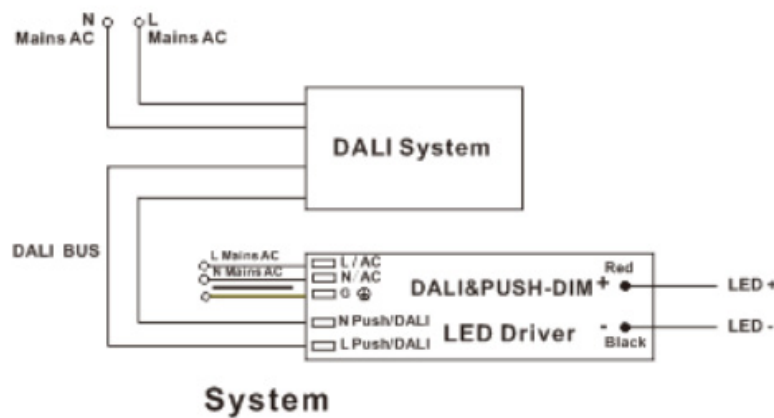


Dimming Operation

DALI Dimming Wiring Diagram 1

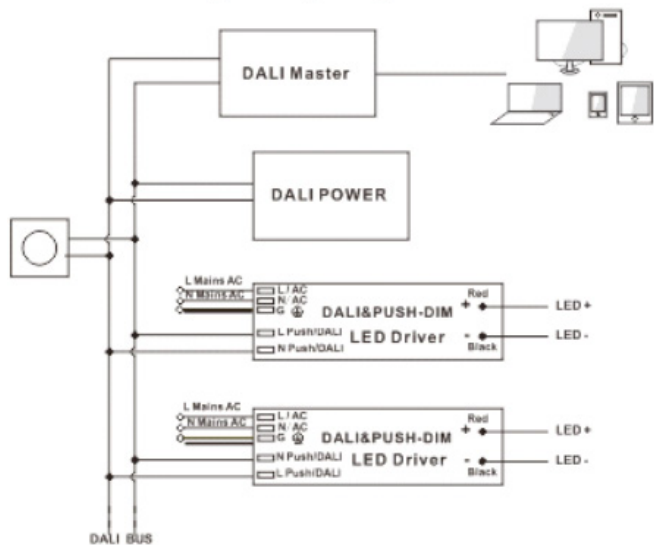


DALI Dimming Wiring Diagram 2



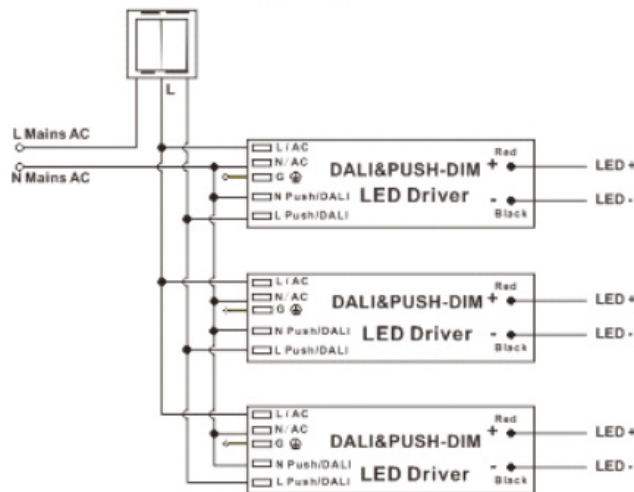
Dimming Operation

DALI Dimming Wiring Diagram3



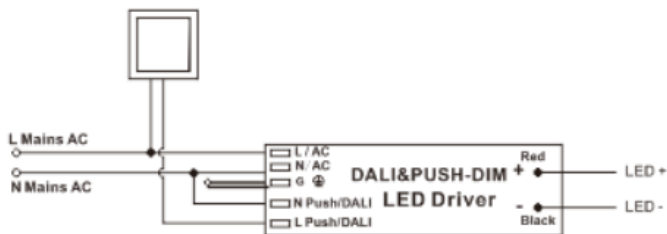
PC+DALI Master+DIMMER

Push-Dimming Wiring Diagram 1



Dimmer (with ON/OFF function)

Push-Dimming Wiring Diagram 2



Dimmer

※Note: For DALI Dimming Wiring Diagram 3, please noted that only one DALI power is need in the DALI bus, so no extra DALI power is needed if the Master or Dimmer already includes the DALI Power.

Part Number Table

Description	Part Number
Push Dimmable LED Driver, 12V, IP20	MP011869
Push Dimmable LED Driver, 24V, IP20	MP011870

Important Notice : This data sheet and its contents (the "Information") belong to the members of the AVNET group of companies (the "Group") or are licensed to it. No licence is granted for the use of it other than for information purposes in connection with the products to which it relates. No licence of any intellectual property rights is granted. The Information is subject to change without notice and replaces all data sheets previously supplied. The Information supplied is believed to be accurate but the Group assumes no responsibility for its accuracy or completeness, any error in or omission from it or for any use made of it. Users of this data sheet should check for themselves the Information and the suitability of the products for their purpose and not make any assumptions based on information included or omitted. Liability for loss or damage resulting from any reliance on the Information or use of it (including liability resulting from negligence or where the Group was aware of the possibility of such loss or damage arising) is excluded. This will not operate to limit or restrict the Group's liability for death or personal injury resulting from its negligence. Multicomp Pro is the registered trademark of Premier Farnell Limited 2019.