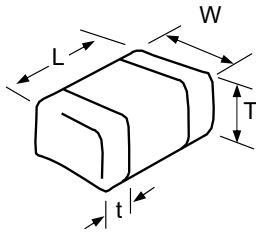


KAM05AR71A474KH

(0402, 10V, X7R, 0.47 μ F, +/-10%, AEC-Q200, Sn Term)
 Multilayer Ceramic Chip Capacitor Datasheet



DIMENSIONS



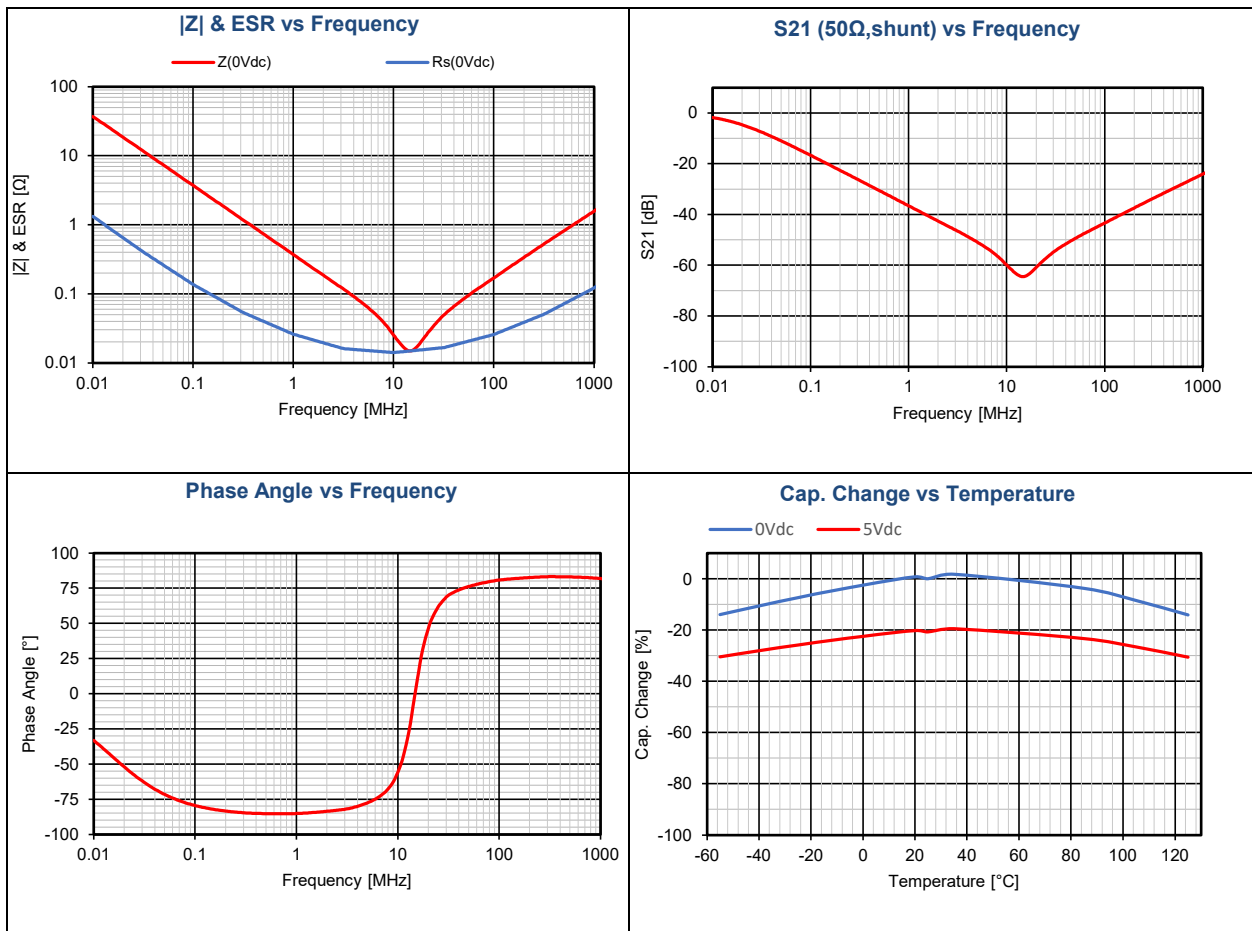
	millimetres	inches
L	1.0 \pm 0.05	0.04 \pm 0.002
W	0.5 \pm 0.05	0.02 \pm 0.002
T max.	0.55	0.022
t	0.15 to 0.35	0.006 to 0.014

BASIC SPECIFICATIONS

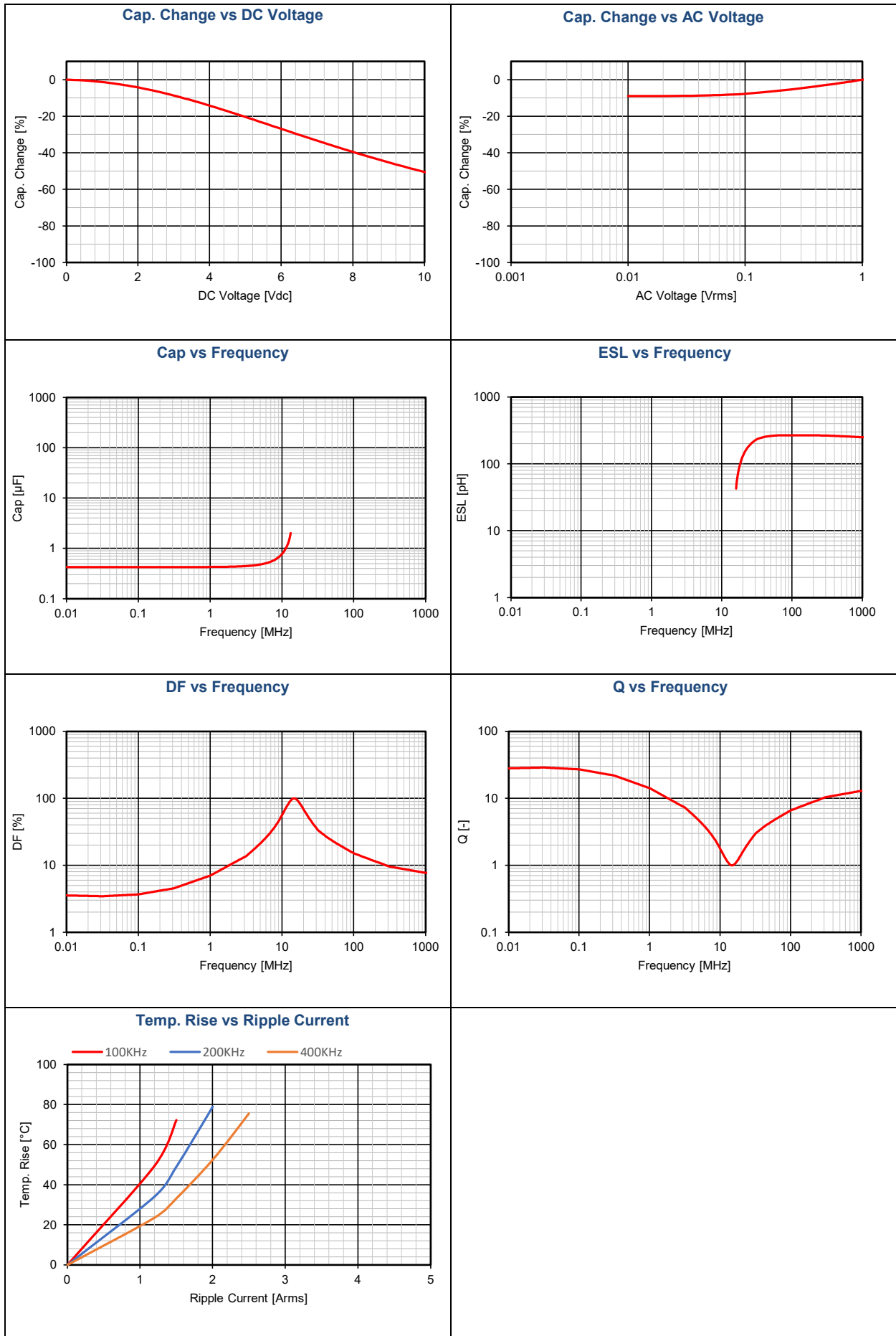
Item	Spec.	Conditions
Rated Voltage	10 Vdc	
Capacitance	0.47 μ F	1 kHz, 1 Vrms
Capacitance Tolerance	\pm 10%	
DF Max	10%	1 kHz, 1 Vrms
IR Min	106.38 M Ω	10 Vdc, t = 60 s
DWV	25 Vdc	I \leq 50mA, t \leq 5 s

Case Size EIA (JIS)	0402(1005)
Operating Temperature	-55°C to +125°C
Dielectric	X7R
Grade	AEC-Q200
RoHS Compliant	Yes
Termination	Sn
Packaging	T&R 7in (180mm)

ELECTRICAL CHARACTERISTICS



ELECTRICAL CHARACTERISTICS



KAM05AR71A474KH

(0402, 10V, X7R, 0.47μF, +/-10%, AEC-Q200, Sn Term)
 Multilayer Ceramic Chip Capacitor Datasheet



PART NUMBER INFORMATION

K A M 05 A R7 1A 474 K H □□□□
 1. 2. 3. 4. 5. 6. 7. 8. 9. 10. 11.

1.Symbol
 KAVX

2.Grade
 G General
 A Automotive (AEC-Q200)
 M Medical

3.Requirement
 M Standard
 U Hi-Q
 E ESD
 T Low Profile
 L Low Inductance
 A Low Inductance (LGA)
 F Flexiterm®
 F Flexisafe
 Q Ultra Low ESR

4.Size
 02 01005
 03 0201
 05 0402
 15 0603
 21 0805
 31 1206
 32 1210
 42 1808
 43 1812
 44 1825
 55 2220
 56 2225
 91 3640

5.Thickness
 See catalog for list of codes

6.Dielectric
 CG C0G
 CH C0H
 R5 X5R
 S6 X6S
 T6 X6T
 R7 X7R
 S7 X7S
 T7 X7T
 R8 X8R
 L8 X8L
 G8 X8G
 V5 Y5V

7.Voltage

Multiplier	Base
0	1x
1	10x
2	100x
3	1000x
A	1
N	1.5
C	1.6
D	2
E	2.5
U	3
V	3.5
G	4
H	5
J	6.3

Example
 1E = 25V (10 x 2.5)

8.Capacitance
 Capacitance expressed in pF
 2 significant digits
 + No. of zeros
 For Values < 10pF Letter R denotes decimal point
Example
 R50 0.5pF
 1R0 1pF
 100 10pF
 101 100pF
 103 10nF
 105 1μF
 107 100μF

9.Tolerance
 A ±0.05pF
 B ±0.1pF
 C ±0.25pF
 D ±0.5pF
 F ±1%
 G ±2%
 J ±5%
 K ±10%
 M ±20%
 Z +80/-20%

10.Packing
T&R 180mm(7in)
 H
 T
 U
 Y
 V
T&R 330mm(13in)
 M
 L
 N
 K
 S
Waffle
 X

11.Option
 See catalog for optional codes

Please check catalog for part number availability

NOTICE: Specifications are subject to change without notice. All statements, information and data given herein are believed to be accurate and reliable, but are presented without guarantee or responsibility of any kind, expressed or implied. Specifications are typical and may not apply to all applications.