



## EX-ZQ 900-02-3D

- 3 cable entries M 20 x 1.5
- Ex-Zone 22
- Metal enclosure
- Release push button
- Position indicator
- Robust design
- Large wiring compartment
- Twisting of towing eye not possible
- External watertight collar
- wire pull and breakage detection
- one-side operation / wire up to 75 m long

## Data

### Ordering data

Product type description	EX-ZQ 900-02-3D
Article number (order number)	103012458
EAN (European Article Number)	4030661483450
eCl@ss number, version 12.0	27-37-12-01
eCl@ss number, version 11.0	27-37-12-01
eCl@ss number, version 9.0	27-37-12-01
ETIM number, version 7.0	EC002033
ETIM number, version 6.0	EC002033

### Explosion protection

Explosion protection: regulations	EN IEC 60079-0 EN 60079-31
Explosion protection zones	22
Explosion protection category	3D
Explosion protection designation	⊕ II 3D Ex tc IIIC T100°C Dc

## General data

Standards	EN ISO 13850 EN IEC 60947-5-1 EN IEC 60947-5-5
Housing material	Metal, zinc die-cast
Housing coating material	painted
Material of the housing cover	Steel
Length of the wire, maximum	75 m
Gross weight	1,650 g

## General data - Features

Number of auxiliary contacts	0
Number of safety contacts	2

## Safety classification

Standards	EN ISO 13849-1
Mission time	20 Year(s)

## Safety classification - Safety outputs

B <sub>10D</sub> Normally-closed contact (NC)	100,000 Operations
---	--------------------

## Mechanical data

Mechanical life, minimum	1,000,000 Operations
Actuating force, maximum	200 N
Actuating travel	400 mm

## Mechanical data - Connection technique

Termination	Screw terminals M20 x 1.5
Cable cross-section of the cable glands, minimum	7 mm
Cable cross-section of the cable glands, maximum	12 mm
Cable section, minimum	0.75 mm <sup>2</sup>
Cable section, maximum	2.5 mm <sup>2</sup>
Note (Cable section)	All indications including the conductor ferrules.

## Mechanical data - Dimensions

Length of sensor	57 mm
Width of sensor	71.5 mm
Height of the Sensor, minimum	221 mm
Height of the Sensor, maximum	237 mm

## Ambient conditions

Degree of protection	IP67
Ambient temperature	-20 ... +55 °C

## Ambient conditions - Insulation values

Rated insulation voltage $U_i$	500 V
Rated impulse withstand voltage $U_{imp}$	6 kV

## Electrical data

Thermal test current	4 A
Utilisation category AC-15	230 VAC
Utilisation category AC-15	4 A
Utilisation category DC-13	24 VDC
Utilisation category DC-13	1 A
Switching element	NO contact, NC contact
Switching principle	Snap action
Material of the contacts, electrical	Silver

## Scope of delivery

Scope of delivery	Including Ex-certified screwed cable gland and screw plug
-------------------	---

## Note

Note (General)	<p>For lengths of over 10 m, intermediate wire supports must be installed every 3 to 5 m.</p> <p>Recommended cable lengths for pull-wire Emergency-Stop switches in relation to the range of ambient temperature.</p> <p>As the thimbles are subject to deformation in case of wire pull, the wire should be pulled several times after fitting. After that, the wire must be re-tensioned using the eyebolt or the tensioner.</p>
----------------	--

## Ordering code

Product type description:  
EX-ZQ 900 -(1)-3D

(1)

---

<b>11</b>	1 NO contacts/1 NC contact
<b>13</b>	1 NO contacts/3 NC contact
<b>22</b>	2 NO contacts/2 NC contact
<b>02</b>	2 NC contact
<b>04</b>	4 NC contact

## Pictures

### Product picture (catalogue individual photo)



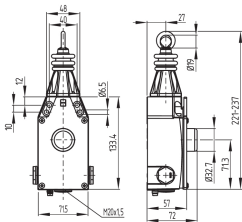
ID: kxzq9f01

| 564.6 kB | .jpg | 215.9 x 529.167 mm - 612 x 1500 px - 72 dpi

| 103.2 kB | .png | 74.083 x 181.681 mm - 210 x 515 px - 72 dpi

| 30.4 kB | .jpg | 50.447 x 123.472 mm - 143 x 350 px - 72 dpi

### Dimensional drawing basic component



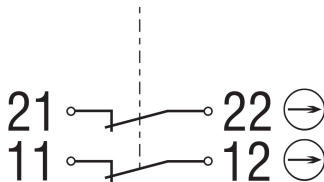
ID: 1xzq9g01

| 120.0 kB | .cdr |

| 12.4 kB | .png | 74.083 x 51.506 mm - 210 x 146 px - 72 dpi

| 133.1 kB | .jpg | 352.778 x 245.181 mm - 1000 x 695 px - 72 dpi

### Diagram



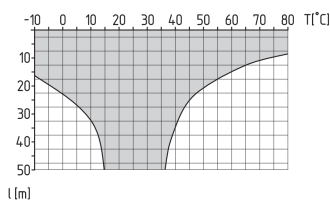
ID: ktf--k10

| 16.1 kB | .cdr |

| 59.7 kB | .jpg | 352.778 x 195.439 mm - 1000 x 554 px - 72 dpi

| 2.8 kB | .png | 74.083 x 40.922 mm - 210 x 116 px - 72 dpi

### Characteristic curve



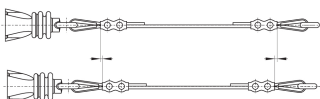
ID: kzs73d01

| 33.4 kB | .cdr |

| 2.9 kB | .png | 74.083 x 43.744 mm - 210 x 124 px - 72 dpi

| 118.0 kB | .jpg | 352.778 x 208.139 mm - 1000 x 590 px - 72 dpi

### Operating principle



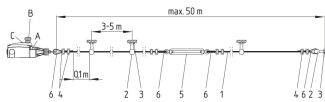
ID: kzq90a03

| 28.7 kB | .cdr |

| 74.1 kB | .jpg | 352.778 x 103.011 mm - 1000 x 292 px - 72 dpi

| 1.7 kB | .png | 74.083 x 21.519 mm - 210 x 61 px - 72 dpi

## Operating principle



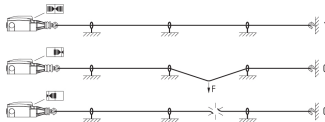
ID: kzq90a04

| 64.8 kB | .cdr |

| 61.8 kB | .jpg | 352.778 x 99.131 mm - 1000 x 281 px - 72 dpi

| 4.9 kB | .png | 74.083 x 20.814 mm - 210 x 59 px - 72 dpi

## Operating principle



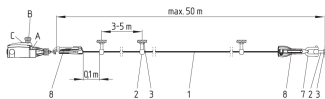
ID: kzq90a05

| 67.9 kB | .cdr |

| 66.9 kB | .jpg | 352.778 x 130.528 mm - 1000 x 370 px - 72 dpi

| 1.5 kB | .png | 74.083 x 27.517 mm - 210 x 78 px - 72 dpi

## Operating principle



ID: kzq90a08

| 155.1 kB | .cdr |

| 54.9 kB | .jpg | 352.778 x 99.131 mm - 1000 x 281 px - 72 dpi

| 4.4 kB | .png | 74.083 x 20.814 mm - 210 x 59 px - 72 dpi

Schmersal Ltd., Sparrowhawk Close, WR14 1GL Malvern

The details and data referred to have been carefully checked. Images may diverge from original. Further technical data can be found in the manual. Technical amendments and errors possible.

Generated on: 14/02/2024, 04:53