



## EX-ZQ 900-22-3D

- 3 cable entries M 20 x 1.5
- Ex-Zone 22
- Metal enclosure
- Release push button
- Position indicator
- Robust design
- Large wiring compartment
- Twisting of towing eye not possible
- External watertight collar
- wire pull and breakage detection
- one-side operation / wire up to 75 m long

## Data

### Ordering data

|                               |                 |
|-------------------------------|-----------------|
| Product type description      | EX-ZQ 900-22-3D |
| Article number (order number) | 101212892       |
| EAN (European Article Number) | 4030661402130   |
| eCl@ss number, version 12.0   | 27-37-12-01     |
| eCl@ss number, version 11.0   | 27-37-12-01     |
| eCl@ss number, version 9.0    | 27-37-12-01     |
| ETIM number, version 7.0      | EC002033        |
| ETIM number, version 6.0      | EC002033        |

### Explosion protection

|                                   |                               |
|-----------------------------------|-------------------------------|
| Explosion protection: regulations | EN IEC 60079-0<br>EN 60079-31 |
| Explosion protection zones        | 22                            |
| Explosion protection category     | 3D                            |
| Explosion protection designation  | ⊕ II 3D Ex tc IIIC T100°C Dc  |

## General data

|                               |  |
|-------------------------------|--|
| Standards                     | EN ISO 13850<br>EN IEC 60947-5-1<br>EN IEC 60947-5-5 |
| Housing material              | Metal, zinc die-cast                                 |
| Housing coating material      | painted  |
| Material of the housing cover | Steel  |
| Length of the wire, maximum   | 75 m   |
| Gross weight                  | 1,470 g  |

## General data - Features

|                              |   |
|------------------------------|---|
| Number of auxiliary contacts | 2 |
| Number of safety contacts    | 2 |

## Safety classification

|              |                |
|--------------|----------------|
| Standards    | EN ISO 13849-1 |
| Mission time | 20 Year(s)     |

## Safety classification - Safety outputs

|   |                    |
|---|--------------------|
| B <sub>10D</sub> Normally-closed contact (NC) | 100,000 Operations |
|---|--------------------|

## Mechanical data

|                          |                      |
|--------------------------|----------------------|
| Mechanical life, minimum | 1,000,000 Operations |
| Actuating force, maximum | 200 N                |
| Actuating travel         | 400 mm               |

## Mechanical data - Connection technique

|  |   |
|--|---|
| Termination                                      | Screw terminals M20 x 1.5                         |
| Cable cross-section of the cable glands, minimum | 7 mm  |
| Cable cross-section of the cable glands, maximum | 12 mm   |
| Cable section, minimum                           | 0.75 mm <sup>2</sup>                              |
| Cable section, maximum                           | 2.5 mm <sup>2</sup>                               |
| Note (Cable section)                             | All indications including the conductor ferrules. |

## Mechanical data - Dimensions

|                               |         |
|-------------------------------|---------|
| Length of sensor              | 57 mm   |
| Width of sensor               | 71.5 mm |
| Height of the Sensor, minimum | 221 mm  |
| Height of the Sensor, maximum | 237 mm  |

## Ambient conditions

|                            |                |
|----------------------------|----------------|
| Degree of protection       | IP67           |
| Ambient temperature        | -20 ... +55 °C |
| Relative humidity, minimum | 30 %           |
| Relative humidity, maximum | 95 %           |

## Ambient conditions - Insulation values

Rated insulation voltage  $U_i$  500 V

Rated impulse withstand  
voltage  $U_{imp}$  6 kV

## Electrical data

|   |                        |
|---|------------------------|
| Thermal test current                    | 4 A                    |
| Utilisation category AC-15              | 230 VAC                |
| Utilisation category AC-15              | 4 A                    |
| Utilisation category DC-13              | 24 VDC                 |
| Utilisation category DC-13              | 1 A                    |
| Switching element                       | NO contact, NC contact |
| Switching principle                     | Snap action            |
| Material of the contacts,<br>electrical | Silver                 |

## Scope of delivery

Scope of delivery Including Ex-certified screwed cable gland and screw plug

## Note

Note (General) For lengths of over 10 m, intermediate wire supports must be installed every 3 to 5 m.  
Recommended cable lengths for pull-wire Emergency-Stop switches in relation to the range of ambient temperature.  
As the thimbles are subject to deformation in case of wire pull, the wire should be pulled several times after fitting. After that, the wire must be re-tensioned using the eyebolt or the tensioner.

## Ordering code

Product type description:  
EX-ZQ 900 -(1)-3D

(1)

---

|           |                            |
|-----------|----------------------------|
| <b>11</b> | 1 NO contacts/1 NC contact |
| <b>13</b> | 1 NO contacts/3 NC contact |

|    |                            |
|----|----------------------------|
| 22 | 2 NO contacts/2 NC contact |
| 02 | 2 NC contact               |
| 04 | 4 NC contact               |

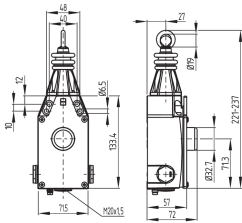
## Pictures

### Product picture (catalogue individual photo)



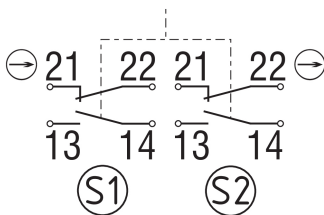
ID: kxzq9f01  
 | 564.6 kB | .jpg | 215.9 x 529.167 mm - 612 x 1500 px - 72 dpi  
 | 103.2 kB | .png | 74.083 x 181.681 mm - 210 x 515 px - 72 dpi  
 | 30.4 kB | .jpg | 50.447 x 123.472 mm - 143 x 350 px - 72 dpi

### Dimensional drawing basic component



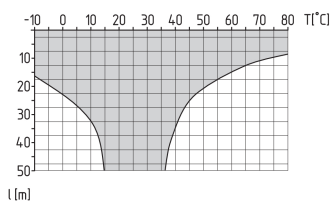
ID: 1xzq9g01  
 | 120.0 kB | .cdr |  
 | 12.4 kB | .png | 74.083 x 51.506 mm - 210 x 146 px - 72 dpi  
 | 133.1 kB | .jpg | 352.778 x 245.181 mm - 1000 x 695 px - 72 dpi

### Diagram



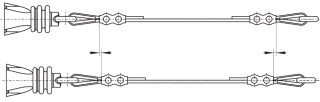
ID: ktf--k12  
 | 17.9 kB | .cdr |  
 | 101.3 kB | .jpg | 352.778 x 228.953 mm - 1000 x 649 px - 72 dpi  
 | 4.1 kB | .png | 74.083 x 47.978 mm - 210 x 136 px - 72 dpi

### Characteristic curve



ID: kzs73d01  
 | 33.4 kB | .cdr |  
 | 2.9 kB | .png | 74.083 x 43.744 mm - 210 x 124 px - 72 dpi  
 | 118.0 kB | .jpg | 352.778 x 208.139 mm - 1000 x 590 px - 72 dpi

## Operating principle



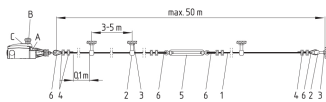
ID: kzq90a03

| 28.7 kB | .cdr |

| 74.1 kB | .jpg | 352.778 x 103.011 mm - 1000 x 292 px - 72 dpi

| 1.7 kB | .png | 74.083 x 21.519 mm - 210 x 61 px - 72 dpi

## Operating principle



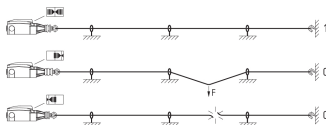
ID: kzq90a04

| 64.8 kB | .cdr |

| 61.8 kB | .jpg | 352.778 x 99.131 mm - 1000 x 281 px - 72 dpi

| 4.9 kB | .png | 74.083 x 20.814 mm - 210 x 59 px - 72 dpi

## Operating principle



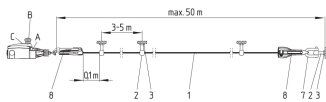
ID: kzq90a05

| 67.9 kB | .cdr |

| 66.9 kB | .jpg | 352.778 x 130.528 mm - 1000 x 370 px - 72 dpi

| 1.5 kB | .png | 74.083 x 27.517 mm - 210 x 78 px - 72 dpi

## Operating principle



ID: kzq90a08

| 155.1 kB | .cdr |

| 54.9 kB | .jpg | 352.778 x 99.131 mm - 1000 x 281 px - 72 dpi

| 4.4 kB | .png | 74.083 x 20.814 mm - 210 x 59 px - 72 dpi

Schmersal Ltd., Sparrowhawk Close, WR14 1GL Malvern

The details and data referred to have been carefully checked. Images may diverge from original. Further technical data can be found in the manual. Technical amendments and errors possible.

Generated on: 14/02/2024, 04:54