



EX-BNS 33-11Z-3G/D 5,0M

- Explosion protection for ATEX Zones 2 and 22
- Thermoplastic enclosure
- 88 mm x 25 mm x 13 mm
- Concealed mounting possible
- Insensitive to transverse misalignment
- no mechanical wear

Data

Ordering data

Product type description	EX-BNS 33-11Z-3G/D 5,0M
Article number (order number)	101187782
EAN (European Article Number)	4030661336350
eCl@ss number, version 11.0	27-27-24-02
eCl@ss number, version 9.0	27-27-24-02
ETIM number, version 7.0	EC002544
ETIM number, version 6.0	EC002544

Explosion protection

Explosion protection: regulations	EN IEC 60079-0 EN IEC 60079-15 EN 60079-31
Explosion protection zones	2 22
Explosion protection category	3G 3D
Explosion protection designation	⊕ II 3G Ex nC IIC T6 Gc X ⊕ II 3D Ex tc IIIC T80°C Dc X
Manufacturer declaration	ATEX Zone 2 and 22

General data

Housing construction form	Block
Installation conditions (mechanical)	not flush
Housing material	Glass-fibre, reinforced thermoplastic
Gross weight	200 g

General data - Features

Short circuit detection	Yes
Cross-circuit detection	Yes
Prerequisite evaluation unit	Yes
Number of normally closed (NC)	1
Number of normally open (NO)	1

Safety classification

Standards	EN ISO 13849-1
Mission time	20 Year(s)

Safety classification - Safety outputs

B _{10D} - Value Normally-closed contact/Normally open contact (NC/NO)	25,000,000 Operations
--	-----------------------

Mechanical data

Active area	lateral
Actuating element	Magnet
Impact energy, maximum	1 J
Direction of motion	Head-on to the active surface

Mechanical data - Switching distances according EN IEC 60947-5-3

Assured switching distance "ON" S_{ao}	5 mm
Assured switching distance "OFF" S_{ar}	15 mm
Note (Repeat accuracy R)	Wiederholgenauigkeit $R \leq 0,1 \times S_{ao}$

Mechanical data - Connection technique

Length of cable	5 m
Termination	Cable
Wire cross-section	0.25 mm ²
Wire cross-section	23 AWG
Material of the Cable mantle	PVC

Mechanical data - Dimensions

Length of sensor	13 mm
Width of sensor	88 mm
Height of sensor	25 mm

Ambient conditions

Degree of protection	IP67
Resistance to vibrations	10 ... 55 Hz, amplitude 1 mm
Resistance to shock	30 g / 11 ms

Electrical data

Switching voltage, maximum	100 VAC
Switching voltage, maximum	100 VDC
Switching current, maximum	0.4 A
Switching capacity, maximum	10 W
Switching frequency, maximum	5 Hz

Electrical data - Digital Output

Design of control elements	Miscellaneous, Reed contacts
----------------------------	------------------------------

Scope of delivery

Scope of delivery

Actuator must be ordered separately.

Note

Note (General)

Contact symbols shown for the closed condition of the guard device.

The contact configuration for versions with or without LED is identical.

Pictures

Product picture (catalogue individual photo)

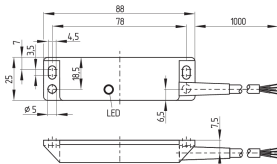


ID: kxbns3f07

| 129.8 kB | .jpg | 352.778 x 113.594 mm - 1000 x 322 px - 72 dpi

| 18.1 kB | .png | 74.083 x 23.989 mm - 210 x 68 px - 72 dpi

Dimensional drawing basic component



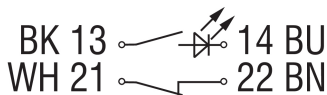
ID: 1bns3g03

| 37.7 kB | .cdr |

| 7.4 kB | .png | 74.083 x 52.211 mm - 210 x 148 px - 72 dpi

| 88.2 kB | .jpg | 352.778 x 248.003 mm - 1000 x 703 px - 72 dpi

Diagram

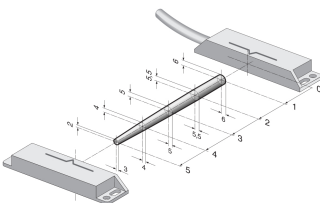


ID: k1o1sk18

| 61.6 kB | .jpg | 352.778 x 102.658 mm - 1000 x 291 px - 72 dpi

| 3.2 kB | .png | 74.083 x 21.519 mm - 210 x 61 px - 72 dpi

Characteristic curve



ID: kbns3a01

| 13.1 kB | .png | 74.083 x 45.508 mm - 210 x 129 px - 72 dpi

| 124.5 kB | .jpg | 352.778 x 216.253 mm - 1000 x 613 px - 72 dpi

Schmersal Ltd., Sparrowhawk Close, WR14 1GL Malvern

The details and data referred to have been carefully checked. Images may diverge from original. Further technical data can be found in the manual. Technical amendments and errors possible.

Generated on: 05/02/2024, 09:04