



EX-BNS 40S-12ZG

- LED version
- Explosion protection for ATEX Zones 2 and 22
- Stainless steel enclosure
- 88 mm x 27 mm x 14,5 mm
- Concealed mounting possible
- Insensitive to transverse misalignment
- no mechanical wear
- Suitable for food processing industry
- Cable connection suitable for the food industry

Data

Ordering data

Product type description	EX-BNS 40S-12ZG
Article number (order number)	103002171
EAN (European Article Number)	4030661428444
eCl@ss number, version 11.0	27-27-24-02
eCl@ss number, version 9.0	27-27-24-02
ETIM number, version 7.0	EC002544
ETIM number, version 6.0	EC002544

Explosion protection

Explosion protection: regulations	EN IEC 60079-0 EN IEC 60079-15 EN 60079-31
Explosion protection zones	2 22
Explosion protection category	3G 3D

Explosion protection designation	 II 3G Ex nA nC IIC T6 Gc  II 3D Ex tc IIIC T80°C Dc X
Manufacturer declaration	ATEX Zone 2 and 22

General data

Standards	BG-GS-ET-14 EN IEC 60947-5-3
Housing construction form	Block
Installation conditions (mechanical)	not flush
Housing material	Stainless steel (V4A)
Gross weight	200 g

General data - Features

Coding	Yes
Short circuit detection	Yes
Cross-circuit detection	Yes
Integral system diagnostics, general	Yes
Prerequisite evaluation unit	Yes
Number of normally closed (NC)	2
Number of normally open (NO)	1

Safety classification

Standards	EN ISO 13849-1
Mission time	20 Year(s)

Safety classification - Safety outputs

B _{10D} - Value Normally-closed contact/Normally open contact (NC/NO)	25,000,000 Operations
--	-----------------------

Mechanical data

Active area	lateral
Actuating element	Magnet
Impact energy, maximum	7 J
Direction of motion	Head-on to the active surface

Mechanical data - Switching distances according EN IEC 60947-5-3

Assured switching distance "ON" S_{ao}	8 mm
Assured switching distance "OFF" S_{ar}	18 mm

Mechanical data - Connection technique

Length of cable	1 m
Termination	Cable
Wire cross-section	0.25 mm ²
Wire cross-section	23 AWG
Material of the Cable mantle	LiYY

Mechanical data - Dimensions

Length of sensor	14.5 mm
Width of sensor	88 mm
Height of sensor	27 mm

Ambient conditions

Degree of protection	IP65 IP67
Ambient temperature	-20 ... +60 °C
Storage and transport temperature, minimum	-25 °C
Storage and transport temperature, maximum	+80 °C
Resistance to vibrations	10 ... 55 Hz, amplitude 1 mm
Resistance to shock	30 g / 11 ms

Electrical data

Required rated short-circuit current	100 A
Switching voltage, maximum	24 VDC
Switching current, maximum	0.01 A
Switching capacity, maximum	0.2 W
Switching frequency, maximum	5 Hz

Electrical data - Digital Output

Design of control elements	Miscellaneous, Reed contacts
----------------------------	------------------------------

Status indication

Note (Integral System Diagnostics, status)	The LED is illuminated when the guard is closed.
---	--

Scope of delivery

Scope of delivery	Actuator must be ordered separately.
-------------------	--------------------------------------

Accessory

Recommendation (actuator)	BPS 40S-2 BPS 40S-1-C BPS 40S-2-C
Recommended safety switchgear	SRB-E-301ST SRB-E-201LC

Note

Note (General)	Contact symbols shown for the closed condition of the guard device. The contact configuration for versions with or without LED is identical.
----------------	---

Wiring example

Note (Wiring diagram)

Contact S21-S22 must be integrated in the safety circuit.

Ordering code

Product type description:
EX-BNS40S-12Z(1)-(2)

(1)

without

without LED switching conditions display

G

with LED switching conditions display

(2)

without

With countersunk mounting holes

C

concealed threaded holes on the back

Pictures

Product picture (catalogue individual photo)



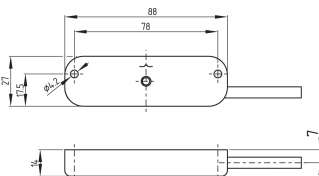
ID: kexbnf14

| 194.6 kB | .jpg | 352.778 x 96.308 mm - 1000 x 273 px - 72 dpi

| 16.6 kB | .png | 74.083 x 20.108 mm - 210 x 57 px - 72 dpi

| 27.3 kB | .jpg | 123.472 x 33.867 mm - 350 x 96 px - 72 dpi

Dimensional drawing basic component



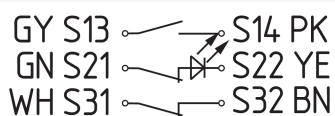
ID: 1bns4g01

| 22.8 kB | .cdr |

| 2.8 kB | .png | 74.083 x 51.506 mm - 210 x 146 px - 72 dpi

| 55.9 kB | .jpg | 352.778 x 192.617 mm - 1000 x 546 px - 72 dpi

Diagram



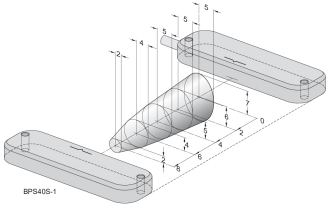
ID: kbns3k32

| 25.4 kB | .cdr |

| 91.7 kB | .jpg | 352.778 x 112.536 mm - 1000 x 319 px - 72 dpi

| 3.9 kB | .png | 74.083 x 23.636 mm - 210 x 67 px - 72 dpi

Characteristic curve



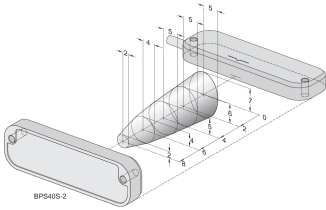
ID: kbns4d03

| 44.3 kB | .cdr |

| 14.3 kB | .png | 74.083 x 46.567 mm - 210 x 132 px - 72 dpi

| 152.2 kB | .jpg | 352.778 x 221.192 mm - 1000 x 627 px - 72 dpi

Characteristic curve



ID: kbns4d04

| 14.3 kB | .png | 74.083 x 46.919 mm - 210 x 133 px - 72 dpi

| 149.0 kB | .jpg | 352.778 x 223.661 mm - 1000 x 634 px - 72 dpi

Schmersal Ltd., Sparrowhawk Close, WR14 1GL Malvern

The details and data referred to have been carefully checked. Images may diverge from original. Further technical data can be found in the manual. Technical amendments and errors possible.

Generated on: 05/02/2024, 09:04