



## EX-BNS 303-12ZG-2187-3G/D 5,0M

- LED version
- Explosion protection for ATEX Zones 2 and 22
- Thermoplastic enclosure
- Ø M30
- With coding
- Insensitive to transverse misalignment
- Suitable for food processing industry only in combination with BPS 303 SS
- no mechanical wear

## Data

### Ordering data

Product type description	EX-BNS 303-12ZG-2187-3G/D 5,0M
Article number (order number)	101189236
EAN (European Article Number)	4030661346878
eCl@ss number, version 11.0	27-27-24-02
eCl@ss number, version 9.0	27-27-24-02
ETIM number, version 7.0	EC002544
ETIM number, version 6.0	EC002544

### Explosion protection

Explosion protection: regulations	EN IEC 60079-0 EN IEC 60079-15 EN 60079-31
Explosion protection zones	2 22
Explosion protection category	3G 3D

Explosion protection designation

II 3G Ex nC IIC T6 Gc X  
II 3D Ex tc IIIC T80°C Dc X

Manufacturer declaration

ATEX Zone 2 and 22

## General data

Housing construction form	Cylinder, thread
Installation conditions (mechanical)	quasi-flush
Housing material	Glass-fibre, reinforced thermoplastic
Material of the nuts	Thermoplastic
Gross weight	235 g

## General data - Features

Coding	Yes
Short circuit detection	Yes
Cross-circuit detection	Yes
Integral system diagnostics, status	Yes
Number of normally closed (NC)	2
Number of normally open (NO)	1
Number of safety contacts	2
Number of cable wires	6

## Safety classification

Standards	EN ISO 13849-1
Mission time	20 Year(s)

## Safety classification - Safety outputs

B <sub>10D</sub> - Value Normally-closed contact/Normally open contact (NC/NO)	25,000,000 Operations
--	-----------------------

## Mechanical data

Active area	front side
Actuating element	Magnet
Impact energy, maximum	4 J
Direction of motion	Head-on to the active surface
Tightening torque of nuts, maximum	3 Nm

### Mechanical data - Switching distances according EN IEC 60947-5-3

Assured switching distance "ON" $S_{ao}$	5 mm
Assured switching distance "OFF" $S_{ar}$	15 mm

### Mechanical data - Connection technique

Length of cable	5 m
Termination	Cable
Wire cross-section	0.25 mm <sup>2</sup>
Wire cross-section	23 AWG
Material of the Cable mantle	PVC

### Mechanical data - Dimensions

ISO thread of the sensor	M30
width across flats	36 BK
Length of sensor	44 mm

### Ambient conditions

Degree of protection	IP67
Ambient temperature	-25 ... +70 °C
Storage and transport temperature, minimum	-25 °C
Storage and transport temperature, maximum	+70 °C
Resistance to vibrations	10 ... 55 Hz, amplitude 1 mm
Resistance to shock	30 g / 11 ms

## Electrical data

Switching voltage, maximum	24 VDC
Switching current, maximum	0.01 A
Switching capacity, maximum	0.2 W
Switching frequency, maximum	5 Hz

## Electrical data - Digital Output

Design of control elements	Miscellaneous, Reed contacts
----------------------------	------------------------------

## Status indication

Note (Integral System Diagnostics, status )	The LED is illuminated when the guard door is open.
---	---

## Scope of delivery

Scope of delivery	Actuator must be ordered separately.
Scope of delivery of mounting material	2x nuts M30 x 1.5

## Accessory

Recommendation (actuator)	BPS 300 BPS 303 BPS 303 SS coded
Recommended safety switchgear	SRB-E-301ST SRB-E-201LC

## Note

Note (General)	Contact symbols shown for the closed condition of the guard device. The contact configuration for versions with or without LED is identical.
----------------	---

## Ordering code

Product type description:  
EX-BNS 303-(1)Z(2)-3G/D

(1)

<b>11</b>	1 NO contact / 1 NC contact
<b>12</b>	1 NO contact/2 NC contacts
<b>03</b>	3 NC contact

(2)

<b>without</b>	without LED switching conditions display
<b>G</b>	with LED switching conditions display

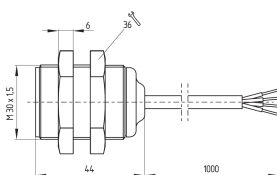
## Pictures

### Product picture (catalogue individual photo)



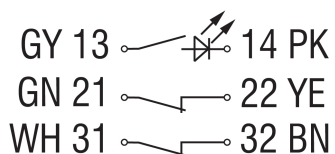
ID: kexbnf04  
| 424.9 kB | .jpg | 311.856 x 468.136 mm - 884 x 1327 px - 72 dpi  
| 39.4 kB | .png | 74.083 x 111.125 mm - 210 x 315 px - 72 dpi  
| 32.8 kB | .jpg | 82.197 x 123.472 mm - 233 x 350 px - 72 dpi

### Dimensional drawing basic component



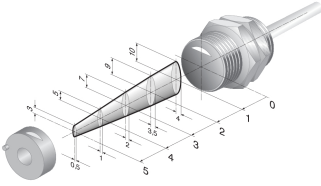
ID: 1bns3g02  
| 30.4 kB | .cdr |  
| 5.7 kB | .png | 74.083 x 51.506 mm - 210 x 146 px - 72 dpi  
| 66.5 kB | .jpg | 352.778 x 245.886 mm - 1000 x 697 px - 72 dpi

### Diagram



ID: k2o1sk09  
| 28.5 kB | .cdr |  
| 92.2 kB | .jpg | 352.778 x 162.278 mm - 1000 x 460 px - 72 dpi  
| 4.0 kB | .png | 74.083 x 34.219 mm - 210 x 97 px - 72 dpi

## Characteristic curve



ID: kbns3a02

| 17.7 kB | .png | 74.083 x 42.333 mm - 210 x 120 px - 72 dpi

| 148.1 kB | .jpg | 352.778 x 201.436 mm - 1000 x 571 px - 72 dpi

Schmersal Ltd., Sparrowhawk Close, WR14 1GL Malvern

The details and data referred to have been carefully checked. Images may diverge from original. Further technical data can be found in the manual. Technical amendments and errors possible.

Generated on: 05/02/2024, 09:03