

DGU DIGITAL PANEL METER DC VOLTAGE & CURRENT MODELS

KEY FEATURES

- Fast & Easy Installation
- Low Back Depth (96x96 model)
- Function Keys for easy programming
- Two auxiliary power options
- 4 Digits ultra bright LED display
- In case of power failure last screen is stored
- IP54 for front face (with gasket)
- IP65 for front with optional kit (96X96mm only)
- Available in 96x96mm or 96x48mm
- Wide range of voltages & currents

Approvals

- IEC 61326-1: 2005
- IEC 61010-1-2001
- CE
- UKCA

TE Connectivity's (TE) Crompton Instruments DGU Digital Panel Meters have been designed for industrial applications, which frequently require precise and on-site adjustment of the display range.. The meter can be used in a variety of applications including Distribution and Control Panels, electrical load monitoring, industrial automation and for laboratory uses.

The DGU Digital Panel Meter has a class accuracy of 0.5 and measures DC Voltage or Current. The meter has a wide range of inputs to facilitate either a direct connection, or secondary inputs from devices such as DC Shunts & Transducers.

The meter is completely programmable and user can easily scale the values as per the requirements onsite. Setting for '-ve' sign and decimal point position is also provided.

In case of power failure, the instrument memorizes the last screen stored. For every 1 min. the instrument stores the screen no. in the non-volatile memory.

The DGU Digital Panel Meter conforms to IP54 (for front face) & IP20 (for back). The 96x96mm instrument has very low back depth (behind the panel) of less than 40mm.

The meter supports bent characteristics to enable the user to configure the meter as per requirement.

The meter can be configured to display power factor and gives an accurate indication of the ambient temperature in °C and °F.

Customers can count on consistent, high quality products, driven by TE's proven innovation and backed by our extraordinary customer support.



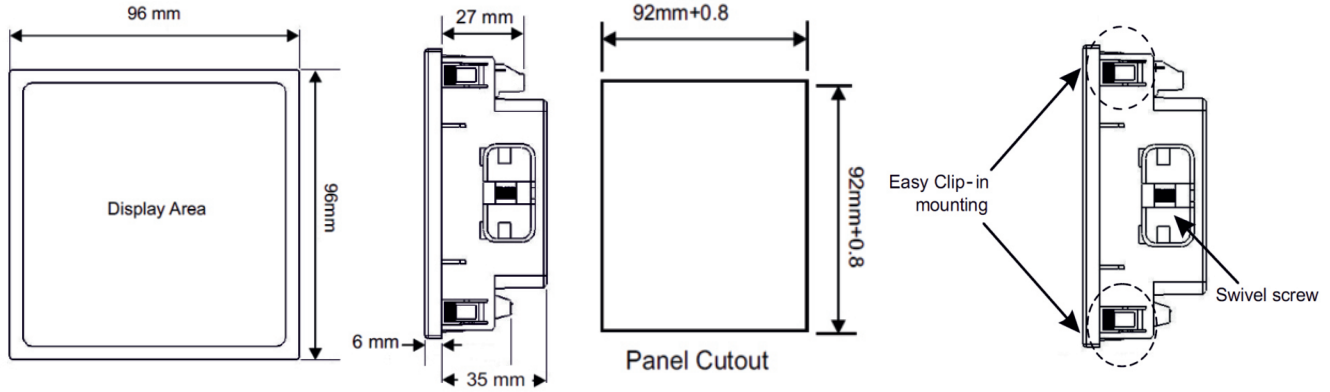
TECHNICAL SPECIFICATIONS

Input Voltage:	
Nominal input mV Ranges Nominal input Voltage Ranges (to be specified while ordering)	-50...0...50mV, -60...0...60mV, -75...0...75mV, -100...0...100mV, -150...0...150mV, -5...0...5V, -10...0...10V, 0...48V, 0...150V, 0...500V, 0...1000V
Max continuous input voltage	120% of nominal value
Input Current:	
Nominal input current ranges	-10...0...10mA, -20...0...20mA, -50...0...50mA, 4...20mA, -1...0...1A, -5...0...5A
Max continuous input current	120% of nominal value
Accuracy:	
Voltage (input current <300uA for V/mV)	<0.5% of Display End value ±1 digit
Current (Voltage drop < 600mV) for A/mA	<0.5% of Display End value ±1 digit
Ambient Temperature	±3 °C
Influence of variations:	
Temperature coefficient	0.05% / °C, plus
Zero point drift	0.025% / °C
Display:	
Type	1 line 4-digit LED display
Display Count Setting	-9999...-10 or +10...+9999 counts
Digit Height	14mm
Decimal point position	Configurable
Negative Display indication	'-'
Overload Indication	" - oL - " (above 125% of nominal value)
Auxiliary Supply:	
External Aux	40 - 300V AC/DC or 20-60V DC / 20-40V AC
Frequency range	45 - 65Hz
VA burden	< 4.5VA approx. at 240VLN, 50Hz < 1VA approx. at 24VLN, 50Hz
Reference Conditions for Accuracy:	
Reference Temperature	23°C ± 2°C
Auxiliary Supply Voltage	Rated Value ±1%
Auxiliary Supply Frequency	Rated Value ±1%
Applicable Standards:	
EMC	IEC 61326-1:2005
Immunity	IEC 61000-4-1 up to 4. Level 3 industrial Low level
Safety	IEC 61010-1:2010 , Permanently connected use
IP for water & dust	IEC60529
Pollution degree:	2
Installation category:	III
High Voltage Test	2.2 kV AC, 50Hz for 1 minute between all electrical circuits.
Environmental	
Operating temperature	-10 to +55°C
Storage temperature	-20 to +70°C
Relative humidity	0... 90% non condensing
Warm up time	Minimum 3 minute
Shock	15g in 3 planes
Vibration	10... 55 Hz, 0.15mm amplitude
Weight	310gm (96x96 model) 250gm (48x96 model)
Enclosure	
Front	IP54 (IP65 for front with optional kit DGU-IP65-KIT (96X96mm only)
Back	IP20

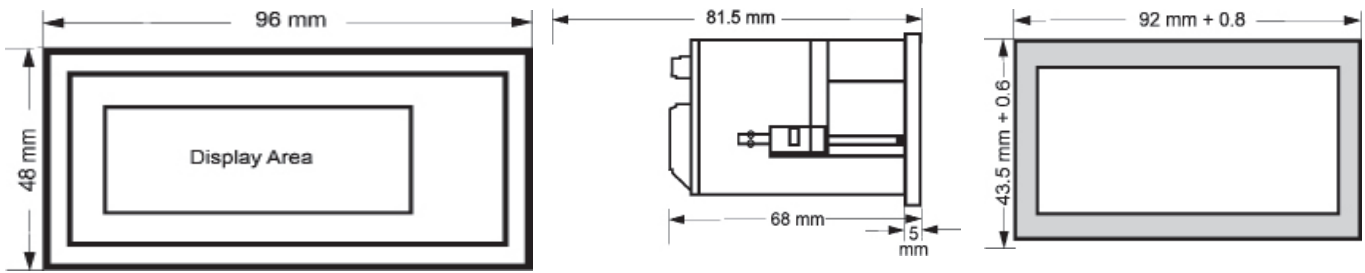
DGU DIGITAL PANEL METER



96 x 96cm DIMENSIONS



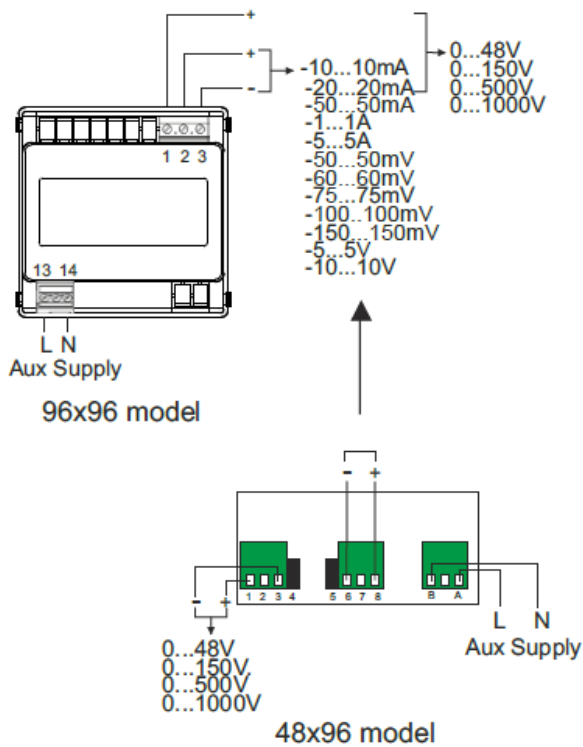
48 x 96cm DIMENSIONS



48x96 Model Dimensions	
Bezel size (DIN 43 718)	48 mm x 96 mm.
Panel cut-out	43.5 +0.6= mm x 92 + 0.8 mm
Overall depth	68 mm
Weight	250 gm Approx

96x96 Model Dimensions	
Bezel size (DIN 43 718)	96 mm x 96 mm.
Panel cut-out	92 +0.8 mm x 92 + 0.8 mm
Overall depth	40 mm
Weight	310 gm Approx

ELECTRICAL CONNECTIONS





EXAMPLE PART NUMBER: 244-DGU-1-K-75M-H-5

= 96 x 96mm DGU Digital Meter - 1 Input - DC Voltmeter - Input 75mV DC - Power Supply 40-300V AC/DC - Class 0.5

PRODUCT NUMBERS - HOW TO ORDER - CHOOSE A NUMBER OR LETTER FROM THE FOLLOWING COLUMNS					
	SYSTEM	TYPE	INPUT	POWER SUPPLY	ACCURACY CLASS
244-DGU = 96x96mm	1 = 1 Input	K = DC Voltmeter	50M = 50mV	H = 40-300V AC/DC	5 = Class 0.5
262-DGU = 96x48mm		D = DC Ammeter	60M = 60mV	L = 20-40V AC / 20-60VDC	
			75M = 75mV		
			100M = 100mV		
			150M = 150mV		
			5 = 5V		
			10 = 10V		
			48 = 0 - 48V		
			150 = 0 - 150V		
			500 = 0 - 500V		
			1000 = 0 - 1000V		
			10MA = 10mA		
			20MA = 20mA		
			50MA = 50mA		
			20MZ = 4/20mA		
			1A = 1A		
			5A = 5A		

STANDARD CAPTIONS
SUPPLIED AS STICKERS WITH EACH PRODUCT



OPTIONAL EXTRAS

DESCRIPTION	PART NUMBER
IP65 PROTECTION KIT (96x96mm only)	DGU-IP65-KIT
96 X 96mm Adaptor Plate for 48 X 96mm product	DGU-96DIN-KIT
144 X 144mm Adaptor Plate for 96 X 96mm product	DGU-144DIN-KIT

FOR MORE INFORMATION:
TE Technical Support Centers

USA:	+ 1 800 327 6996
Canada:	+ 1 (905) 475-6222
Mexico:	+ 52 (0) 55-1106-0800
Latin/S. America:	+ 54 (0) 11-4733-2200
France:	+ 33 380 583 200
UK:	+ 44 0870 870 7500
Germany:	+ 49 896 089 903
Spain:	+ 34 916 630 400
Italy:	+ 39 333 250 0915
Benelux:	+32 16 508 695
Russia:	+7 495-790 790 2-200
China:	+ 86 (0) 400-820-6015

te.com/energy

© 2018 TE Connectivity. All Rights Reserved .EPP-4064-DDS-11/22

TE Connectivity and TE connectivity (logo) are trademarks. Other logos, product and/or company names might be trademarks of their respective owners. While TE has made every reasonable effort to ensure the accuracy of the information in this brochure, TE does not guarantee that it is error-free, nor does TE make any other representation, warranty or guarantee that the information is accurate, correct, reliable or current. TE reserves the right to make any adjustments to the information contained herein at any time without notice. TE expressly disclaims all implied warranties regarding the information contained herein, including, but not limited to, any implied warranties of merchantability or fitness for a particular purpose. The dimensions in this catalog are for reference purposes only and are subject to change without notice. Specifications are subject to change without notice. Consult TE for the latest dimensions and design specifications.