




# SERIES 400A SWITCHES

## ROCKER SWITCHES - SUB-MINIATURE



### FEATURES & BENEFITS

- ▶ Variety of switching functions
- ▶ Sub-miniature
- ▶ Sealed to IP67

### APPLICATIONS/MARKETS

- ▶ Telecommunications
- ▶ Instrumentation
- ▶ Test equipment
- ▶ Networking
- ▶ Computer peripherals

### SPECIFICATIONS

Contact Rating:	See contact material options
Life Expectancy:	30,000 make-and-break cycles at full load
Contact Resistance:	10 mΩ typ. initial @ 2-4 V DC, 100 mA for both silver and gold plated contacts
Insulation Resistance:	1,000 MΩ min
Dielectric Strength:	1,000 V RMS @ sea level
Operating Temperature:	-30° C to 85° C

### MATERIALS

Housing:	Glass filled nylon, flame retardant, heat stabilized (UL 94-V0)
Actuator:	Nylon, black std. (UL94-HB)
Actuator Seal:	Internal O-Ring
Switch Support:	Brass or steel, tin plated
Actuator Pivot & Mounting Bracket:	Nylon (UL94-HB)
Actuator Pivot Retainer:	Stainless steel
Contacts / Terminals:	Silver or gold plated copper alloy
Terminal Seal:	Epoxy



### HOW TO ORDER

SERIES	MODEL NO.	ACTUATOR	ACTUATOR COLOR	TERMINATION	CONTACT MATERIAL	SEAL
400A	□ □ □ □ □	□ □	□ □ □	□ □ □	□	E
	WMSP1 WMSP2 WMSP3 WMSP4 WMSP5 WMDP1 WMDP2 WMDP3	R1 = Std.	BLK =Black WHT=White RED =Red	M1 M2 M6 M7 VS2 M61 M71 VS21	Q = Silver R = Gold	E = Epoxy Sealed at Base of Terminal

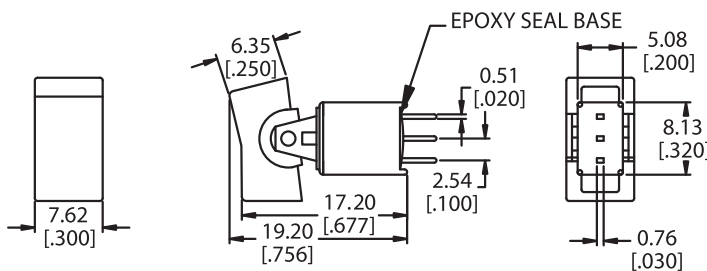


### Example Ordering Number

400A-WMSP3-R1-BLK-M1-Q-E

Specifications subject to change without notice.

## SPDT



Model No.	POS 1	POS 2	POS 3
WMSP-1	ON	NONE	ON
WMSP-2	ON	NONE	(ON)
WMSP-3	ON	OFF	ON
WMSP-4	(ON)	OFF	(ON)
WMSP-5	ON	OFF	(ON)
Term. Comm.	2-3	OPEN	2-1

( ) = Momentary



# SERIES 400A SWITCHES

## ROCKER SWITCHES - SUB-MINIATURE

TACT SWITCHES

NAVIGATION SWITCHES

PUSHBUTTON SWITCHES

TOGGLE SWITCHES

ROCKER SWITCHES

SLIDE SWITCHES

SNAP-ACTION SWITCHES

DIP SWITCHES

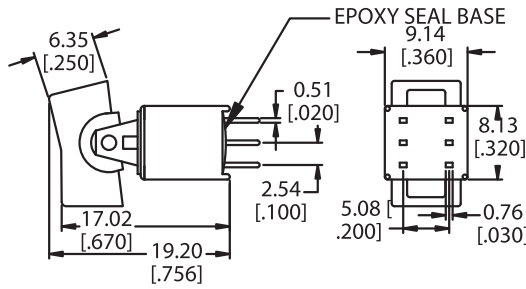
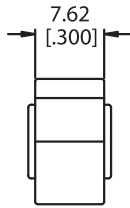
KEYLOCK SWITCHES

ROTARY SWITCHES

DETECTOR SWITCHES

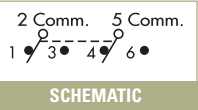
CAP OPTIONS

### DPDT



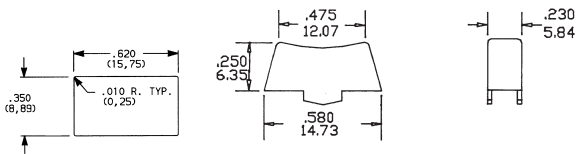
Model No.	POS 1	POS 2	POS 3
WMMP-1	ON	NONE	ON
WMMP-2	ON	NONE	(ON)
WMMP-3	ON	OFF	ON
Term. Comm.	2-3, 5-6	OPEN	2-1, 5-4

( ) = Momentary



### ACTUATOR OPTIONS

#### R1



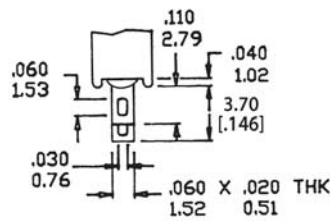
### TERMINATION OPTIONS

#### M1

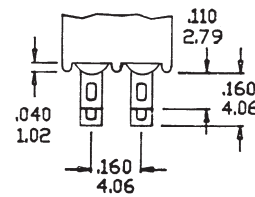
##### SOLDER LUG



##### Single Pole



##### Double Pole

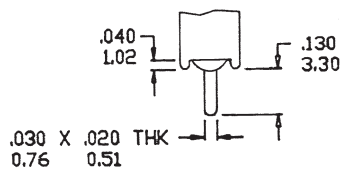


#### M2

##### P.C. MOUNT



##### Single Pole



##### Double Pole



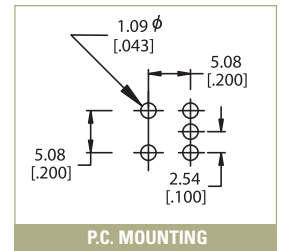
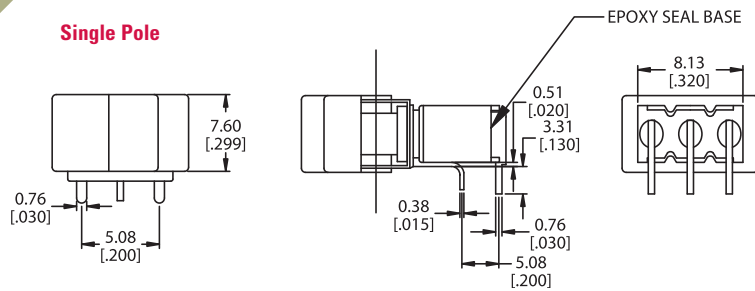


### M6

SPDT



Single Pole

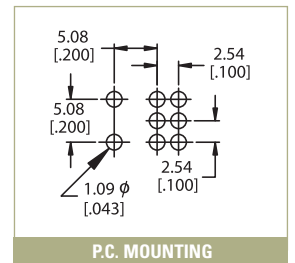
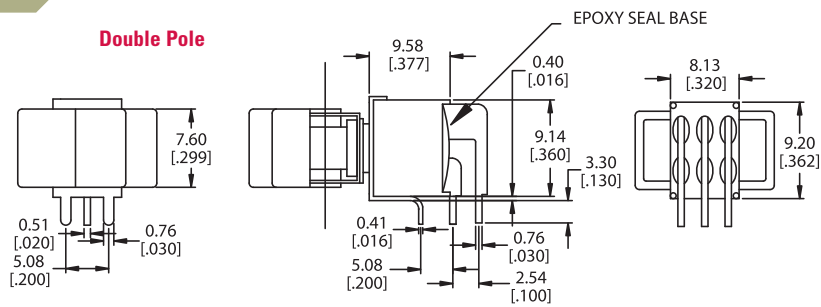


### M6

DPDT



Double Pole

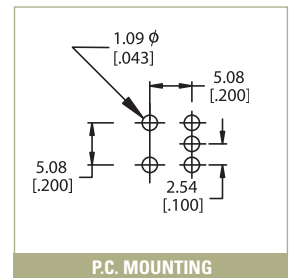
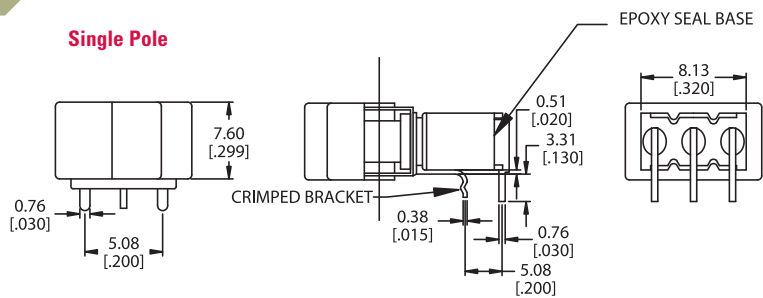


### M61

SPDT



Single Pole

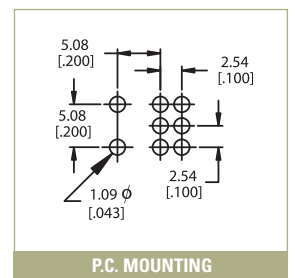
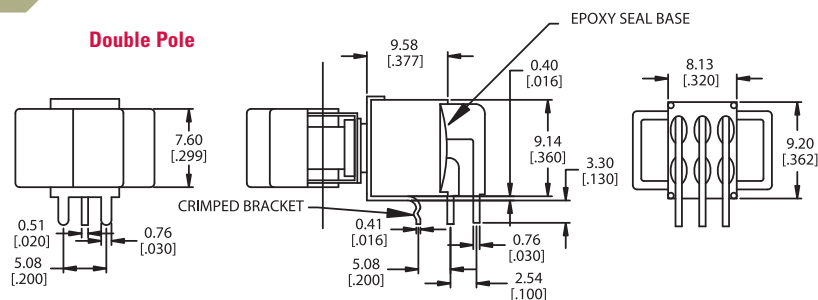


### M61

DPDT



Double Pole



M61 Termination includes crimped bracket

TACT SWITCHES

NAVIGATION SWITCHES

PUSHBUTTON SWITCHES

TOGGLE SWITCHES

ROCKER SWITCHES

SLIDE SWITCHES

SNAP-ACTION SWITCHES

DIP SWITCHES

KEYLOCK SWITCHES

ROTARY SWITCHES

DETECTOR SWITCHES

CAP OPTIONS



# SERIES 400A SWITCHES

## ROCKER SWITCHES - SUB-MINIATURE

TACT SWITCHES

NAVIGATION SWITCHES

PUSHBUTTON SWITCHES

TOGGLE SWITCHES

ROCKER SWITCHES

SLIDE SWITCHES

SNAP-ACTION SWITCHES

DIP SWITCHES

KEYLOCK SWITCHES

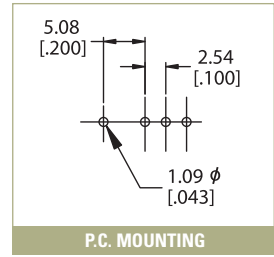
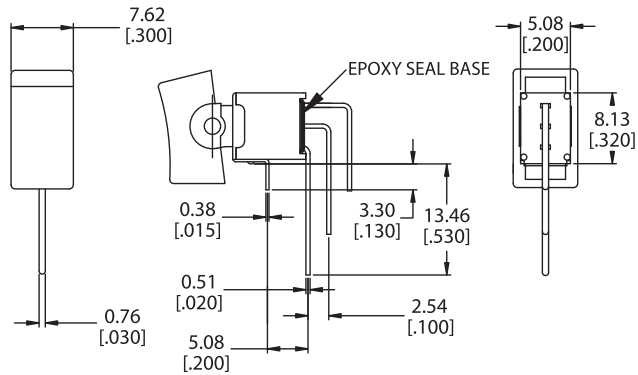
ROTARY SWITCHES

DETECTOR SWITCHES

CAP OPTIONS

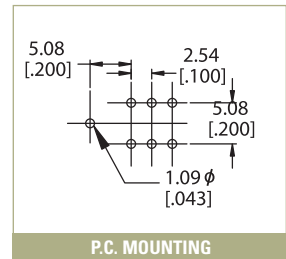
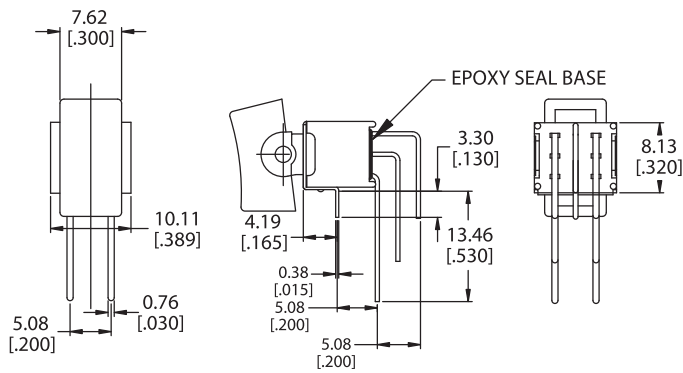
### M7

SPDT



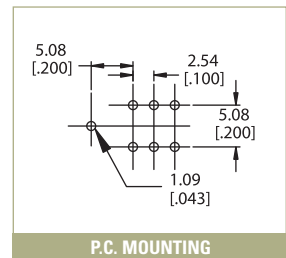
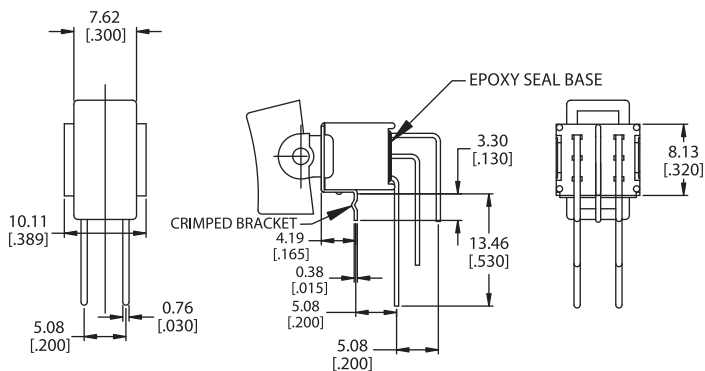
### M7

DPDT



### M71

DPDT

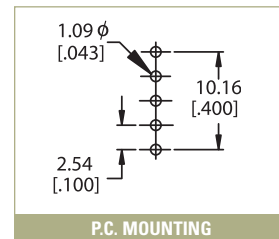
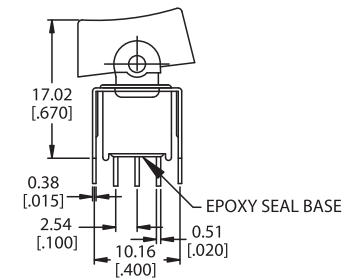
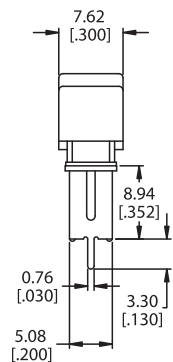


M71 Termination includes crimped bracket



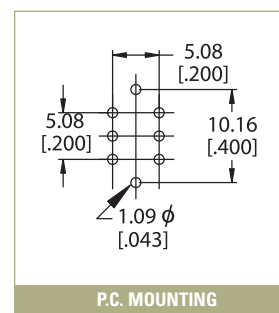
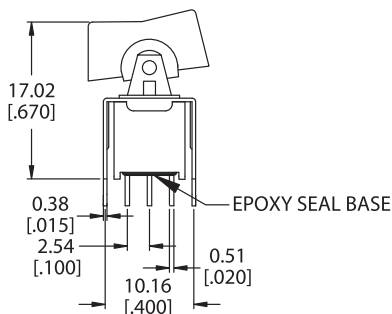
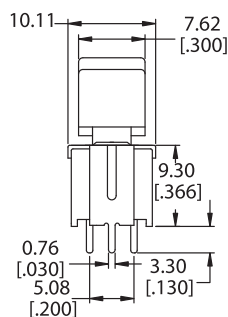
### VS2

SPDT



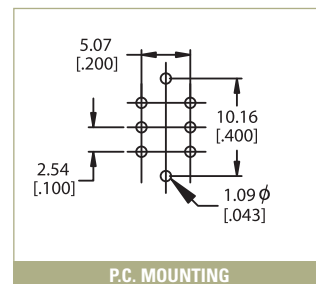
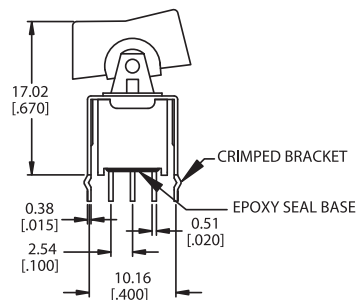
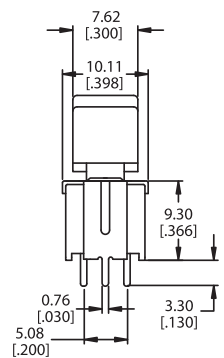
### VS2

DPDT



### VS21

DPDT



### CONTACT MATERIAL OPTIONS

**Q**

Fixed Terminal:	Silver plated copper alloy
Moving Contact:	Silver plated copper alloy
Rating:	3 AMPS @ 120 VAC or 28 VDC; 1.0 AMP @ 250VAC

**R**

Fixed Terminal:	Copper alloy with gold plate over nickel plate
Moving Contact:	Copper alloy with gold plate over nickel plate
Rating:	0.4 VA max. @ 20 VAC or DC max.