

This document is the property of Amphenol Corporation and is delivered on the express condition that it is not to be disclosed, reproduced or used, in whole or in part, for manufacture or sale by anyone other than Amphenol Corporation without its prior consent, and that no right is granted to disclose or to use any information in this document.

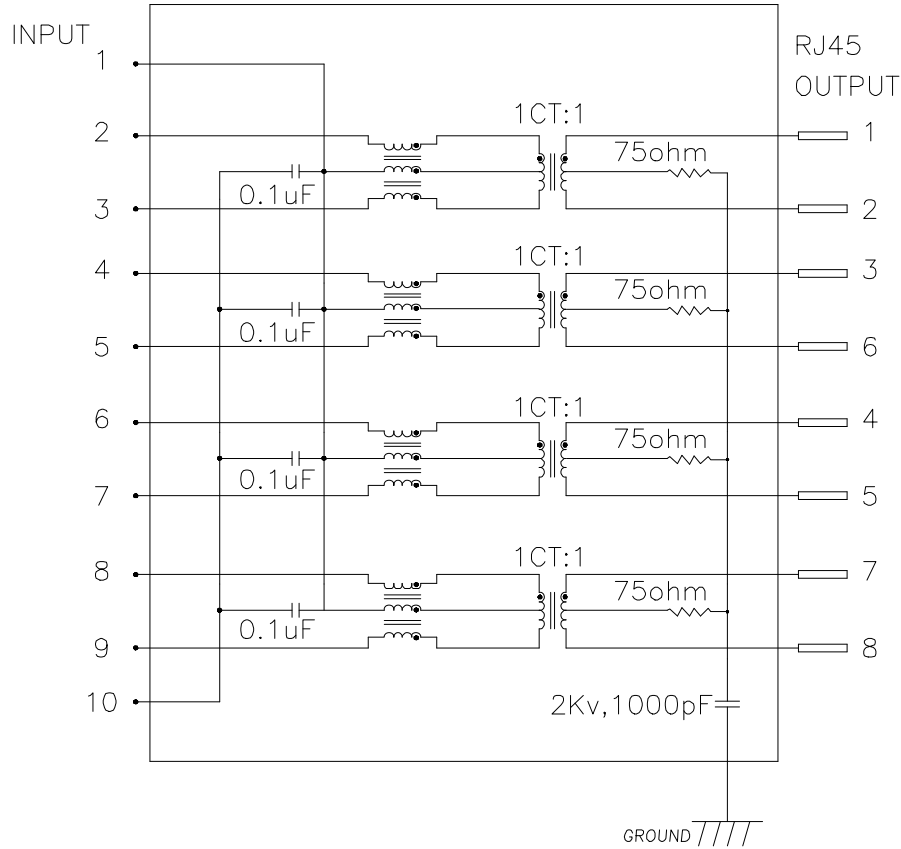
The marking on this product doesn't contain environmental hazardous materials per Material Specification SS-00259 for Sony GP compliant or per directive 2011/65/EU for RoHS compliant.



CUSTOMER DRAWING ORIGINAL

REVISIONS				
SYM	ECN No.	DESCRIPTION	DATE	APPROVED
A	ECN-12-016	NEW RELEASE	3/27/2012	Roger Tsai
B	ECN-12-018	UPDATE BOTTOM VIEW	12/19/2012	Roger Tsai

SCHEMATIC



NOTES:

- MATERIAL:
 - RJ 45 HOUSING: HIGH TEMPERATURE THERMAL PLASTIC UL94V-0
 - SPACER: THERMAL PLASTIC UL94V-0
 - USB 3.0 HOUSING:THERMAL PLASTIC UL94V-0
 - RJ45 CONTACT:PHSPHOR BRONZE
 - USB 3.0 CONTACT: BRASS
 - P_CONTACT:BRASS
 - GROUND CONTACT:BRASS
 - USB3.0 SHELL:STEEL
 - SHELL:STAINLESS STEEL
 - LED:EPOXY RESIN&STELL



2. FINISH:

- RJ45 CONTACT:SELECTIVE GOLD PLATING ON CONTACT AREA, MATTE-TIN 2.54um[100μ"]MIN.PLATING ON SOLDER AREA, NI 1.27um[50μ"] MIN.UNDER PLATING OVER ALL.
- USB3.0 CONTACT:SELECTIVE GOLD PLATING ON CONTACT AREA, MATTE-TIN 2.54um[100μ"] MIN.PLATING ON SOLDER AREA, NI 1.27um[50u"] MIN.UNDER PLATING OVER ALL.
- P-CONTACT:NI 1.27um[50μ"] MIN.UNDERPLATED OVER ALL, 2.032um[80μ"]MIN.MATTE-TIN PLATED ON SOLDER AREA.
- GROUND CONTACT:NI 1.27um[50μ"] MIN.UNDERPLATED OVER ALL, 2.032um[80μ"]MIN. MATTE-TIN PLATED ONSOLDER AREA.
- USB3.0 SHELL:NI 2.032um[80μ"]MIN. OVER ALL.
- LED:MATTE-TIN 2.54um[100μ"] MIN. OVER ALL.
- RECOMMENDED P.C.B THICKNESS : 1.8mm

TRANSFORMER ELECTRICAL SPECIFICATIONS AT 25°

TURNS RATIO	DATA RATE (MHz)	LEDs (L/R)	INSERTION LOSS (dB Min.)	RETURN LOSS 1000±15Ω (dB Max.)			
				1-30 MHz	30-60 MHz	60-80 MHz	80-100 MHz
1CT:1CT	10/100/1000	G-0/Y	-1.2	-18	-16	-12	-10

CROSS TALK (dB MAX.)			DM-CM (dB MAX.)	CM-CM (dB MAX.)	Hi-Pot (Vrms)
1-30 MHz	30-60 MHz	60-100 MHz	1-100 MHz	1-100 MHz	60Hz/1MIN.
-40	-35	-30	-35	-30	1500

USB 3.0 Pin ASSIGNMENTS

Pin NUMBER	SIGNAL NAME	Pin NUMBER	SIGNAL NAME
11&31	VBUS	21&41	SSRX-
12&32	D-	22&42	SSRX+
13&33	D+	23&43	GND
14&34	GND	24&44	SSTX-
SHELL	SHIELD	25&45	SSTX+

TOLERANCE	APPROVALS	DATE	TITLE		PART No.	
X. ±0.35 X.X ±0.25 X.XX ±0.15	DRAWN Devin Yen	12/19/2012	RJmag 1000 Base-T RJ Over Dual USB 3.0 With Led Option		Amphenol® Amphenol Corporation Amphenol Taiwan Corporation	
ANGULAR ±1°	CHECKED Vivian Wen	12/19/2012	UNIT mm	SIZE A3	RJMGM24110XX70XR	
UNLESS OTHERWISE SPECIFIED	APPROVED Roger Tsai	12/19/2012	SCALE NA	SHEET 2 OF 4	DWG No. RJMGM24110XX70XR	REV. B
	DWG TYPE CUST DWG	PROJECT CODE RJMG				

This document is the property of Amphenol Corporation and is delivered on the express condition that it not be disclosed, reproduced or used in whole or in part, for manufacture or sale by anyone other than Amphenol Corporation without its prior consent, and that no right is granted to disclose or to use any information in this document.

The marking on this product doesn't contain environmental hazardous materials per Material Specification SS-00259 for Sony GP compliant or per directive 2011/65/EU for RoHS compliant.

CUSTOMER DRAWING

ORIGINAL

REVISIONS				
SYM	ECN No.	DESCRIPTION	DATE	APPROVED
A	ECN-12-016	NEW RELEASE	3/27/2012	Roger Tsai
B	ECN-12-018	UPDATE BOTTOM VIEW	12/19/2012	Roger Tsai



RJMG24110XX70XR

LED1 RIGHT SIDE

0- No LED (Blocked Hole)

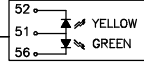
1- Green



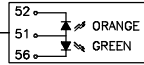
2- Yellow



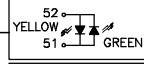
4- Bi-color Green/Yellow, 3 Leads



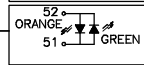
6- Bi-color Green/Orange, 3 Leads



7- Bi-color Green/Yellow, 2 Leads



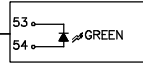
8- Bi-color Green/Orange, 2 Leads



LED2 LEFT SIDE

0- No LED (Blocked Hole)

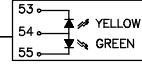
1- Green



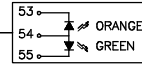
2- Yellow



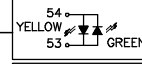
4- Bi-color Green/Yellow, 3 Leads



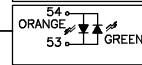
6- Bi-color Green/Orange, 3 Leads



7- Bi-color Green/Yellow, 2 Leads



8- Bi-color Green/Orange, 2 Leads



OPTIONS:

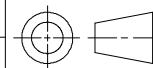
- C- Gold Flash, Stainless steel shield, Tray
- D- Gold Plating, 15μ", Stainless steel shield, Tray
- E- Gold Plating, 30μ", Stainless steel shield, Tray
- F- Gold Plating, 50μ", Stainless steel shield, Tray

NOTE:

1. INDUCTANCE 350uH MIN 100KHz 100mV 8mA DC
2. LED CONFIGURATION

STANDARD LED	WAVELENGTH(λ)	V/ IF=20mA	
		MAX.	Typ.
YELLOW	585nm	2.5 V	2.1 V
ORANGE	605nm	2.5 V	2.1 V
GREEN	570nm	2.5 V	2.1 V

TOLERANCE	APPROVALS	DATE	TITLE			Amphenol®						
X. X.X ±0.35 X.XX ±0.25 X.XXX ±0.15	DRAWN	Devin Yen	12/19/2012	RJMag 1000 Base-T RJ Over Dual USB 3.0 With Led Option			Amphenol Corporation Amphenol Taiwan Corporation					
	CHECKED	Vivian Wen	12/19/2012									
	APPROVED	Roger Tsai	12/19/2012									
ANGULAR ±1°	DWG TYPE	CUST DWG	PROJECT CODE	RJMG	UNIT	mm	SIZE	A3	PART No.	RJMG24110XX70XR		
UNLESS OTHERWISE SPECIFIED					SCALE	NA	SHEET	3 OF 4	DWG No.	RJMG24110XX70XR	REV.	B



This document is the property of Amphenol Corporation and is delivered on the express condition that is not to be disclosed, reproduced or used, in whole or in part, for manufacture or sale by anyone other than Amphenol Corporation without its prior consent, and that no right is granted to disclose or to use any information in this document.

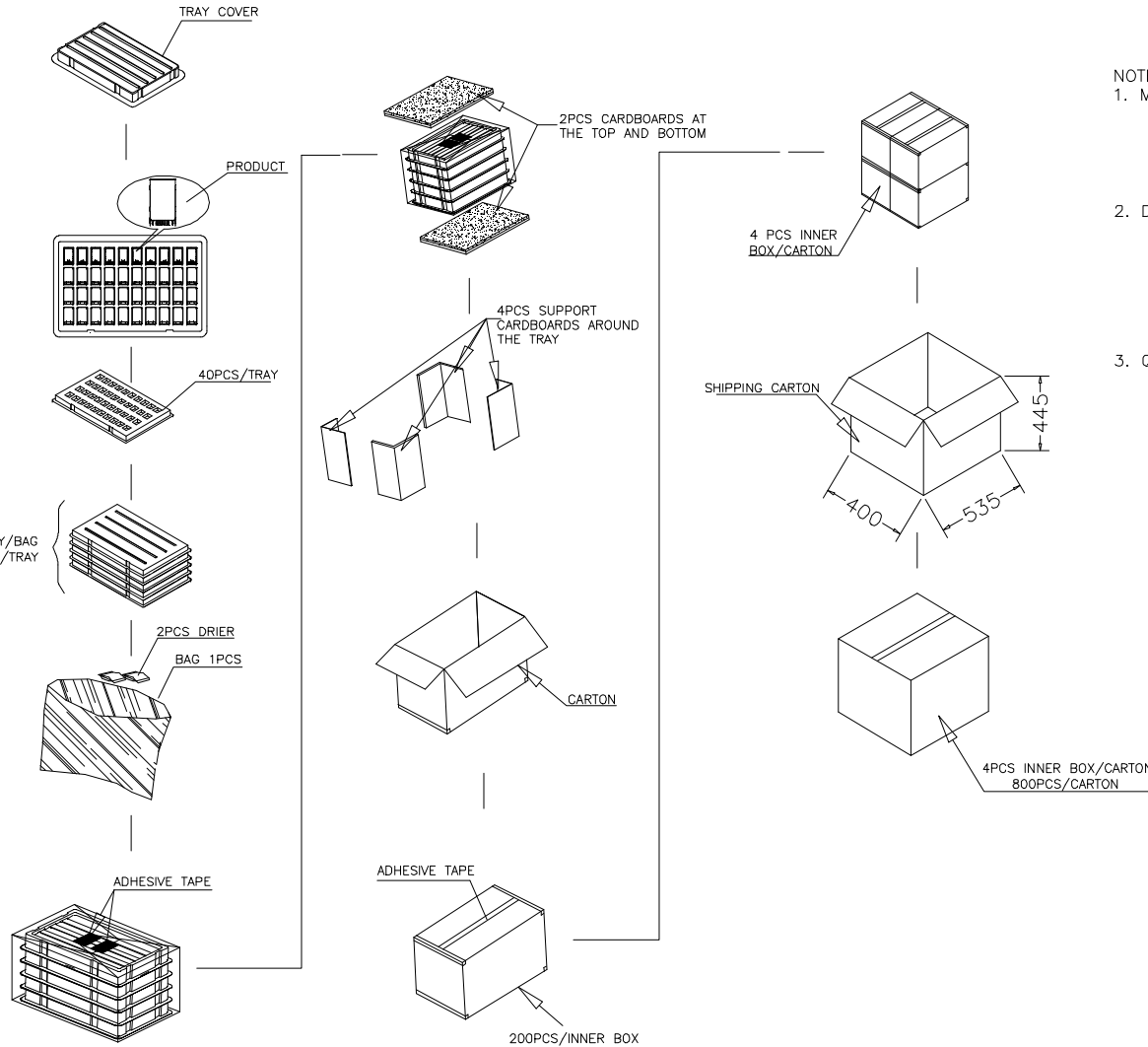
The marking on this product doesn't contain environmental hazardous materials per Material Specification SS-00259 for Sony GP compliant or per directive 2011/65/EU for RoHS compliant.



CUSTOMER DRAWING ORIGINAL



REVISIONS				
SYM	ECN No.	DESCRIPTION	DATE	APPROVED
A	ECN-12-016	NEW RELEASE	3/27/2012	Roger Tsai
B	ECN-12-018	UPDATE BOTTOM VIEW	12/19/2012	Roger Tsai



NOTES: (FOR Tray)

1. MATERIAL:

- TRAY: PS
- TRAY COVER: PET
- BAG: PE
- CARDBOARD/SUPPORT CARDBOARD: CORRUGATED FIBER.
- SHIPPING CARTON/INNER BOX: CORRUGATED FIBER.

2. DIMENSION:

- TRAY: L=350mm, W=232mm, H=35.7mm
- TRAY COVER: L=350mm, W=232mm, H=16.5mm
- PE: L=431mm, W=241mm, H=457mm
- INNER BOX: L=375mm, W=250mm, H=205mm
- CARDBOARD: L=350mm, W=232mm, T=5mm
- SUPPORT CRADBOARD: L=80mm, W=80mm, H=190mm
- SHIPPING CARTON: L=535mm, W=400, H=445mm

3. QUANTITY: 800PCS/CARTON

TOLERANCE	APPROVALS	DATE	TITLE		Amphenol®						
X. ±0.35	DRAWN Devin Yen	12/19/2012	RJmag 1000 Base-T RJ Over Dual USB 3.0 With Led Option		Amphenol Corporation Amphenol Taiwan Corporation						
X.X ±0.25											
X.XX ±0.25	CHECKED Vivian Wen	12/19/2012	APPROVED Roger Tsai		UNIT	mm	SIZE	A3	PART No.	RJMG24110XX70XR	
X.XXX ±0.15	APPROVED Roger Tsai	12/19/2012			SCALE	NA	SHEET	4 OF 4	DWG No.	RJMG24110XX70XR	REV.
ANGULAR ±1°	DWG TYPE CUST DWG	PROJECT CODE RJMG									
UNLESS OTHERWISE SPECIFIED											