



WTB4SL-3P2264VS01

W4

MINIATURE PHOTOELECTRIC SENSORS

**SICK**  
Sensor Intelligence.



Illustration may differ

## Ordering information

| Type              | Part no. |
|-------------------|----------|
| WTB4SL-3P2264VS01 | 1070085  |

Other models and accessories → [www.sick.com/W4](http://www.sick.com/W4)



## Detailed technical data

### Features

|                                    |  |
|------------------------------------|--|
| <b>Functional principle</b>        | Photoelectric proximity sensor   |
| <b>Functional principle detail</b> | Background suppression   |
| <b>Sensing range max.</b>          | 25 mm ... 300 mm <sup>1)</sup>   |
| <b>Sensing range</b>               | 25 mm ... 300 mm <sup>1)</sup>   |
| <b>Emitted beam</b>                |  |
| Light source                       | Laser <sup>2)</sup>  |
| Type of light                      | Visible red light  |
| Light spot size (distance)         | Ø 1 mm (170 mm)  |
| <b>Key laser figures</b>           |  |
| Normative reference                | EN 60825-1:2014, IEC 60825-1:2014 / CDRH 21 CFR 1040.10 & 1040.11              |
| Laser class                        | 1  |
| Wave length                        | 650 nm   |
| <b>Adjustment</b>                  | Single teach-in button, cable  |
| <b>Special features</b>            | External teach<br>Light/dark switching via teach-in and ET (when switched off) |
| <b>Special applications</b>        | Hygienic and washdown zones, Detecting small objects                           |

<sup>1)</sup> Object with 90% remission (based on standard white, DIN 5033).

<sup>2)</sup> Average service life: 50,000 h at T<sub>U</sub> = +25 °C.

<sup>3)</sup> Difference between standard/washdown and hygiene: The essential difference between a standard/washdown product and a hygiene product is that where the process and contact with the medium (activity in the vicinity of the food) are concerned, a hygiene product is designed in accordance with the latest standards and hygiene design guidelines, and materials are selected accordingly.

|                       |                        |
|-----------------------|------------------------|
| <b>Housing design</b> | Washdown <sup>3)</sup> |
| <b>Mounting hole</b>  | M3                     |

<sup>1)</sup> Object with 90% remission (based on standard white, DIN 5033).

<sup>2)</sup> Average service life: 50,000 h at  $T_U = +25\text{ °C}$ .

<sup>3)</sup> Difference between standard/washdown and hygiene: The essential difference between a standard/washdown product and a hygiene product is that where the process and contact with the medium (activity in the vicinity of the food) are concerned, a hygiene product is designed in accordance with the latest standards and hygiene design guidelines, and materials are selected accordingly.

## Safety-related parameters

|                         |  |
|-------------------------|--|
| <b>MTTF<sub>D</sub></b> | 445 years (EN ISO 13849-1) <sup>1)</sup> |
|-------------------------|--|

<sup>1)</sup> Mode of calculation: Parts-Count-calculation.

## Electrical data

|  |   |
|--|---|
| <b>Supply voltage <math>U_B</math></b> | 10 V DC ... 30 V DC <sup>1)</sup>                     |
| <b>Ripple</b>                          | $< 5\text{ V}_{pp}$ <sup>2)</sup>                     |
| <b>Current consumption</b>             | 30 mA <sup>3)</sup>                                   |
| <b>Protection class</b>                | III   |
| <b>Digital output</b>                  |   |
| Type                                   | PNP <sup>4)</sup>                                     |
| Switching mode                         | Light/dark switching <sup>4)</sup>                    |
| Output current $I_{max}$               | $\leq 100\text{ mA}$                                  |
| Response time                          | $\leq 0.5\text{ ms}$ <sup>5)</sup>                    |
| Switching frequency                    | 1,000 Hz <sup>6)</sup>                                |
| <b>Output function</b>                 | Complementary   |
| <b>Circuit protection</b>              | A <sup>7)</sup><br>B <sup>8)</sup><br>C <sup>9)</sup> |

<sup>1)</sup> Limit values when operated in short-circuit protected network: max. 8 A.

<sup>2)</sup> May not exceed or fall below  $U_V$  tolerances.

<sup>3)</sup> Without load.

<sup>4)</sup> Q = light switching.

<sup>5)</sup> Signal transit time with resistive load.

<sup>6)</sup> With light/dark ratio 1:1.

<sup>7)</sup> A =  $V_S$  connections reverse-polarity protected.

<sup>8)</sup> B = inputs and output reverse-polarity protected.

<sup>9)</sup> C = interference suppression.

## Mechanical data

|                               |   |
|-------------------------------|---|
| <b>Housing</b>                | Rectangular   |
| <b>Design detail</b>          | Slim  |
| <b>Dimensions (W x H x D)</b> | 15.3 mm x 55.4 mm x 22.2 mm                         |
| <b>Connection</b>             | Male connector M8, 4-pin <sup>1)</sup>              |
| <b>Material</b>               |   |
| Housing                       | Stainless steel, Stainless steel V4A (1.4404, 316L) |
| Front screen                  | Plastic, PMMA                                       |

<sup>1)</sup> Max. tightening torque: 0.6 Nm.

|               |      |
|---------------|------|
| <b>Weight</b> | 40 g |
|---------------|------|

<sup>1)</sup> Max. tightening torque: 0.6 Nm.

## Ambient data

|   |   |
|---|---|
| <b>Enclosure rating</b>                       | IP66<br>IP67<br>IP68<br>IP69K <sup>1)</sup> |
| <b>Ambient operating temperature</b>          | -10 °C ... +50 °C                           |
| <b>Ambient operating temperature extended</b> | -30 °C ... +55 °C <sup>2) 3)</sup>          |
| <b>Ambient temperature, storage</b>           | -30 °C ... +70 °C                           |
| <b>RoHS certificate</b>                       | ✓   |

<sup>1)</sup> Only in case of correctly mounted IP69K connecting cable.

<sup>2)</sup> As of  $T_a = 50\text{ °C}$ , a max. supply voltage  $V_{max.} = 24\text{ V}$  and a max. load current  $I_{max.} = 50\text{ mA}$  is permitted.

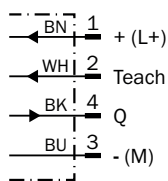
<sup>3)</sup> Operation below  $T_u -10\text{ °C}$  is possible if the sensor is already switched on at  $T_u > -10\text{ °C}$ , then cools down, and the supply voltage is subsequently not switched off. Switching on below  $T_u -10\text{ °C}$  is not permissible.

## Classifications

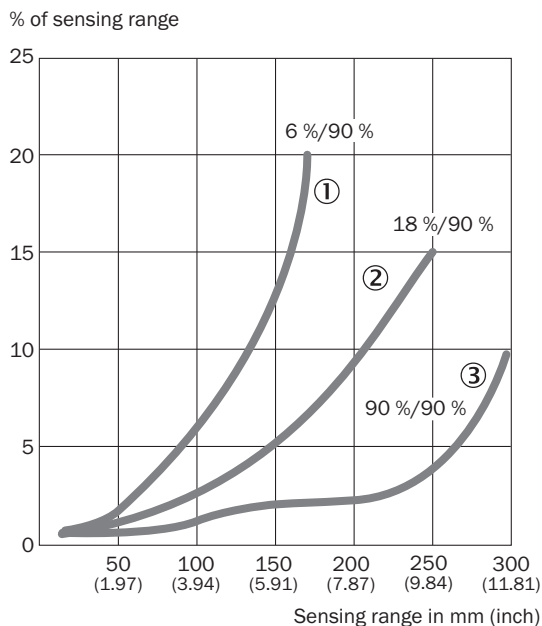
|                       |          |
|-----------------------|----------|
| <b>ECLASS 5.0</b>     | 27270904 |
| <b>ECLASS 5.1.4</b>   | 27270904 |
| <b>ECLASS 6.0</b>     | 27270904 |
| <b>ECLASS 6.2</b>     | 27270904 |
| <b>ECLASS 7.0</b>     | 27270904 |
| <b>ECLASS 8.0</b>     | 27270904 |
| <b>ECLASS 8.1</b>     | 27270904 |
| <b>ECLASS 9.0</b>     | 27270904 |
| <b>ECLASS 10.0</b>    | 27270904 |
| <b>ECLASS 11.0</b>    | 27270904 |
| <b>ECLASS 12.0</b>    | 27270903 |
| <b>ETIM 5.0</b>       | EC002719 |
| <b>ETIM 6.0</b>       | EC002719 |
| <b>ETIM 7.0</b>       | EC002719 |
| <b>ETIM 8.0</b>       | EC002719 |
| <b>UNSPSC 16.0901</b> | 39121528 |

## Connection diagram

Cd-547

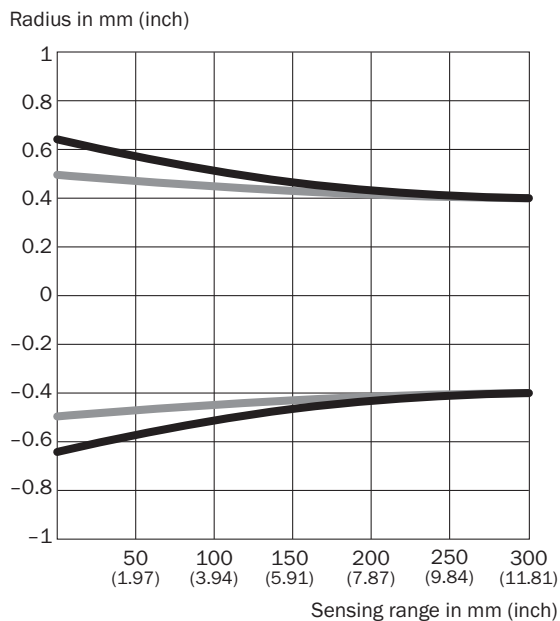


### Characteristic curve



- ① Sensing range on black, 6% remission factor
- ② Sensing range on gray, 18% remission factor
- ③ Sensing range on white, 90% remission factor

### Light spot size



#### Dimensions in mm (inch)

| Sensing range                   | Vertical      | Horizontal    |
|---------------------------------|---------------|---------------|
| <b>50 mm</b><br><b>(1.97)</b>   | 1.2<br>(0.05) | 1.0<br>(0.04) |
| <b>100 mm</b><br><b>(3.94)</b>  | 1.1<br>(0.04) | 1.0<br>(0.04) |
| <b>200 mm</b><br><b>(7.87)</b>  | 0.9<br>(0.04) | 0.9<br>(0.04) |
| <b>300 mm</b><br><b>(11.81)</b> | 0.8<br>(0.03) | 0.8<br>(0.03) |

— Vertical  
— Horizontal



## SICK AT A GLANCE

SICK is one of the leading manufacturers of intelligent sensors and sensor solutions for industrial applications. A unique range of products and services creates the perfect basis for controlling processes securely and efficiently, protecting individuals from accidents and preventing damage to the environment.

We have extensive experience in a wide range of industries and understand their processes and requirements. With intelligent sensors, we can deliver exactly what our customers need. In application centers in Europe, Asia and North America, system solutions are tested and optimized in accordance with customer specifications. All this makes us a reliable supplier and development partner.

Comprehensive services complete our offering: SICK LifeTime Services provide support throughout the machine life cycle and ensure safety and productivity.

For us, that is “Sensor Intelligence.”

## WORLDWIDE PRESENCE:

Contacts and other locations –[www.sick.com](http://www.sick.com)