

Chip Bead

ABSJ Series ISO9001 | ISO14001 | IATF16949



- Noise
Suppression
- Shield
- Multilayer
- Ferrite
- General
Signal line

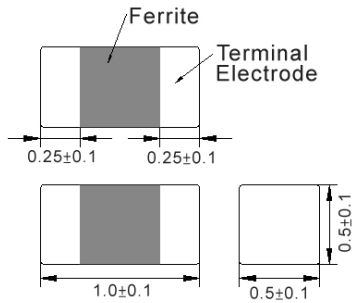
Part Numbering

A	BSJ	00	100505	600	Y	00
Grade	Series Name	Control Code	Dimensions Code (mm)	Impedance (Ω)	Tolerance	Internal Code
			100505 1.0x0.5x0.5	600 60	Y ±25%	
			160808 1.6x0.8x0.8	121 120		
				102 1000		

This specification applies to Multilayer Chip ferrite Bead for Automotive Electronics based on AEC-Q200 except for Power train and Safety.

ABSJ00100505 Type

■ Dimensions



unit:mm

■ Recommended Land Pattern



unit:mm

■ Electrical Characteristics

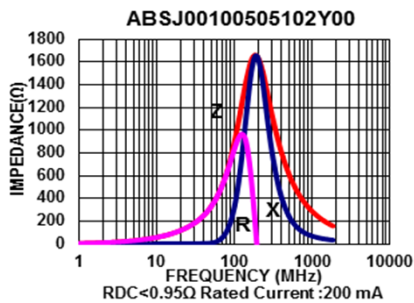
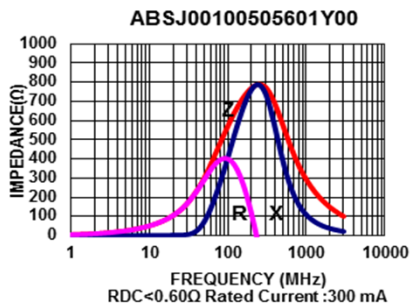
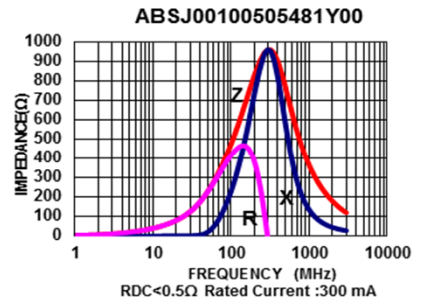
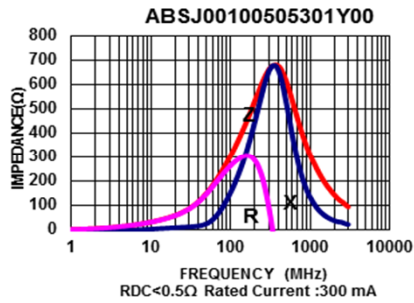
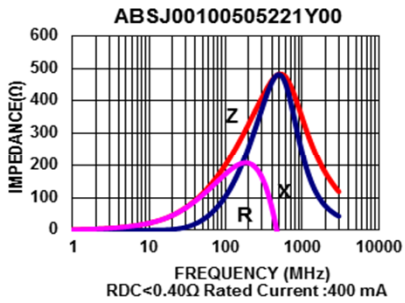
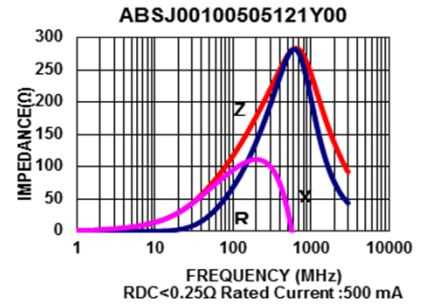
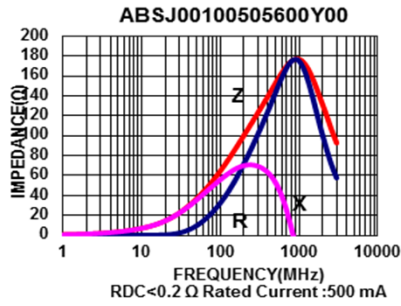
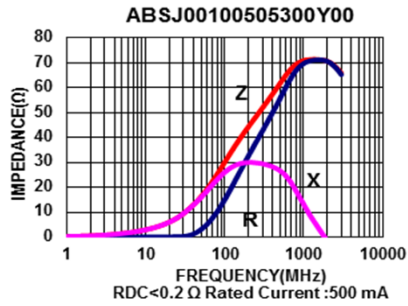
Part No.	Impedance (Ω)	Test Freq.	RDC (Ω)Max.	Rated Current (mA)Max.
ABSJ00100505300Y00	30	100 MHz, 200 mV	0.20	500
ABSJ00100505600Y00	60	100 MHz, 200 mV	0.20	500
ABSJ00100505121Y00	120	100 MHz, 200 mV	0.25	500
ABSJ00100505221Y00	220	100 MHz, 200 mV	0.40	400
ABSJ00100505301Y00	300	100 MHz, 200 mV	0.50	300
ABSJ00100505481Y00	480	100 MHz, 200 mV	0.50	300
ABSJ00100505601Y00	600	100 MHz, 200 mV	0.60	300
ABSJ00100505102Y00	1000	100 MHz, 200 mV	0.95	200

Note: When ordering, please specify tolerance code. Tolerance: Y=±25%

1. Operating temperature range - 55°C ~ 125°C
2. Rate Current : Applied the current to coils, the temperature rise shall not be more than 30°C
3. Measure Equipment:
Z: HP4291A
RDC: HP4338B or CHEN HWA 502

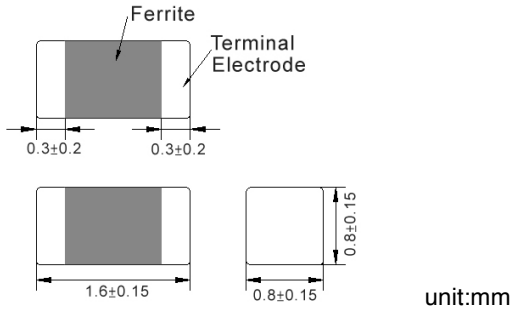
ABSJ00100505 Type

Characteristics Graph

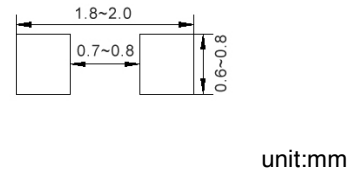


ABSJ00160808 Type

■ Dimensions



■ Recommended Land Pattern



■ Electrical Characteristics

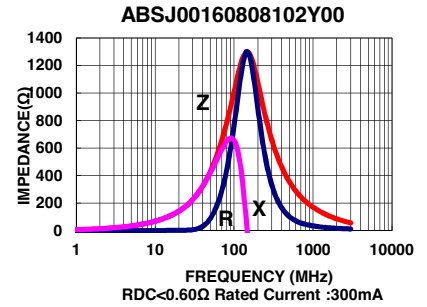
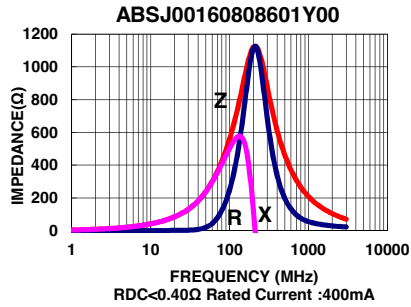
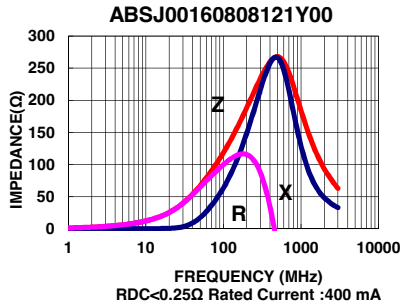
Part No.	Impedance (Ω)	Test Freq.	RDC (Ω)Max.	Rated Current (mA)Max.
ABSJ00160808121Y00	120	100 MHz,200 mV	0.25	400
ABSJ00160808601Y00	600	100 MHz,200 mV	0.40	400
ABSJ00160808102Y00	1000	100 MHz,200 mV	0.60	300

Note: When ordering, please specify tolerance code. Tolerance: Y= \pm 25%

1. Operating temperature range - 55°C ~ 125°C
2. Rate Current : Applied the current to coils, the temperature rise shall not be more than 30°C
3. Measure Equipment:
RDC: HP4338B or CHEN HWA 502

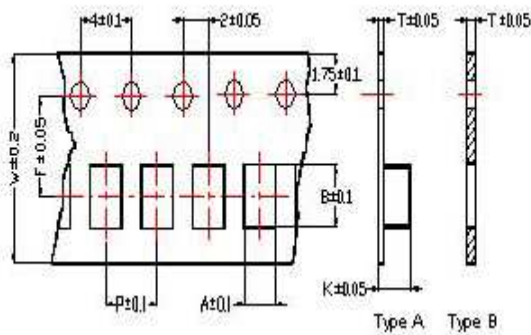
ABSJ00160808 Type

■ Characteristics Graph



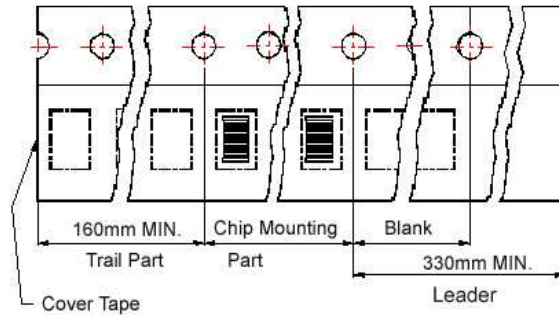
Packaging

Tape Dimensions

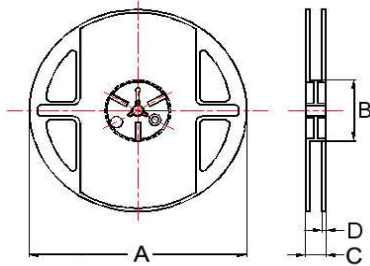


Tape Material

Carrier Tape: Polycarbonate (Tape A)
 Carrier Tape: Paper (Tape B)
 Cover Tape: Polystyrene



Reel Dimensions



Dimensions in mm

TYPE	Tape Dimensions								Reel Dimensions				Quantity PCS / Reel
	A	B	T	W	P	F	K	Tape	A	B	C	D	
ABSJ00100505	0.62	1.12	0.60	8	2	3.5	-	B	178	60	12	2	10000
ABSJ00160808	1.05	1.85	0.95	8	4	3.5	-	B	178	60	12	2	4000

For More Information:

Americas - prodinfo_power_americas@yageo.com | Europe - prodinfo_power_emea@yageo.com | Asia - prodinfo_power_asia@yageo.com

Performance warranty of products offered on this data sheet is limited to the parameters specified. Data is subject to change without notice. Other brand and product names mentioned herein may be trademarks or registered trademarks of their respective owners. © Copyright, 2022. Pulse Electronics, Inc. All rights reserved.