



Illustration may differ



Ordering information

| Type | Part no. |
|-------------|----------|
| WF50-60B410 | 6028440 |

Other models and accessories → www.sick.com/WF

Detailed technical data

Features

| | |
|--|---|
| Functional principle | Fork sensor |
| Functional principle detail | Optical detection principle |
| Dimensions (W x H x D) | 10 mm x 80 mm x 74 mm |
| Fork width | 50 mm |
| Fork depth | 59 mm |
| Minimum detectable object (MDO) | 0.2 mm |
| Label detection | ✓ |
| Light source | LED, infrared |
| Wave length | 850 nm |
| Adjustment | Plus/minus button (Sensitivity, light/dark switching, key lock) |
| Teach-in mode | – |
| Output function | Light/darkswitching, selectable via button |

Mechanics/electronics

| | |
|---|--|
| Current consumption | 40 mA |
| Switching frequency | 10 kHz ¹⁾ |
| Response time | 100 µs |
| Stability of response time | ± 20 µs |
| Jitter | 40 µs |
| Switching output | PNP/NPN |
| Switching output (voltage) | PNP: HIGH = $U_V \leq 2 \text{ V}$ / LOW approx. 0 V NPN: HIGH = approx. U_V / LOW $\leq 2 \text{ V}$ |
| Switching mode | Light/dark switching |
| Output current I_{max} | 100 mA |

¹⁾ With light/dark ratio 1:1.

²⁾ Reference voltage DC 50 V.

³⁾ Depending on fork width.

| | |
|----------------------------|--|
| Initialization time | 100 ms |
| Connection type | Male connector M8, 4-pin |
| Protection class | III ²⁾ |
| Circuit protection | U _V connections, reverse polarity protected Output Q short-circuit protected Interference pulse suppression |
| Enclosure rating | IP65 |
| Weight | Approx. 36 g ... 160 g ³⁾ |
| Housing material | Metal, Aluminum |

¹⁾ With light/dark ratio 1:1.

²⁾ Reference voltage DC 50 V.

³⁾ Depending on fork width.

Safety-related parameters

| | |
|-------------------------|----------|
| MTTF_D | 97 years |
| DC_{avg} | 0 % |

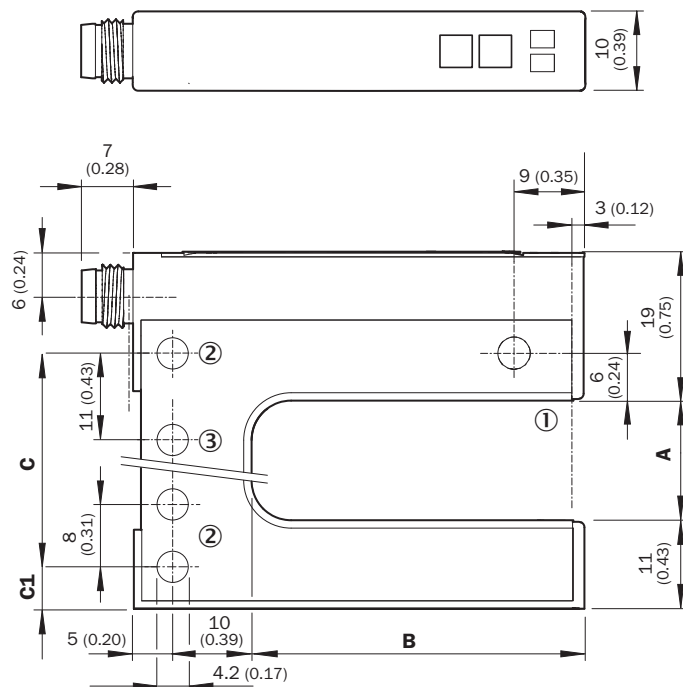
Ambient data

| | |
|-------------------------------|----------------------------|
| Ambient light immunity | ≤ 10,000 lx |
| Shock load | According to EN 60068-2-27 |
| UL File No. | NRKH.E191603 |

Classifications

| | |
|-----------------------|----------|
| ECLASS 5.0 | 27270909 |
| ECLASS 5.1.4 | 27270909 |
| ECLASS 6.0 | 27270909 |
| ECLASS 6.2 | 27270909 |
| ECLASS 7.0 | 27270909 |
| ECLASS 8.0 | 27270909 |
| ECLASS 8.1 | 27270909 |
| ECLASS 9.0 | 27270909 |
| ECLASS 10.0 | 27270909 |
| ECLASS 11.0 | 27270909 |
| ECLASS 12.0 | 27270909 |
| ETIM 5.0 | EC002720 |
| ETIM 6.0 | EC002720 |
| ETIM 7.0 | EC002720 |
| ETIM 8.0 | EC002720 |
| UNSPSC 16.0901 | 39121528 |

Dimensional drawing (Dimensions in mm (inch))



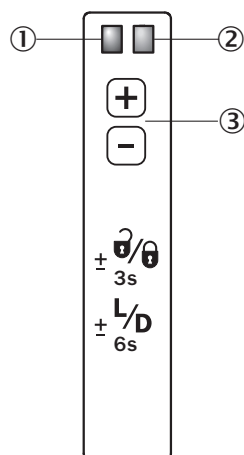
- ① Optical axis
- ② Mounting hole, \varnothing 4.2 mm
- ③ WF50/80/120 only

Dimensions in mm (inch)

| | A Fork width | B Fork depth | C | C1 |
|--------------|-----------------|------------------------------|---------------|---------------|
| WF2 | 2 (0.08) | 42/59/95 (1.65/2.32/3.74) | 14 (0.55) | 5 (0.20) |
| WF5 | 5 (0.20) | 42/59/95 (1.65/2.32/3.74) | 14 (0.55) | 6.5 (0.20) |
| WF15 | 15 (0.59) | 42/59/95 (1.65/2.32/3.74) | 27 (1.06) | 5 (0.20) |
| WF30 | 30 (1.18) | 42/59/95 (1.65/2.32/3.74) | 42 (1.65) | 5 (0.20) |
| WF50 | 50 (1.97) | 42/59/95 (1.65/2.32/3.74) | 51 (2.01) | 16 (0.63) |
| WF80 | 80 (3.15) | 42/59/95 (1.65/2.32/3.74) | 81 (3.19) | 16 (0.63) |
| WF120 | 120 (4.72) | 42/59/95 (1.65/2.32/3.74) | 121 (4.76) | 16 (0.63) |

Adjustments

Adjustment: plus/minus buttons (WFxx-B410)



- ① Function signal indicator (yellow), switching output
- ② Function indicator (red)
- ③ “+”/“-” buttons and function button

Connection diagram

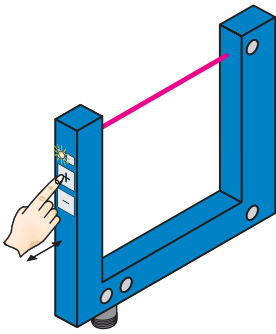
Cd-086



Concept of operation

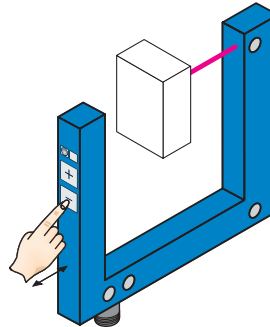
Setting the switching threshold via plus/minus buttons (WFxx-B410)

1. No object in the beam path



The yellow function indicator illuminates when the light received is at its optimum level. If necessary, increase sensitivity using the "+" button.



2. Object in the beam path



Yellow function indicator goes out. If necessary, reduce sensitivity using the "-" button.

Recommended accessories

Other models and accessories → www.sick.com/WF

| | Brief description | Type | Part no. |
|---|--|--------------------|----------|
| Plug connectors and cables | | | |
|  | <ul style="list-style-type: none"> • Connection type head A: Female connector, M8, 4-pin, straight, A-coded • Connection type head B: Flying leads • Signal type: Sensor/actuator cable • Cable: 5 m, 4-wire, PVC • Description: Sensor/actuator cable, unshielded • Application: Zones with chemicals | YF8U14-050VA3XLEAX | 2095889 |
|  | <ul style="list-style-type: none"> • Connection type head A: Male connector, M8, 4-pin, straight • Description: Unshielded • Connection systems: Screw-type terminals • Permitted cross-section: 0.14 mm² ... 0.5 mm² | STE-0804-G | 6037323 |

SICK AT A GLANCE

SICK is one of the leading manufacturers of intelligent sensors and sensor solutions for industrial applications. A unique range of products and services creates the perfect basis for controlling processes securely and efficiently, protecting individuals from accidents and preventing damage to the environment.

We have extensive experience in a wide range of industries and understand their processes and requirements. With intelligent sensors, we can deliver exactly what our customers need. In application centers in Europe, Asia and North America, system solutions are tested and optimized in accordance with customer specifications. All this makes us a reliable supplier and development partner.

Comprehensive services complete our offering: SICK LifeTime Services provide support throughout the machine life cycle and ensure safety and productivity.

For us, that is “Sensor Intelligence.”

WORLDWIDE PRESENCE:

Contacts and other locations –www.sick.com