




# GTE20M-1IRC1170ZZZ

G20

COMPACT PHOTOELECTRIC SENSORS

**SICK**  
Sensor Intelligence.



## Ordering information

| Type               | Part no. |
|--------------------|----------|
| GTE20M-1IRC1170ZZZ | 1120839  |

Other models and accessories → [www.sick.com/G20](http://www.sick.com/G20)

Illustration may differ



## Detailed technical data

### Features

|   |   |
|---|---|
| <b>Functional principle</b>   | Photoelectric proximity sensor  |
| <b>Functional principle detail</b>  | Energetic   |
| <b>Sensing range</b>  |   |
| Sensing range min.  | 0.005 m   |
| Sensing range max.  | 3.5 m   |
| Reference object  | Object with 90% remission factor (complies with standard white according to DIN 5033) |
| <b>Emitted beam</b>   |   |
| Light source  | LED   |
| Type of light   | Infrared light  |
| Shape of light spot   | Rectangular   |
| Light spot size (distance)  | Ø 28 mm (500 mm)  |
| Maximum dispersion of the emitted beam around the standardized transmission axis (squint angle) | < +/- 1.5° (at Ta = +23 °C)   |
| <b>Key LED figures</b>  |   |
| Normative reference   | EN 62471:2008-09   IEC 62471:2006, modified   |
| LED risk group marking  | Free group  |
| Wave length   | 850 nm  |
| Average service life  | 100,000 h at Ta = +25 °C  |
| <b>Adjustment</b>   |   |
| Potentiometer   | For sensitivity adjustment, 270°  |
| <b>Indication</b>   |   |
| LED green   | Operating indicator<br>Static on: power on<br>Static off: object not present          |
| LED yellow  | Status of received light beam   |

|  |   |
|--|---|
|  | Static on: object present<br>Static off: object not present |
|--|---|

### Electrical data

|  |  |
|--|--|
| <b>Supply voltage <math>U_b</math></b> | 21.6 V AC/DC ... 253 V AC/DC   |
| <b>Ripple</b>                          | < 10 %   |
| <b>Usage category</b>                  | DC-13 (according to EN 60947-1)<br>AC-15 (according to EN 60947-1)   |
| <b>Current consumption</b>             | ≤ 10 mA, ≤ 45 mA, Without load At 230 V AC/DC, Without load At 24 V AC/DC  |
| <b>Protection class</b>                | II   |
| <b>Digital output</b>                  |  |
| Number                                 | 2 (Complementary)  |
| Type                                   | Relay, SPDT, electrically isolated <sup>1)</sup>   |
| Output current $I_{max}$               | 4 A@250 V AC, 4 A@24 VDC, 0.11 A@250 V DCUL: 4 A@250 V AC, general use4 A @ 250 V AC, resistive (NO)3 A @ 250 V AC, resistive (NC)4 A @ 24 V DC, NO, general use3 A @ 24 V DC, NC, general useR300/B300 (NO contacts only) |
| Response time                          | ≤ 15 ms  |
| Switching frequency                    | 10 Hz <sup>2)</sup>  |
| <b>Pin/Wire assignment</b>             |  |
| BN                                     | + (L+)   |
| BU                                     | N  |
| WH                                     | Relay COM  |
| BK                                     | Relay NO<br>Relay output, light switching, object present → output HIGH  |
| GY                                     | Relay NC<br>Relay output, dark switching, object present → output LOW  |

<sup>1)</sup> Valid only for devices manufactured before June 18, 2023 with a date code of 2324 or earlier. Suitable arc suppression with inductive or capacitive load. Relay contacts are separated from the supply voltage by a base insulation of 3.2 mm. Depending on the application, additional insulation may be required in the user wiring.

<sup>2)</sup> With light/dark ratio 1:1.

### Mechanical data

|                               |                           |
|-------------------------------|---------------------------|
| <b>Housing</b>                | Rectangular               |
| <b>Dimensions (W x H x D)</b> | 23.5 mm x 74.5 mm x 63 mm |
| <b>Connection</b>             | Cable, 5-wire, 2 m        |
| <b>Connection detail</b>      |                           |
| Deep-freeze property          | Do not bend below 0 °C    |
| Conductor size                | 0.32 mm <sup>2</sup>      |
| Cable diameter                | Ø 5 mm                    |
| Length of cable (L)           | 2 m                       |
| <b>Material</b>               |                           |
| Housing                       | Plastic, ABS              |
| Front screen                  | Plastic, PMMA             |
| Cable                         | PVC                       |
| <b>Weight</b>                 | Approx. 153 g             |

Ambient data

|  |   |
|--|---|
| <b>Enclosure rating</b>                    | IP67 (EN 60529)   |
| <b>Ambient operating temperature</b>       | -30 °C ... +60 °C <sup>1)</sup>   |
| <b>Ambient temperature, storage</b>        | -40 °C ... +70 °C   |
| <b>Typ. Ambient light immunity</b>         | Sunlight: ≤ 20,000 lx   |
| <b>Shock resistance</b>                    | 30 g, 11 ms (3 positive and 3 negative shocks along X, Y, Z axes, 18 total shocks (EN60068-2-27)) |
| <b>Vibration resistance</b>                | 10 Hz ... 1,000 Hz (Amplitude 1 mm, 3 x 30 min (EN60068-2-6))                                     |
| <b>Air humidity</b>                        | 35 % ... 95 %, Relative humidity (no condensation)  |
| <b>Electromagnetic compatibility (EMC)</b> | EN 60947-5-2, EN 61000-6-3  |
| <b>UL File No.</b>                         | NRKH.E348498 & NRKH7.E348498  |

<sup>1)</sup> The max. ambient temperature is 50 °C (UL).

Classifications

|                       |          |
|-----------------------|----------|
| <b>ECLASS 5.0</b>     | 27270904 |
| <b>ECLASS 5.1.4</b>   | 27270904 |
| <b>ECLASS 6.0</b>     | 27270904 |
| <b>ECLASS 6.2</b>     | 27270904 |
| <b>ECLASS 7.0</b>     | 27270904 |
| <b>ECLASS 8.0</b>     | 27270904 |
| <b>ECLASS 8.1</b>     | 27270904 |
| <b>ECLASS 9.0</b>     | 27270904 |
| <b>ECLASS 10.0</b>    | 27270904 |
| <b>ECLASS 11.0</b>    | 27270904 |
| <b>ECLASS 12.0</b>    | 27270903 |
| <b>ETIM 5.0</b>       | EC002719 |
| <b>ETIM 6.0</b>       | EC002719 |
| <b>ETIM 7.0</b>       | EC002719 |
| <b>ETIM 8.0</b>       | EC002719 |
| <b>UNSPSC 16.0901</b> | 39121528 |

## Adjustments

Display and adjustment elements



② LED yellow

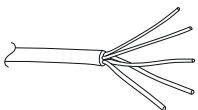
Display and adjustment elements



- ① LED green
- ② LED yellow
- ③ Potentiometer

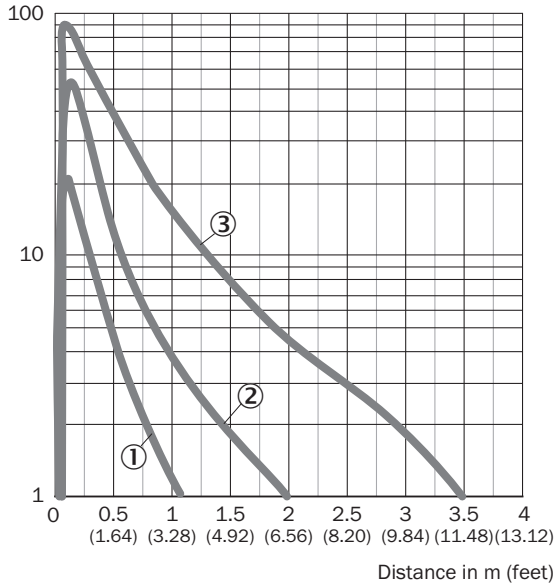
## Connection type

Cable, 5-wire



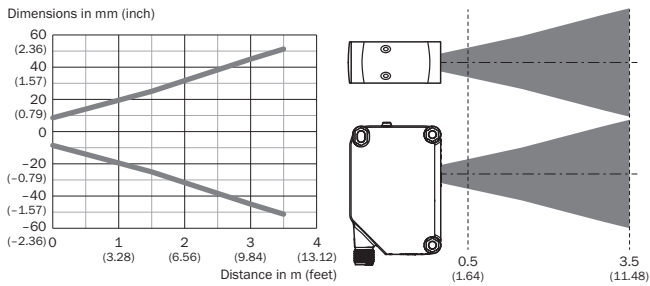
### Characteristic curve

Operating reserve

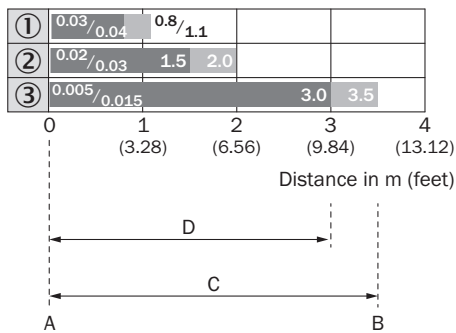


- ① Black object, 6% remission factor
- ② Gray object, 18% remission factor
- ③ White object, 90% remission factor

### Light spot size

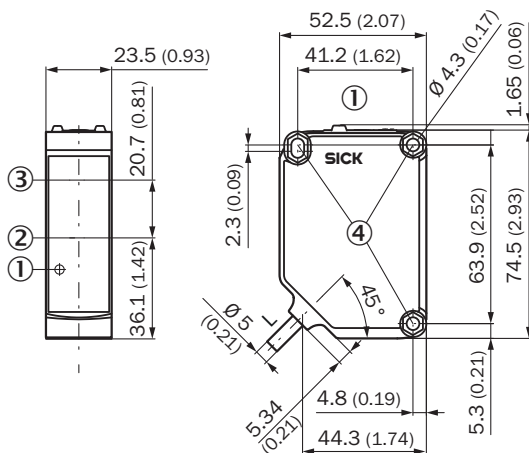


### Sensing range diagram



|   |  |
|---|--|
| 1 | Black object, 6% remission factor                |
| 2 | Gray object, 18% remission factor                |
| 3 | White object, 90% remission factor               |
| A | Sensing range min. in m                          |
| B | Sensing range max. in m                          |
| C | Maximum distance range from sensor to object     |
| D | Recommended distance range from sensor to object |

### Dimensional drawing (Dimensions in mm (inch))





For length of cable (L), see technical data

- ① Display and adjustment elements
- ② Center of optical axis, sender
- ③ Center of optical axis, receiver
- ④ Fixing hole  $\varnothing$  4.3 mm, both sides for hexagon nut M4

### Recommended accessories

Other models and accessories → [www.sick.com/G20](http://www.sick.com/G20)

|   | Brief description  | Type       | Part no. |
|---|--|------------|----------|
| <b>Mounting brackets and plates</b>   |  |            |          |
|  | Mounting bracket, Stainless steel V2A (1.4301), 2 screws, 2 nuts, 2 circlips, 2 washers for mounting the sensor  | BEF-W280   | 5313885  |
| <b>Plug connectors and cables</b>   |  |            |          |
|  | <ul style="list-style-type: none"> <li>• <b>Connection type head A:</b> Male connector, M12, 5-pin, straight</li> <li>• <b>Description:</b> Unshielded, Head A: male connector, M12, 5-pin, straight, unshielded, for cable diameter 4 mm ... 6 mm Head B: -</li> <li>• <b>Connection systems:</b> Screw-type terminals</li> <li>• <b>Permitted cross-section:</b> <math>\leq 0.75 \text{ mm}^2</math></li> <li>• <b>Note:</b> For field bus technology</li> </ul> | STE-1205-G | 6022083  |

## SICK AT A GLANCE

SICK is one of the leading manufacturers of intelligent sensors and sensor solutions for industrial applications. A unique range of products and services creates the perfect basis for controlling processes securely and efficiently, protecting individuals from accidents and preventing damage to the environment.

We have extensive experience in a wide range of industries and understand their processes and requirements. With intelligent sensors, we can deliver exactly what our customers need. In application centers in Europe, Asia and North America, system solutions are tested and optimized in accordance with customer specifications. All this makes us a reliable supplier and development partner.

Comprehensive services complete our offering: SICK LifeTime Services provide support throughout the machine life cycle and ensure safety and productivity.

For us, that is “Sensor Intelligence.”

## WORLDWIDE PRESENCE:

Contacts and other locations –[www.sick.com](http://www.sick.com)