



WLL260-E240

WLL260

FIBER-OPTIC SENSORS

SICK
Sensor Intelligence.



Illustration may differ



Ordering information

Type	Part no.
WLL260-E240	6020063

Included in delivery: BEF-W260 (1)

Other models and accessories → www.sick.com/WLL260

Detailed technical data

Features

Device type	Fiber-optic sensors
Device type detail	Stand-alone
Dimensions (W x H x D)	25 mm x 77.8 mm x 63 mm
Housing design (light emission)	Rectangular
Sensing range max.	0 mm ... 65 mm (Proximity system) ^{1) 2)} 0 mm ... 110 mm (Proximity system) ^{1) 3)} 0 mm ... 800 mm (Through-beam system) ²⁾
Sensing range	0 mm ... 50 mm, Proximity system ²⁾ 0 mm ... 90 mm, Proximity system ³⁾ 0 mm ... 700 mm, Through-beam system ²⁾
Type of light	Visible red light
Light source	LED ⁴⁾
Adjustment	Potentiometer, 270°
Indication	LED

¹⁾ Object with 90% remission (based on standard white, DIN 5033).

²⁾ LIS/LIB.

³⁾ With special fibre-optic cable.

⁴⁾ Average service life: 100,000 h at T_U = +25 °C.

Mechanics/electronics

Supply voltage U_B	10 V DC ... 30 V DC ¹⁾
Ripple	$\leq 5 V_{pp}$ ²⁾
Current consumption	35 mA ³⁾
Switching output	NPN
Switching mode	Light/dark switching
Switching mode selector	Selectable via light/dark selector
Response time	$\leq 0.7 ms$ ⁴⁾
Switching frequency	700 Hz ⁵⁾
Connection type	Cable gland
Circuit protection	A ⁶⁾ B ⁷⁾ C ⁸⁾ D ⁹⁾
Protection class	II ¹⁰⁾
Weight	120 g
Housing material	Plastic, ABS
Enclosure rating	IP66
Items supplied	Mounting bracket BEF-W260
Test input sender off	TE to 0 V
Ambient operating temperature	-25 °C ... +55 °C
Ambient temperature, storage	-40 °C ... +70 °C
UL File No.	NRNT2.E128350 & NRNT8.E128350

¹⁾ Limit values when operated in short-circuit protected network: max. 8 A.

²⁾ May not exceed or fall below U_V tolerances.

³⁾ Without load.

⁴⁾ Signal transit time with resistive load.

⁵⁾ With light/dark ratio 1:1.

⁶⁾ A = V_S connections reverse-polarity protected.

⁷⁾ B = inputs and output reverse-polarity protected.

⁸⁾ C = interference suppression.

⁹⁾ D = outputs overcurrent and short-circuit protected.

¹⁰⁾ Reference voltage: 50 V DC.

Safety-related parameters

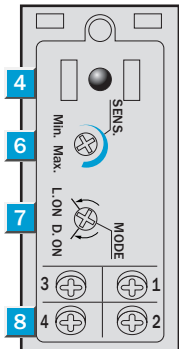
MTTF_D	838 years
DC_{avg}	0 %

Classifications

ECLASS 5.0	27270905
ECLASS 5.1.4	27270905
ECLASS 6.0	27270905
ECLASS 6.2	27270905
ECLASS 7.0	27270905
ECLASS 8.0	27270905

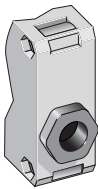
ECLASS 8.1	27270905
ECLASS 9.0	27270905
ECLASS 10.0	27270905
ECLASS 11.0	27270905
ECLASS 12.0	27270905
ETIM 5.0	EC002651
ETIM 6.0	EC002651
ETIM 7.0	EC002651
ETIM 8.0	EC002651
UNSPSC 16.0901	39121528

Adjustments



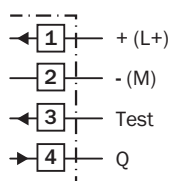
- ④ LED signal strength indicator, red
- ⑥ Sensitivity control
- ⑦ Light/ dark rotary switch: L = light switching, D = dark switching

Connection type



Connection diagram

Cd-123



SICK AT A GLANCE

SICK is one of the leading manufacturers of intelligent sensors and sensor solutions for industrial applications. A unique range of products and services creates the perfect basis for controlling processes securely and efficiently, protecting individuals from accidents and preventing damage to the environment.

We have extensive experience in a wide range of industries and understand their processes and requirements. With intelligent sensors, we can deliver exactly what our customers need. In application centers in Europe, Asia and North America, system solutions are tested and optimized in accordance with customer specifications. All this makes us a reliable supplier and development partner.

Comprehensive services complete our offering: SICK LifeTime Services provide support throughout the machine life cycle and ensure safety and productivity.

For us, that is “Sensor Intelligence.”

WORLDWIDE PRESENCE:

Contacts and other locations –www.sick.com