



WLL80P-22THY1DZZZZZ1Z1

WLL80

FIBER-OPTIC SENSORS

SICK
Sensor Intelligence.



Illustration may differ



Ordering information

Type	Part no.
WLL80P-22THY1DZZZZZ1Z1	6076725

Included in delivery: BEF-WLL180 (1)

Other models and accessories → www.sick.com/WLL80

Detailed technical data

Features

Device type	Fiber-optic sensors
Device type detail	Stand-alone
Functional principle detail	Depends on the fiber used
Emitted beam	
Light source	LED
Type of light	Visible red light
Key LED figures	
Normative reference	EN 62471:2008-09 IEC 62471:2006, modified
LED risk group marking	Free group
Wave length	660 nm
Average service life	100,000 h at T _a = +25 °C
Adjustment	
Display + operating buttons	For configuring the sensor parameters
Indication	
LED green	Operating indicator Static on: power on
LED yellow 1	Status of switching output 1 Permanently on: Switching output 1 active Permanently off: Switching output 1 not active Flashing: Executing teach-in/teach-in error
LED yellow 2	Analog output status Permanently on: analog output active Permanently off: analog output not active Flashing: Executing teach-in/teach-in error
Display	For configuring the sensor parameters OLED display
Items supplied	BEF-WLL180 mounting bracket
Display	Display

Safety-related parameters

MTTF_D	324.1 years
DC_{avg}	0%
T_M (mission time)	20 years

Communication interface

Analog	✓
---------------	---

Electrical data

Supply voltage U_B	12 V DC ... 24 V DC ¹⁾
Ripple	± 10 %
Current consumption	≤ 52 mA
Protection class	III
Digital output	
Number	1
Type	Push-pull: PNP/NPNPNPNPN: open collectorAnalog ²⁾
Signal voltage PNP HIGH/LOW	Approx. U _B -2.5 V / 0 V
Signal voltage NPN HIGH/LOW	Approx. U _B / < 2.5 V
Output current I _{max.}	≤ 50 mA
Circuit protection outputs	Reverse polarity protected Overcurrent protected Short-circuit protected
Response time	≤ 16 μs, ≤ 70 μs, ≤ 250 μs, ≤ 500 μs, ≤ 1,000 μs, ≤ 2,000 μs, ≤ 8,000 μs
Switching frequency	31.2 kHz, 7.1 kHz, 2 kHz, 1 kHz, 500 Hz, 250 Hz, 62.5 Hz ³⁾
Time functions	On delay, off delay, ON and OFF delay, Impulse (one shot), Switch-on delay and pulse, deactivated
Delay time	Adjustment via operating buttons, 0 ms ... 30,000 ms
Analog output	
Number	1
Type	4 mA ... 20 mA (≤ 300 Ω) / 0 V ... 10 V (≥ 10 kΩ) / 1 V ... 5 V (≥ 10 kΩ) / switchable
Resolution	12 bit
Digital input	
Number	1
Pin/Wire assignment	
Function of pin 4/black (BK)	Analog output Q _A (current/voltage selectable)
Function of pin 2/white (WH)	Digital output Q ₁
Function of pin 2/white (WH) – detail	The pin 2 function of the sensor can be configured

¹⁾ Limit values.

²⁾ Selectable via menu.

³⁾ With light/dark ratio 1:1.

Mechanical data

Housing	Rectangular
Dimensions (W x H x D)	10.5 mm x 33.2 mm x 79.9 mm
Connection	Male connector M8, 4-pin

Material	Housing	Plastic, PC
Weight		Approx. 24 g

Ambient data

Enclosure rating	IP54 (EN 60529)
Ambient operating temperature	-25 °C ... +55 °C
Ambient temperature, storage	-40 °C ... +70 °C
Typ. Ambient light immunity	Artificial light: ≤ 3,000 lx Sunlight: ≤ 10,000 lx
Shock resistance	50 g, 11 ms (3 positive and 3 negative shocks along X, Y, Z axes, 18 total shocks (EN60068-2-27))
Vibration resistance	10 Hz ... 55 Hz (Amplitude 1 mm, 3 x 30 min (EN60068-2-6))
Air humidity	35 % ... 85 %, Relative humidity (no condensation)
Electromagnetic compatibility (EMC)	EN 60947-5-2

Diagnosis

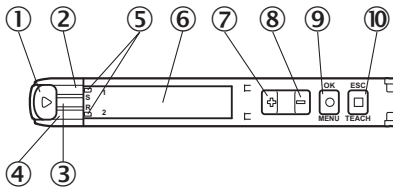
Quality of run	Yes
-----------------------	-----

Classifications

ECLASS 5.0	27270905
ECLASS 5.1.4	27270905
ECLASS 6.0	27270905
ECLASS 6.2	27270905
ECLASS 7.0	27270905
ECLASS 8.0	27270905
ECLASS 8.1	27270905
ECLASS 9.0	27270905
ECLASS 10.0	27270905
ECLASS 11.0	27270905
ECLASS 12.0	27270905
ETIM 5.0	EC002651
ETIM 6.0	EC002651
ETIM 7.0	EC002651
ETIM 8.0	EC002651
UNSPSC 16.0901	39121528

Adjustments

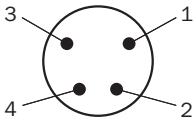
Display and adjustment elements



- ① Fiber optic interlock
- ② LED yellow 1
- ③ LED green
- ④ LED yellow 2
- ⑤ Indicator for correctly inserted fibers
- ⑥ Display
- ⑦ (+) button
- ⑧ (-) button
- ⑨ Menu/OK pushbutton
- ⑩ Teach-in/escape pushbutton

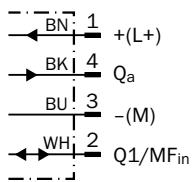
Connection type

Male connector M8, 4-pin

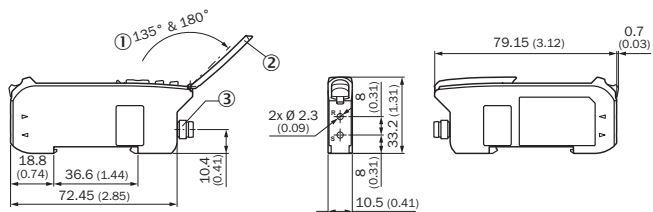


Connection diagram

Cd-540



Dimensional drawing (Dimensions in mm (inch))



- ① Aperture angle
- ② Hinged cover for the pushbuttons
- ③ Connection

Recommended accessories

Other models and accessories → www.sick.com/WLL80

Brief description	Type	Part no.
Fibers		
<ul style="list-style-type: none"> • Device type detail: Fiber suitable for WLL260 • For fiber-optic sensor: GLL170(T), WLL180, WLL24 Ex, KTL180, WLL80 • Functional principle: Proximity system • Fiber material: Plastic • Jacket material: Plastic • Fiber head material: Stainless steel • Thread diameter (housing): M6 • Fiber length: 2,000 mm 	LL3-DB01	5308074
<ul style="list-style-type: none"> • Device type detail: Fiber suitable for WLL260 • For fiber-optic sensor: GLL170(T), WLL180, WLL80 • Functional principle: Proximity system • Fiber material: Plastic • Jacket material: Plastic • Fiber head material: Stainless steel • Thread diameter (housing): M3 • Fiber length: 2,000 mm 	LL3-DT01	5308076

SICK AT A GLANCE

SICK is one of the leading manufacturers of intelligent sensors and sensor solutions for industrial applications. A unique range of products and services creates the perfect basis for controlling processes securely and efficiently, protecting individuals from accidents and preventing damage to the environment.

We have extensive experience in a wide range of industries and understand their processes and requirements. With intelligent sensors, we can deliver exactly what our customers need. In application centers in Europe, Asia and North America, system solutions are tested and optimized in accordance with customer specifications. All this makes us a reliable supplier and development partner.

Comprehensive services complete our offering: SICK LifeTime Services provide support throughout the machine life cycle and ensure safety and productivity.

For us, that is “Sensor Intelligence.”

WORLDWIDE PRESENCE:

Contacts and other locations –www.sick.com