


**SERIES: VGS-100 | DESCRIPTION: AC-DC POWER SUPPLY**
**FEATURES**

- up to 110 W continuous power
- compact footprint
- universal input (88~264 Vac / 125~373 Vdc)
- single output from 3.3 to 48 V
- over voltage, over load, and short circuit protections
- UL/cUL and TUV safety approvals
- long life electrolytic capacitors
- no load power consumption < 0.5 W
- efficiency 89%


**MODEL**
**output  
voltage**

(Vdc)

**output  
current  
max**

(A)

**output  
power  
max**

(W)

**ripple and  
noise  
max**

(mVp-p)

**efficiency**

(%)

VGS-100-3.3

3.3

20

66

100

70

VGS-100-5

5

16

80

100

80

VGS-100-12

12

8.5

102

120

86

VGS-100-15

15

7

105

120

88

VGS-100-24

24

4.5

108

120

88

VGS-100-48

48

2.3

110

200

89

**PART NUMBER KEY**
**VGS-100 - XX**

Base Number

Output Voltage

**INPUT**

parameter	conditions/description	min	nom	max	units
voltage range		88		264	Vac
		125		373	Vdc
frequency range		50		60	Hz
current	at 115 Vac, cold start			2.5	A
	at 230 Vac, cold start			1.4	A
inrush current	at 230 Vac, full load, cold start			40	A

**OUTPUT**

parameter	conditions/description	min	nom	max	units
voltage adjust			±10		
voltage tolerance	3.3 V models		±3		%
	5 V models		±2		%
	all other models		±1		%
line regulation	low line to high line		±0.5		%
load regulation	3.3 V models		±2.0		%
	5 V models		±1.0		%
	all other models		±0.5		%
start-up time	at 115 Vac, cold start		1.0		s
	at 230 Vac, cold start		0.8		s
rise time	at 115 Vac, cold start		65		ms
	at 230 Vac, cold start		50		ms
hold-up time	at 115 Vac, cold start	10			ms
	at 230 Vac, cold start	32			ms

**SAFETY & COMPLIANCE**

parameter	conditions/description	min	nom	max	units
isolation voltage	input to output:	4,242			Vdc
	input to case:	2,121			Vdc
	output to case:	707			Vdc
safety approvals	UL 60950-1 / TUV EN 60950-1				
EMI/EMC	EN 55022 : 1998+A1 : 2000+A2 : 2003 Class B, EN 61000-3-2 : 2000+A2 : 2005 Class A, EN 61000-3-3 : 1995+A1 : 2001, EN 61204-3 : 2000 EN 50204 1998+A1 : 2001+A2 : 2003 light industry level, criteria A				
leakage current	measured per IEC 60950-1, paragraph 5.1, test voltage of 240 Vac/60 Hz			2	mA
RoHS compliant	yes				
MTBF	at 230 Vac, MIL-HDBK-217F 25 °C ambient	620,300			hrs

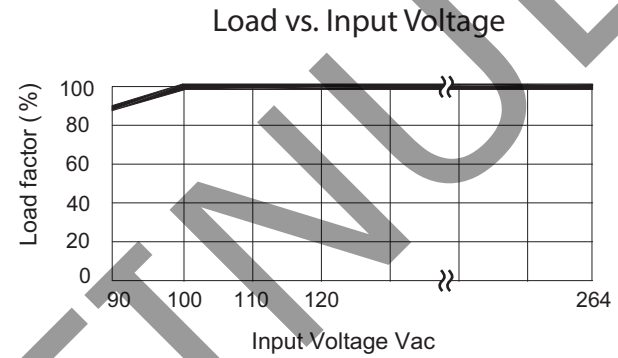
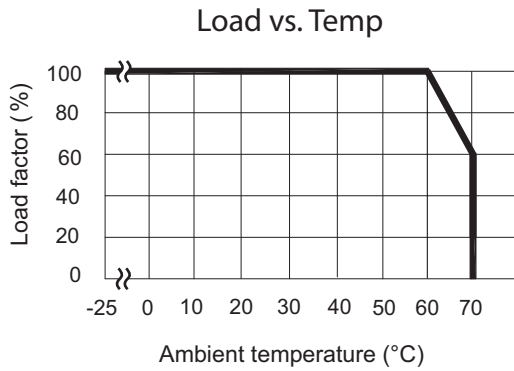
**ENVIRONMENTAL**

parameter	conditions/description	min	nom	max	units
operating temperature	see derating curve	-20		70	°C
storage temperature	see derating curve	-40		85	°C
relative humidity	non-condensing operating	20		90	%
temperature coefficient	(0 ~ 50°C)		0.3		%/°C
vibration	(10 ~ 500 Hz, 1 hour per axis, 3 hours total)		5		Grms

## PROTECTIONS

parameter	conditions/description	min	nom	max	units
over load	Hiccup mode, auto recovery			110	%
over voltage	latch off mode	115		150	%
short circuit	continuous				

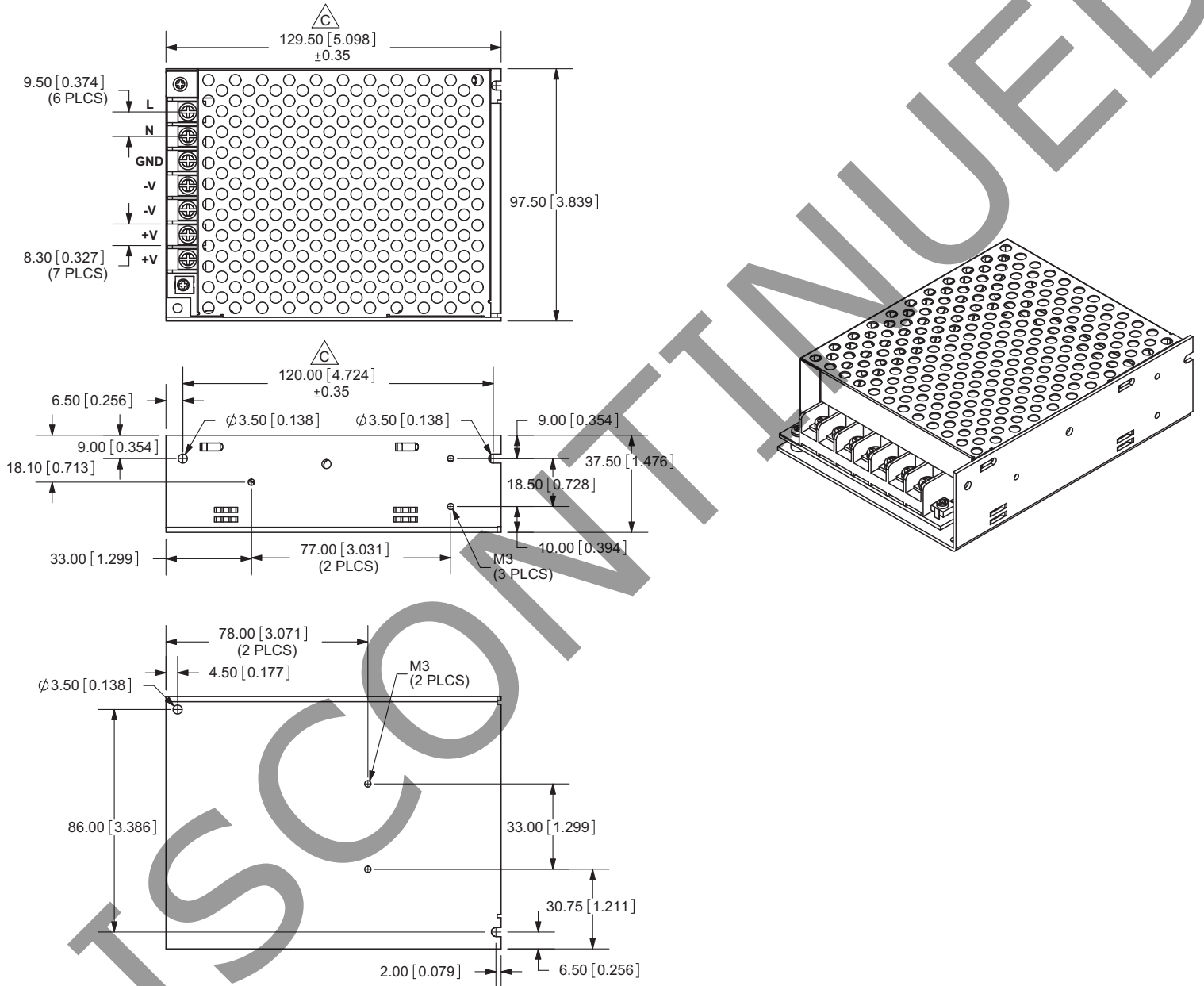
## DERATING CURVES



## MECHANICAL DRAWING

Note:  
terminal block screws #6-32 (7 PLCS)

Tolerance:  $\pm 0.3\text{mm}$  unless otherwise specified



## REVISION HISTORY

rev.	description	date
1.0	initial release	08/12/2011
1.01	V-Infinity branding removed	08/22/2012

The revision history provided is for informational purposes only and is believed to be accurate.



**Headquarters**  
20050 SW 112th Ave.  
Tualatin, OR 97062  
**800.275.4899**

Fax 503.612.2383  
**cui.com**  
techsupport@cui.com

CUI offers a two (2) year limited warranty. Complete warranty information is listed on our website.

CUI reserves the right to make changes to the product at any time without notice. Information provided by CUI is believed to be accurate and reliable. However, no responsibility is assumed by CUI for its use, nor for any infringements of patents or other rights of third parties which may result from its use.

CUI products are not authorized or warranted for use as critical components in equipment that requires an extremely high level of reliability. A critical component is any component of a life support device or system whose failure to perform can be reasonably expected to cause the failure of the life support device or system, or to affect its safety or effectiveness.