

Spezifikation für Freigabe / specification for release

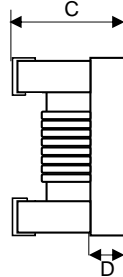
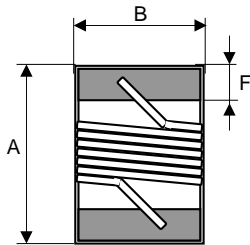
Kunde / customer : _____
 Artikelnummer / part number : **744761016C**
 Bezeichnung : **Keramik-SMD-Induktivität WE-KI**
 description : **Ceramic-SMD-Inductor WE-KI**

LF



DATUM / DATE : 2006-10-16

A Mechanische Abmessungen / dimensions:

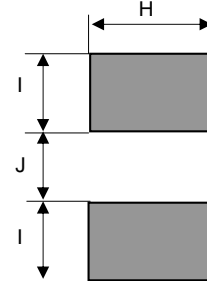


Größe / size 0603C		
A	1,65 ± 0,2	mm
B	1,15 ± 0,2	mm
C	0,9 ± 0,2	mm
D	0,5 ref.	mm
F	0,30 ± 0,1	mm
H	0,762	mm
I	0,625	mm
J	0,65	mm

B Elektrische Eigenschaften / electrical properties:

Eigenschaften / properties	Testbedingungen / test conditions		Wert / value	Einheit / unit	tol.
Induktivität / inductance	250 MHz	L	1,6	nH	±5%
Güte Q / Q factor	250 MHz	Q	18		min.
DC-Widerstand / DC-resistance		R _{DC}	0,03	Ω	max.
Nennstrom / rated current	ΔT = 15 K	I _{DC}	700	mA	max.
Eigenres.-Frequenz / self-res.-frequency		SRF	12500	MHz	min.

C Lötpad / soldering spec.:



D Prüfgeräte / test equipment:

Agilent 4287A + HP 16193A für/for L und/and Q
 HP 4338B für/for R_{DC}
 HP 4285A + 42841A + 42842C + 42851-6110 für/for I_{DC}
 ENA 5071B für/for SRF

E Testbedingungen / test conditions:

Luftfeuchtigkeit / humidity: 60 ... 70%
 Umgebungstemperatur / temperature: 25°C

F Werkstoffe & Zulassungen / material & approvals:

Basismaterial / base material: Keramik/ ceramic
 Kontaktmaterial / contact plating: Mo/Mn + Ni + Au

G Eigenschaften / general specifications:

Umgebungstemperatur / ambient temperature: -40°C ~ + 110°C
 Betriebstemperatur / operating temperature: -40°C ~ +125°C
 Lagerbedingungen / storage conditions: -10°C ~ + 40°C
 30 ~ 70% RH

Freigabe erteilt / general release:	Kunde / customer		
Datum / date	Unterschrift / signature		
	Würth Elektronik		
Geprüft / checked	Kontrolliert / approved		
	Skle	Version 1	06-11-27
	Name	Änderung / modification	Datum / date

This electronic component has been designed and developed for usage in general electronic equipment. Before incorporating this component into any equipment where higher safety and reliability is especially required or if there is the possibility of direct damage or injury to human body, for example in the range of aerospace, aviation, nuclear control, submarine, transportation, (automotive control, train control, ship control), transportation signal, disaster prevention, medical, public information network etc, Würth Elektronik eiSos GmbH must be informed before the design-in stage. In addition, sufficient reliability evaluation checks for safety must be performed on every electronic component which is used in electrical circuits that require high safety and reliability functions or performance.

Würth Elektronik eiSos GmbH & Co. KG

D-74638 Waldenburg · Max-Eyth-Strasse 1 - 3 · Germany · Telefon (+49) (0) 7942 - 945 - 0 · Telefax (+49) (0) 7942 - 945 - 400
<http://www.we-online.com>