

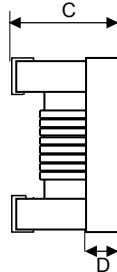
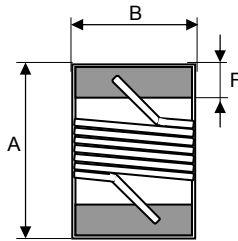
# Spezifikation für Freigabe / specification for release

Kunde / customer : \_\_\_\_\_  
 Artikelnummer / part number : **744761036A**  
 Bezeichnung : **Keramik-SMD-Induktivität WE-KI**  
 description : **Ceramic-SMD-Inductor WE-KI**



DATUM / DATE : 2004-10-11

## A Mechanische Abmessungen / dimensions:

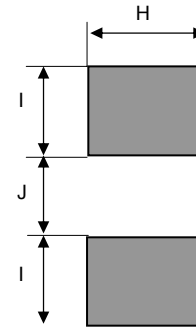


Größe / size 0603		
A	<b>1,6 ± 0,2</b>	mm
B	<b>1,05 ± 0,2</b>	mm
C	<b>1,05 ± 0,2</b>	mm
D	<b>0,5 ref.</b>	mm
F	<b>0,35 ± 0,1</b>	mm
H	<b>1,0</b>	mm
I	<b>0,625</b>	mm
J	<b>0,65</b>	mm

## B Elektrische Eigenschaften / electrical properties:

Eigenschaften / properties	Testbedingungen / test conditions		Wert / value	Einheit / unit	tol.
Induktivität / inductance	250 MHz	L	<b>3,6</b>	nH	±0,2nH
Güte Q / Q factor	250 MHz	Q	<b>22</b>		min.
Güte Q / Q factor	900 MHz	Q	<b>50</b>		typ.
DC-Widerstand / DC-resistance		R <sub>DC</sub>	<b>0,06</b>	Ω	max.
Nennstrom / rated current	ΔT = 15 K	I <sub>DC</sub>	<b>700</b>	mA	max.
Eigenres.-Frequenz / self-res.-frequency		SRF	<b>5900</b>	MHz	min.

## C Lötpad / soldering spec.:



## D Prüfgeräte / test equipment:

**Agilent 4287A + HP 16193A** für/for L und/and Q  
**HP 4338B** für/for R<sub>DC</sub>  
**HP 4285A + 42841A + 42842C + 42851-6110** für/for I<sub>DC</sub>  
**ENA 5071B** für/for SRF

## E Testbedingungen / test conditions:

Luftfeuchtigkeit / humidity: 60 ... 70%  
 Umgebungstemperatur / temperature: 25°C

## F Werkstoffe & Zulassungen / material & approvals:

Basismaterial / base material: Keramik/ ceramic  
 Kontaktmaterial / contact plating: Mo/Mn + Ni + Au

## G Eigenschaften / general specifications:

Umgebungstemperatur / ambient temperature: -40°C ~ + 110°C  
 Betriebstemperatur / operating temperature: -40°C ~ +125°C  
 Lagerbedingungen / storage conditions: -10°C~ + 40°C  
 30 ~ 70% RH

Freigabe erteilt / general release:	Kunde / customer			
	Datum / date	Unterschrift / signature		
	Würth Elektronik			
	Geprüft / checked	Kontrolliert / approved	AWe	Version 1
			Name	Änderung / modification
				Datum / date

This electronic component is designed and developed with the intention for use in general electronics equipments. Before incorporating the components into any equipments in the field such as aerospace, aviation, nuclear control, submarine, transportation, (automotive control, train control, ship control), transportation signal, disaster prevention, medical, public information network etc. where higher safety and reliability are especially required or if there is possibility of direct damage or injury to human body. In addition, even electronic component in general electronic equipments, when used in electrical circuits that require high safety, reliability functions or performance, the sufficient reliability evaluation-check for the safety must be performed before use. It is essential to give consideration when to install a protective circuit at the design stage

**Würth Elektronik eiSos GmbH & Co. KG**

D-74638 Waldenburg · Max-Eyth-Strasse 1 - 3 · Germany · Telefon (+49) (0) 7942 - 945 - 0 · Telefax (+49) (0) 7942 - 945 - 400  
<http://www.we-online.com>