



## ISM 915 MHz ANTENNA

### FEATURES & BENEFITS

- 915 MHz ISM antenna for LoRaWAN and other IoT products
- Available cable lengths: 50, 100 ,150 mm
- Available connectors: MHF-type, MHFL4-type
- FPC with double side adhesive tape simplifies mounting within the device even on curved areas
- Omnidirectional coverage

### MATING COMPONENTS TO PART NUMBERS AND DIMENSIONS

PART NUMBER	CABLE LENGTH (A)		CONNECTOR TYPE (ON CABLE)
	MM	INCH	
L000550-01	50	1.97	MHF-TYPE PLUG
L000550-02	100	3.93	MHF-TYPE PLUG
L000550-03	150	5.90	MHF-TYPE PLUG
L000550-04	50	1.97	MHF4L-TYPE PLUG
L000550-05	100	3.93	MHF4L-TYPE PLUG
L000550-06	150	5.90	MHF4L-TYPE PLUG

## SPECIFICATIONS

(Shown with 100 mm cable, Others can vary with different cable)

<b>Frequency Range (MHz)</b>	902-928 MHz
<b>VSWR</b>	< 1.5:1
<b>Average Efficiency</b>	43 %
<b>Peak Gain</b>	1.5 dBi
<b>Average Gain</b>	-3.6 dBi
<b>Power Handling</b>	10 Watt cw
<b>Feed Point Impedance</b>	50 ohms
<b>Polarization</b>	Linear
<b>Size</b>	35 mm x 9.2 mm x 2 mm
<b>Weight</b>	< 1 g
<b>Mounting</b>	Adhesive
<b>Mating Connectors</b>	MHF1 and MHF4 type, Refer to page 6
<b>Cable</b>	1.13mm Dia.
<b>Operating / Storage Temperature</b>	-40 to +85°C
<b>Hazardous Materials</b>	A certificate of conformance is available from the product page on TE website.

## ANTENNA RF SPECIFICATIONS WITH DIFFERENT CABLE ASSEMBLIES

Cable Length / Cable OD 1.13 mm	RF DATA	Frequency Range (MHz)
		902 - 928
50 mm	VSWR	< 2.0:1
	Average Efficiency	44 %
	Peak Gain (Max)	1.5 dBi
	Average Gain	-3.6 dBi
100 mm	VSWR	< .1.5:1
	Average Efficiency	43%
	Peak Gain (Max)	1.5 dBi
	Average Gain	-3.6 dBi
150 mm	VSWR	< 2.0:1
	Average Efficiency	42 %
	Peak Gain (Max)	1.3 dBi
	Average Gain	-3.8 dBi

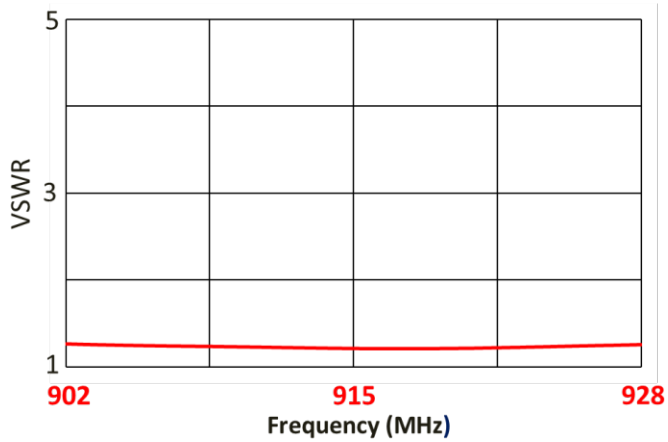
## CABLE LOSS

OD 1.13mm (P/N: L000550-01-06)	
<b>Freq. Range (MHz)</b>	902 - 928
<b>Cable attenuation (dB/m)</b>	< 0.33

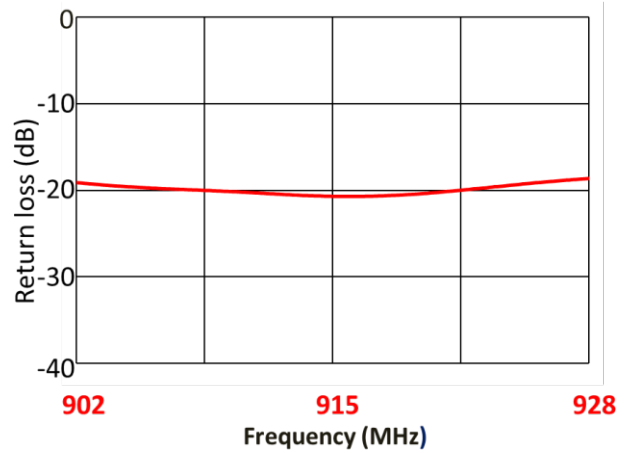
RF DATA

(Shown with 100 mm cable: Others vary with different cable lengths.)

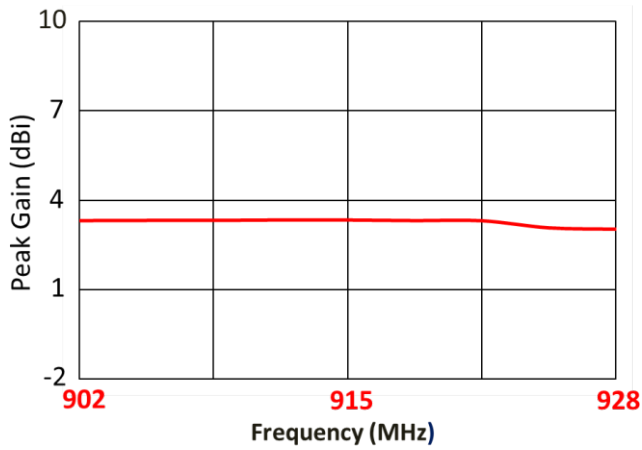
VSWR



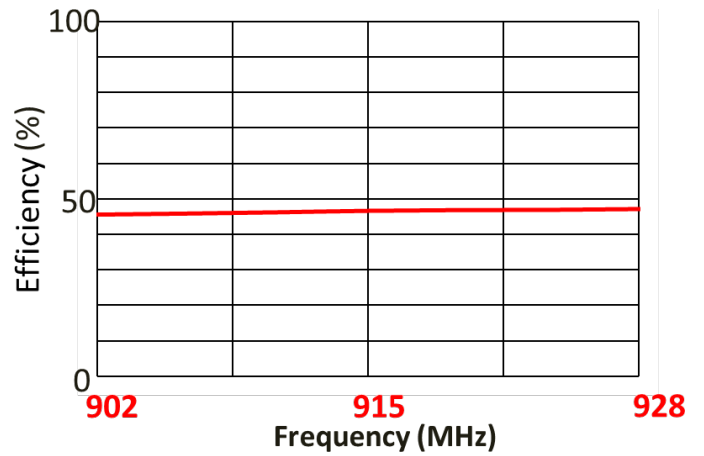
Return Loss



Peak Gain



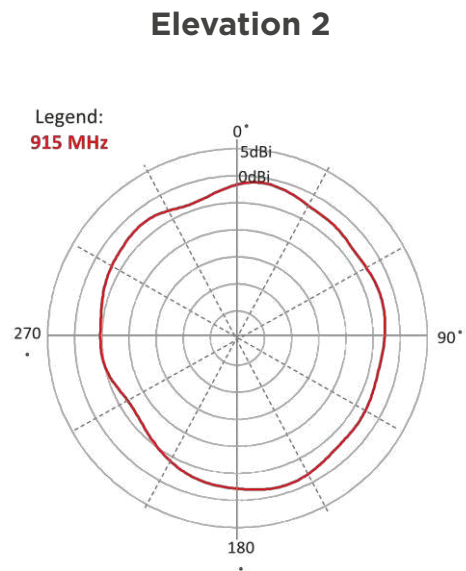
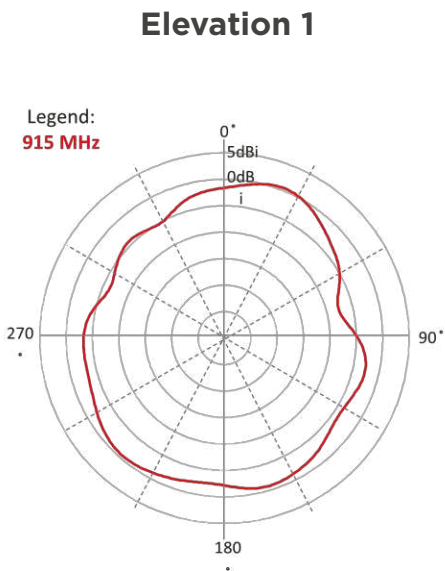
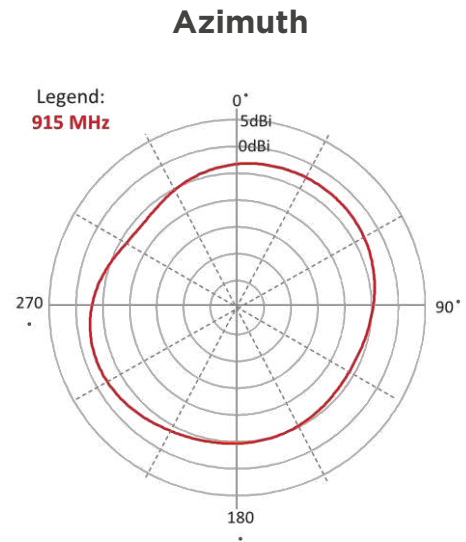
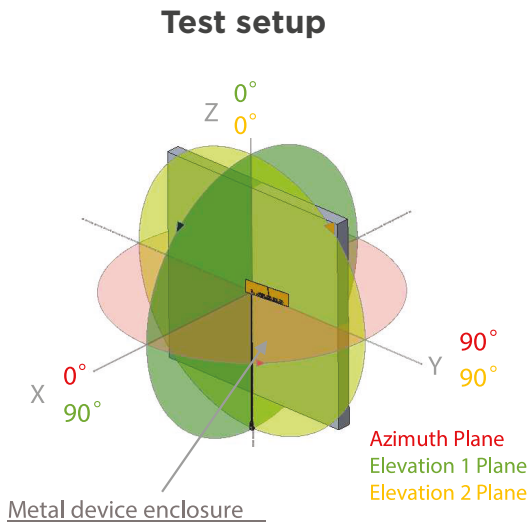
Efficiency



Data measured in free space and on 1.8 mm thick PC plastic

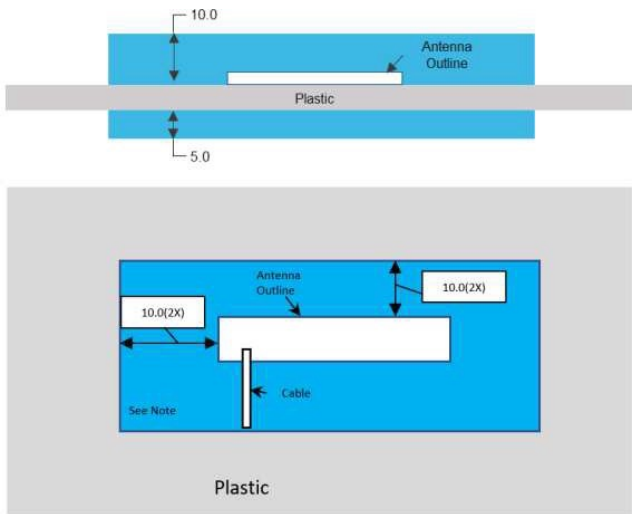
## RADIATION PATTERN

(Shown with 100 mm cable: Others vary with different cable lengths.)



Data measured in free space and on 1.8 mm thick PC plastic

**KEEP OUT AREA**



**NOTES**

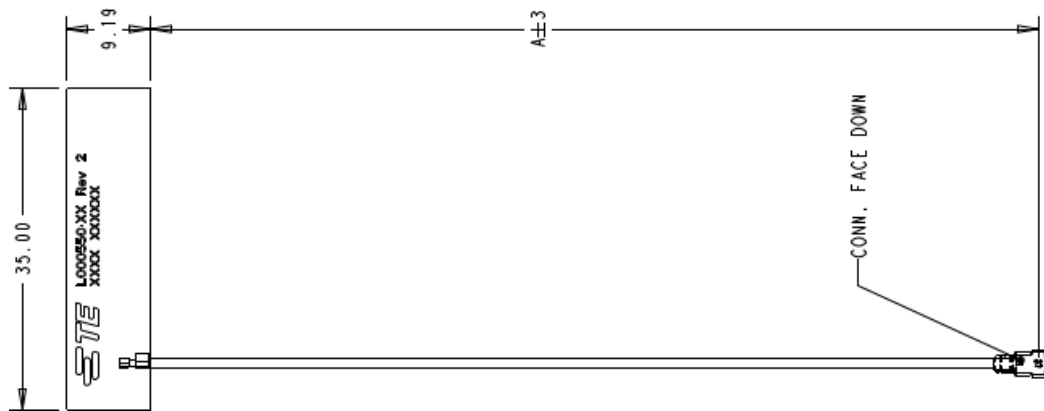
- 1. Antenna designed to be mounted on plastic cover.
- 2. Area in blue indicates Keep Out Area
- 3. Contact TE if Keep Out Area cannot be guaranteed.

Dimension: mm

Diagrams is not into scale

**DIMENSIONS**

(Refer to Page 6 for dimension "A")





Dimension: mm

Diagrams is not into scale

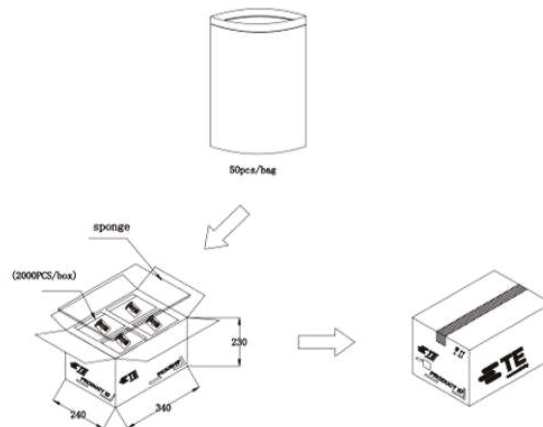
## ISM 915 MHz ANTENNA

Standard Antenna Solutions

### MATING COMPONENTS TO PART NUMBERS AND DIMENSIONS

PART NUMBER	CABLE LENGTH (A)		CABLE O.D MM	CONNECTOR TYPE (ON CABLE)	MATING COMPONENTS	
	MM	INCH			PART NUMBER	IMAGE
L000550-01	50	1.97	1.13	MHF-TYPE PLUG	RECEPTACLE (TE PN: 2337019-1)	
L000550-02	100	3.93	1.13	MHF-TYPE PLUG	RECEPTACLE (TE PN: 2337019-1)	
L000550-03	150	5.90	1.13	MHF-TYPE PLUG	RECEPTACLE (TE PN: 2337019-1)	
L000550-04	50	1.97	1.13	MHF4L-TYPE PLUG	RECEPTACLE (TE PN: 2334884-1)	
L000550-05	100	3.93	1.13	MHF4L-TYPE PLUG	RECEPTACLE (TE PN: 2334884-1)	
L000550-06	150	5.90	1.13	MHF4L-TYPE PLUG	RECEPTACLE (TE PN: 2334884-1)	

### PACKAGING



### TE TECHNICAL SUPPORT CENTER

USA:	+1 (800) 522-6752
Canada:	+1 (905) 475-6222
Mexico:	+52 (0) 55-1106-0800
Latin/S. America:	+54 (0) 11-4733-2200
Germany:	+49 (0) 6251-133-1999
UK:	+44 (0) 800-267666
France:	+33 (0) 1-3420-8686
Netherlands:	+31 (0) 73-6246-999
China:	+86 (0) 400-820-6015

For phone numbers in other countries, go to [te.com/support-center](https://te.com/support-center)

### te.com

TE, TE Connectivity and TE connectivity (logo) are trademarks owned or licensed by the TE Connectivity Ltd. family of companies. Other product names, logos, and company names mentioned herein may be trademarks of their respective owners.

The information given herein, including drawings, illustrations and schematics which are intended for illustration purposes only, is believed to be reliable. However, TE Connectivity makes no warranties as to its accuracy or completeness and disclaims any liability in connection with its use. TE Connectivity's obligations shall only be as set forth in TE Connectivity's Standard Terms and Conditions of Sale for this product and in no case will TE Connectivity be liable for any incidental, indirect or consequential damages arising out of the sale, resale, use or misuse of the product. Users of TE Connectivity products should make their own evaluation to determine the suitability of each such product for the specific application.

©2024 TE Connectivity. All Rights Reserved.

Published 03-24