


MC21605B6WK-FPTLW-V2	2 x 16	5mm Character Height	LCD Module
<b>Specification</b>			
Version: 1		Date: 29/09/2016	
<b>Revision</b>			

Display Features							
Character Count	2 x 16						
Appearance	Black on White						
Logic Voltage	5V						
Interface	Parallel						
Font Set	English / European						
Display Mode	Transflective						
Character Height	5.23mm						
LC Type	FSTN						
Module Size	85.00 x 36.00 x 13.50 mm						
Operating Temperature	-20°C ~ +70°C						
Construction	COB					Box Quantity	Weight / Display
LED Backlight	White					45 pcs	28.88 grams

\* - For full design functionality, please use this specification in conjunction with the ST7066U specification. (Provided Separately)

Display Accessories	
Part Number	Description
MCCMDB-16DIL	LCD Interconnect board, can be driven from either a PC or a single Board computer with a USB output.
MCCBL1A16DLIP-16DILS-150	16 Way, Dual in-line to Dual In-line connector Cable.

Optional Variants		
Fonts	Appearances	Voltage
English / Russian	Black on Yellow/Green Black on Red Black on Amber White on Blue	3V



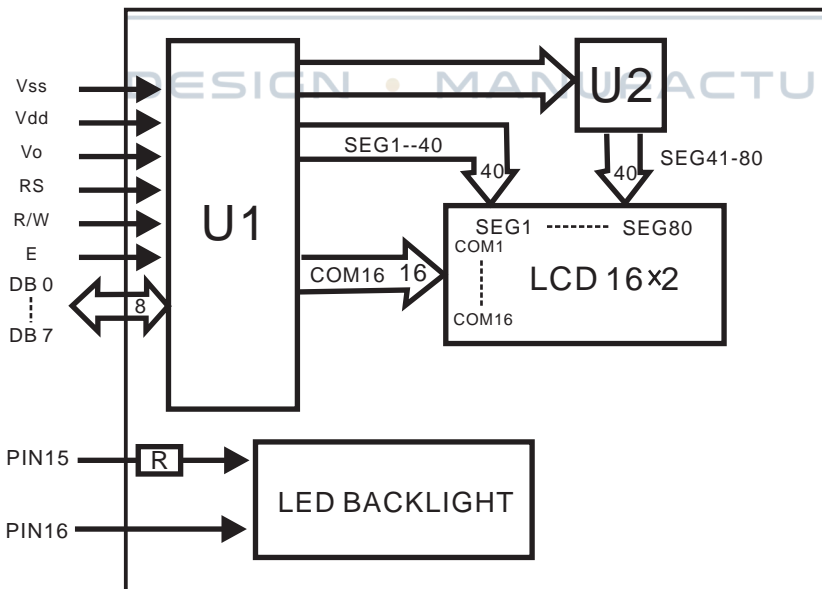


# Pin Layout

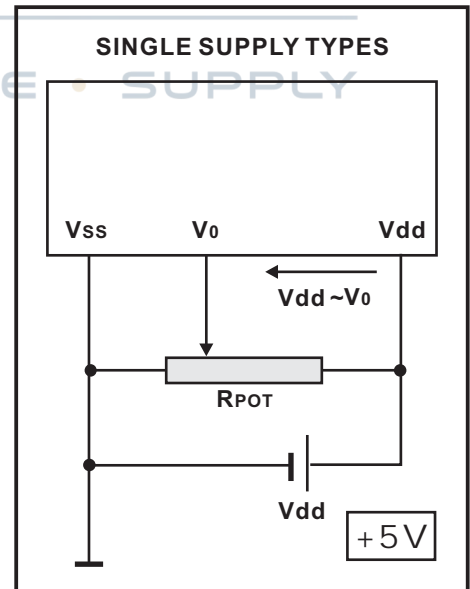
PI	SYMBOL	DESCRIPTION	REMARKS
1	Vss	GND	
2	Vdd	Power supply for LCM	5.0V
3	V0	Contrast Adjust	
4	RS	Register Select Signal	
5	R/W	Data Read /Write	
6	E	Enable Signal	
7	DB0	Data bus line	
8	DB1	Data bus line	
9	DB2	Data bus line	
10	DB3	Data bus line	
11	DB4	Data bus line	
12	DB5	Data bus line	
13	DB6	Data bus line	
14	DB7	Data bus line	
15	LED+	Power supply for BKL	5.0V
16	LED-	Power supply for BKL	

MIDAS  
DISPLAYS

## Block Diagram



## Power Supply Diagram



MC21605B6WK-FPTLW-V2	2 x 16	5mm Character Height	LCD Module
<b>Specification</b>			
Version: 1		Date: 29/09/2016	
<b>Revision</b>			



# Font Map

Upper 4bit Lower 4bit	LLLL	LLLH	LLHL	LLHH	LHLL	LHLH	LHHL	LHHH	HLLL	HLLH	HLHL	HLHH	HHLL	HHLH	HHHL	HHHH
LLLL	CG RAM (1)															
LLLH	(2)															
LLHL	(3)															
LLHH	(4)															
LHLL	(5)															
LHLH	(6)															
LHHL	(7)															
LHHH	(8)															
HLLL	(1)															
HLLH	(2)															
HLHL	(3)															
HLHH	(4)															
HHLL	(5)															
HHLH	(6)															
HHHL	(7)															
HHHH	(8)															

MC21605B6WK-FPTLW-V2	2 x 16	5mm Character Height	LCD Module
<b>Specification</b>			
Version: 1		Date: 29/09/2016	
<b>Revision</b>			
Page 4 of 5			



Absolute Maximum Ratings						
Item	Symbol	Condition	Min	Typ	Max	Unit
Power Supply ( LOGIC)	Vdd	25 C	-0.3	---	7.0	V
Power Supply (LCD)	V0	25 C	Vdd -13.5	---	Vdd +0.3	V
Input Voltage	Vin	25 C	-0.3	---	Vdd +0.3	V
Operating Temperature	Vopr	---	-20	---	70	C
Storage Temperature	Vstg	---	-30	---	80	C

Electronic Characteristics						
Item	Symbol	Condition	Min	Typ	Max	Unit
Input Voltage	Vlcm = Vdd	---	---	5.0	---	V
Supply Current	Idd	Vdd=5V	---	1.5	---	mA
Driving Voltage for LCD Panel	Vlcd = (Vdd - V0)	-20 °C	4.45	---	4.90	V
		0 °C	4.35	---	4.85	
		25 °C	4.25	4.50	4.80	
		50 °C	4.15	---	4.70	
		70 °C	4.05	---	4.60	

LCD Characteristics						
For STN/FSTN LCD Panel Types						
Item	Symbol	Condition	Min	Typ	Max	Unit
Viewing Angle	$\Phi 2 - \Phi 1$	K = 4	40°	---	---	Deg
	$\Theta$		60°			
Contrast Ratio	K	---	---	10	---	---
Response Time (Rise)	TR	---	---	150	250	ms
Response Time (Fall)	TF	---	---	150	250	ms

LED Characteristics						
Item	Symbol	Condition	Min	Typ	Max	Unit
LED Forward Voltage	Vf	25 °C If=15mA	---	5.0	---	V
LED Forward Current*	If	25 °C	---	15	---	mA
LED Reverse Current	Ir	25 C Vr=5.0V	---	---	10	μA
LED Colour Range	X Coordinate	25°C If=15mA	0.26	---	0.30	---
	Y Coordinate		0.27	---	0.31	---
LED Brightness (Without LCD)	Lv	25 C If=15mA	---	325	---	cd/m <sup>2</sup>
LED Brightness Uniformity	Lvmin/Lvmax	25 C If=15mA	70	---	---	Ratio
LED Life Time	---	25 C If=15mA	9K	---	---	Hours

**Attention:** It is constant current, not constant voltage, which should be applied when driving the LED backlight, please ensure you adhere to this rule.

MC21605B6WK-FPTLW-V2	2 x 16	5mm Character Height	LCD Module
<b>Specification</b>			
Version: 1		Date: 29/09/2016	
<b>Revision</b>			
Page 5 of 5			

