


MC44005A6W-BNMLW3.3-V2	4 x 40	5mm Character Height	LCD Module
Specification			
Version: 1		Date: 03/05/2021	
Revision			
1	01/05/2021	First Issue	

Display Features					
Character Count	4 x 40				
Appearance	White on Blue				
Logic Voltage	3.3V				
Interface	Parallel				
Font Set	English / Japanese				
Display Mode	Transmissive				
Character Height	4.89mm				
LC Type	Blue STN				
Module Size	190.00 x 54.00 x 13.00 mm				
Operating Temperature	-20°C ~ +70°C				
Construction	COB			Box Quantity	Weight / Display
LED Backlight	White				

* - For full design functionality, please use this specification in conjunction with the ST7066U + ST7063C specification. (Provided Separately)

Display Accessories	
Part Number	Description
MCCBL1A16SLIP -16DILS-150	16 Way, Single in-line to Dual In-line connector Cable.
MCCBL1A16SLIP -16SILS-150	16 Way, Single in-line to Single In-line connector Cable.

Optional Variants		
Fonts	Appearances	Voltage
English/Japanese	Black on Yellow/ Green	3V
English/Euro	White on Blue	3.3V
English/Cyrillic	Black on White Black on RGB	5V



FEATURES

AVAILABLE OPTIONS	CHARACTERISTICS
DISPLAY FORMAT	40 Characters by 4 Lines
POLARIZER OPTIONS	Negative Transmissive
BACKLIGHT TYPE OPTIONS	Edge Type LED Backlight (Long life span version)
BACKLIGHT COLOR OPTIONS	White color
LCD PANEL OPTIONS	Blue STN
VIEWING ANGLE OPTIONS	6:00 (Bottom)
TEMPERATURE RANGE OPTIONS	-20°C ~ 70°C, Single Supply Voltage
SUGGESTED DRIVING VOLTAGE	V _{lcm} = 3.3V, V _{led} = 3.3V
SUGGESTED LED DRIVING MODE	PIN17: LED+, PIN18:LED-
CONTROLLER	ST7066U+ST7063C
FONT MAP CODE	E Version
DRIVING DUTY	1/16
DRIVING BIAS	1/5

MECHANICAL SPECIFICATIONS

OVERALL SIZE	190.0W x 54.0H	mm	THICKNESS	max 13.0	mm
VIEWING AREA	147.0W x 29.5H	mm	HOLE-HOLE	183.0W x 47.0H	mm
CHARACTER SIZE	2.78W x 4.89H	mm	CHARACTER PITCH	0.75W x 1.20H	mm
DOT SIZE	0.50W x 0.55H	mm	DOT PITCH	0.07W x 0.07H	mm

ABSOLUTE MAXIMUM RATINGS

ITEM	SYMBOL	CONDITION	MIN	TYP	MAX	UNIT
POWER SUPPLY (LOGIC)	V _{dd}	25°C	-0.3	—	7.0	V
POWER SUPPLY (LCD)	V ₀	25°C	V _{dd} -13.5	—	V _{dd} +0.3	V
INPUT VOLTAGE	V _{in}	25°C	-0.3	—	V _{dd} +0.3	V
OPERATING TEMPERATURE	V _{opr}	—	-20	—	70	°C
STORAGE TEMPERATURE	V _{stg}	—	-30	—	80	°C

ELECTRONIC CHARACTERISTICS *

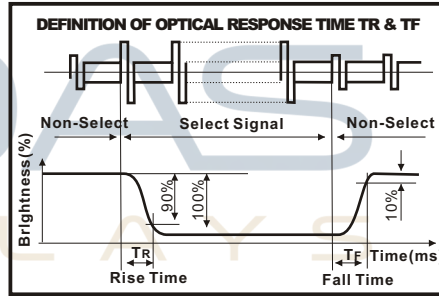
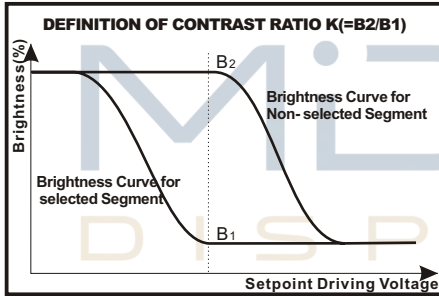
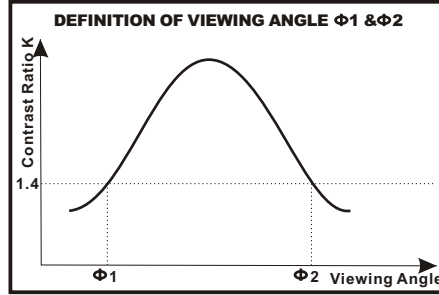
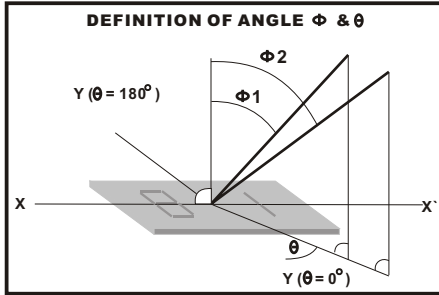
ITEM	SYMBOL	CONDITION	MIN	TYP	MAX	UNIT
INPUT VOLTAGE	V _{lcm} = V _{dd}	—	—	3.3	—	V
SUPPLY CURRENT	I _{dd}	V _{dd} =3.3V	—	1.5	—	mA
DRIVING VOLTAGE FOR LCD PANEL	V _{lcd} = (V _{dd} - V ₀)	-20°C	—	—	—	V
		0°C	—	—	—	
		25°C	—	—	—	
		50°C	—	—	—	
		70°C	—	—	—	



LCD CHARACTERISTICS

FOR STN/FSTN TYPE LCD Panel (TA=25 °C, Vlcd=5.0V ± 0.5V)

	ITEM	SYMBOL	CONDITION	MIN	TYP	MAX	UNIT
	VIEWING ANGLE	$\Phi 2 - \Phi 1$	K=4	40	—	—	deg
		θ		60			
	CONTRAST RATIO	K	—	6	—	—	—
	RESPONSE TIME(RISE)	TR	—	—	150	250	ms
	RESPONSE TIME(FALL)	TF	—	—	150	250	ms



LED CHARACTERISTICS

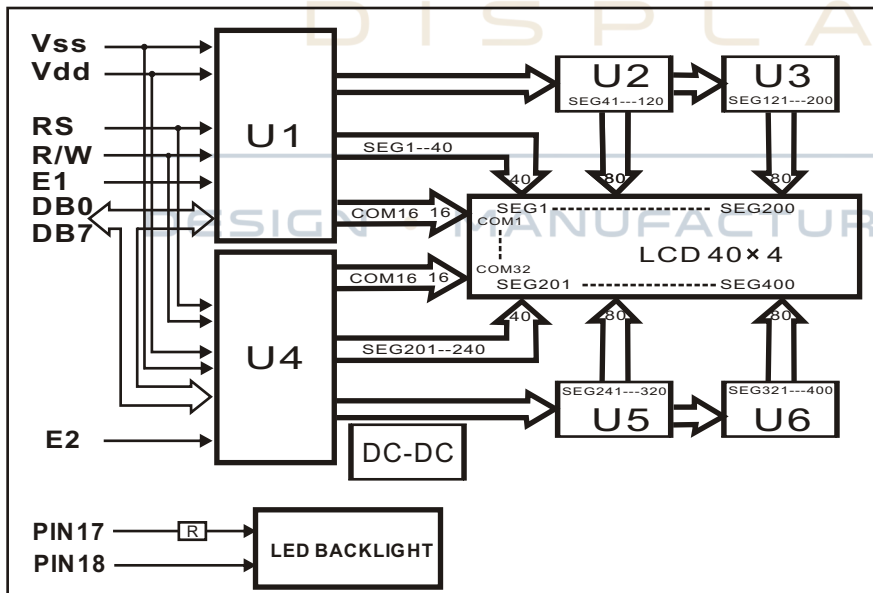
	ITEM	SYMBOL	CONDITION	MIN	TYP	MAX	UNIT
	LED FORWARD VOLTAGE	Vf	25 °C	2.6	—	3.0	V
	LED FORWARD CURRENT	If	25 °C	—	50	—	mA
	LED REVERSE CURRENT	Ir	25 °C Vr=5.0V	—	—	100	μ A
	LED COLOR RANGE	X coordinate	25 °C If = 50mA	0.26	—	0.30	—
		Y coordinate		0.27	—	0.31	—
	LED BRIGHTNESS (WITHOUT LCD)	Lv	25 °C If = 50mA	—	420	—	cd/m ²
	LED BRIGHTNESS UNIFORMITY	Lvmin/Lvmax	25 °C If = 50mA	70	—	—	Ratio
	LED LIFE TIME	—	25 °C If = 50mA	20K	—	—	Hours



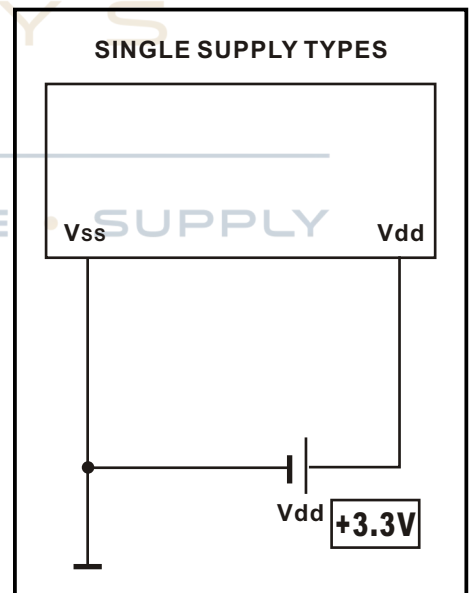
PIN ASSIGNMENT

PIN	SYMBOL	DESCRIPTION	REMARKS
1	DB7	Data bus line	
2	DB6	Data bus line	
3	DB5	Data bus line	
4	DB4	Data bus line	
5	DB3	Data bus line	
6	DB2	Data bus line	
7	DB1	Data bus line	
8	DB0	Data bus line	
9	E1	Enable Signal	
10	R/W	Data Read / Write	
11	RS	Register Select Signal	
12	NC	No Connection	
13	Vss	GND	0V
14	Vdd	Power supply for LCM	3.3V
15	E2	Enable Signal	
16	NC	No Connection	
17	LED+	Power supply for BKL	3.3V
18	LED-	Power supply for BKL	0V

BLOCK DIAGRAM



POWER SUPPLY DIAGRAM



Upper 4bit Lower 4bit	LLLL	LLLH	LLHL	LLHH	LHLL	LHLH	LHHL	LHHH	HLLL	HLLH	HLHL	HLHH	HHLL	HHLH	HHHL	HHHH
LLLL	CG RAM (1)															
LLLH	(2)															
LLHL	(3)															
LLHH	(4)															
LHLL	(5)															
LHLH	(6)															
LHHL	(7)															
LHHH	(8)															
HLLL	(1)															
HLLH	(2)															
HLHL	(3)															
HLHH	(4)															
HHLL	(5)															
HHLH	(6)															
HHHL	(7)															
HHHH	(8)															



