

# REDIIN480 Series ◊ DIN Rail Power Supply

480W ◊ Input: 100-240VAC


## FEATURES

- Universal input voltage range 90-264VAC
- Built-In constant current circuit
- Power Factor >0.96 115VAC & >0.93 230VAC
- Two adjustable output variations 24-28V & 48-55V
- High power density with efficiency up to 93.5%
- Temperature range -30°C to +70°C
- Cold start capability -40°C
- Reduced no load power consumption <0.75W
- Width only 56mm
- Low weight only 870g
- 3 years warranty




Dimensions (HxWxD): 123.6 x 56.0 x 116.8mm (4.86 x 2.2 x 4.6 inch)  
870g (1.92 lbs)

## APPLICATIONS



## SAFETY & EMC



## DESCRIPTION

The REDIIN480 DIN rail power supply series is designed for cost sensitive users to fulfill essential features, needed for many general industrial applications, without compromising on quality and reliability in the Basic Features Market segment. The REDIIN480 series delivers 480W output power in an extremely compact dimension of only 123.6 x 56.0 x 116.8mm. Two adjustable output variations from 24V to 48V are available. The convection-cooled units will operate full power from -30°C to +50°C (230VAC). It can operate in constant current mode, making it suitable for inductive and capacitive loads. The product is certified according to safety standards IEC/EN/UL 62368-1, IEC/EN/UL61010-1 and IEC/EN/UL/CSA61010-2-201. Electromagnetic radiated and conducted emissions are compliant to heavy industrial EN 61000-6-4 Class B Emission standard and EN 61000-6-2 Immunity standard. The product complies with environmental protection requirements as per RoHS Directive.

## SELECTION GUIDE

Part Number	Input Voltage	Output Voltage	Output	Output Current	Efficiency <sup>(1)</sup>	Output Power
	Range [VAC]	nom. [VDC]	Adjustability [VDC]	max. [A]	typ. [%]	max. [W]
REDIIN480-24	90-264	24	24-28	20	93	480
REDIIN480-48	90-264	48	48-55	10	93.5	480

Note1: Efficiency is tested at nominal input (230VAC) and full load at +25°C ambient

# REDIIN480 Series $\diamond$ DIN Rail Power Supply

## 480W $\diamond$ Input: 100-240VAC

**BASIC CHARACTERISTICS** (measured @  $T_{AMB}= 25^{\circ}C$ , nom.  $V_{IN}$ , full load and after warm-up unless otherwise stated)

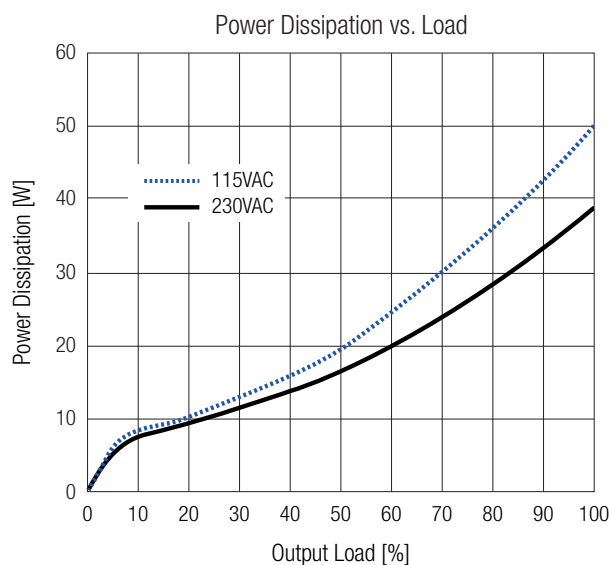
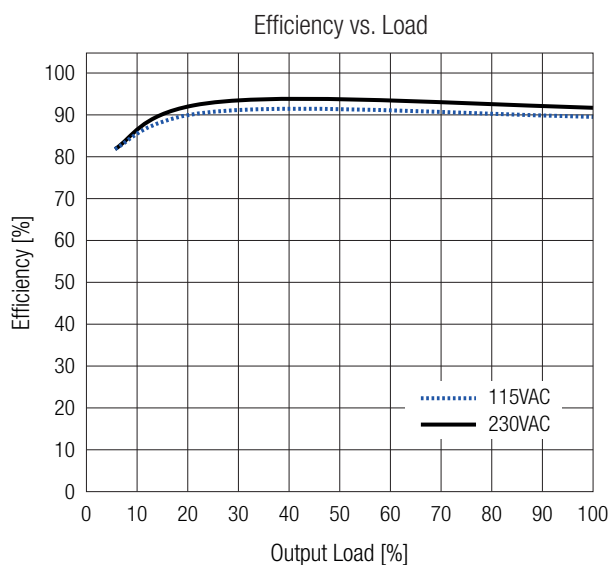
Parameter	Condition		Min.	Typ.	Max.
Nominal Input Voltage	50/60Hz		100VAC		240VAC
Operating Range <sup>(2)</sup>	47-63Hz		90VAC		264VAC
Input Current	115VAC			4.7A	
	230VAC			2.4A	
Inrush Current	230VAC, cold start				40A
No Load Power Consumption	115/230VAC				750mW
Input Frequency Range			47Hz		63Hz
Output Adjustability <sup>(3)</sup>	REDIIN480-24		24VDC		28VDC
	REDIIN480-48		48VDC		55VDC
Power Factor	115VAC			0.96	
	230VAC			0.93	
Start-up time	115/230VAC	REDIIN480-24		500ms	
		REDIIN480-48		800ms	
Rise time	115/230VAC			30ms	
Hold-up time	115/230VAC			25ms	
Periodic and Random Deviation PARD <sup>(4)</sup>	REDIIN480-24	0°C to 70°C			150mVp-p
		-30°C to 0°C			450mVp-p
	REDIIN480-48	0°C to 70°C			200mVp-p
		-30°C to 0°C			600mVp-p

Note2: The products were submitted for safety files at AC-Input operation.

Note3: Refer to „Adjust“ in dimension drawing.

Note4: Measured at 20MHz bandwidth with an AC coupling mode, 5cm wires, 0.1µF MLCC and µF E-cap in parallel.

### REDIIN480-24

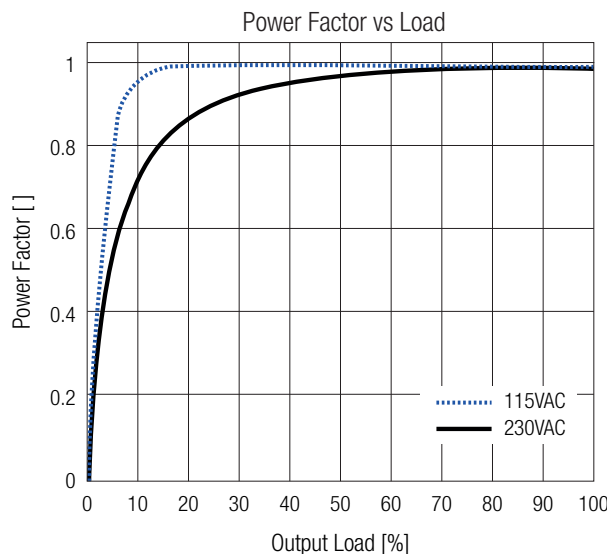
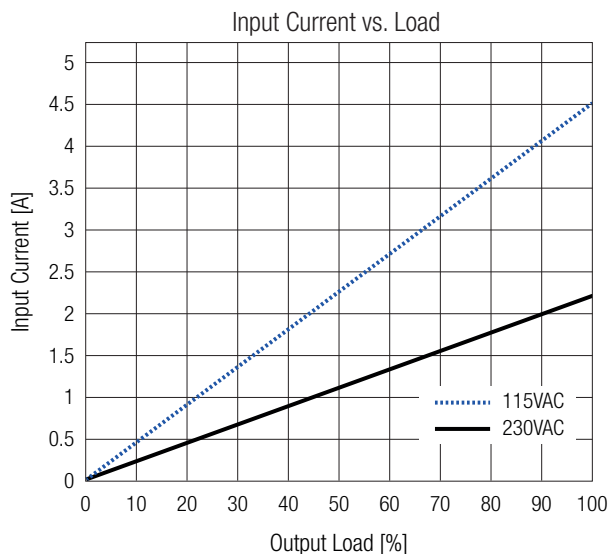


# REDIIN480 Series $\diamond$ DIN Rail Power Supply

## 480W $\diamond$ Input: 100-240VAC

**BASIC CHARACTERISTICS** (measured @  $T_{AMB}= 25^{\circ}\text{C}$ , nom.  $V_{IN}$ , full load and after warm-up unless otherwise stated)

**REDIIN480-24**



**REGULATIONS** (measured @  $T_{AMB}= 25^{\circ}\text{C}$ , nom.  $V_{IN}$ , full load and after warm-up unless otherwise stated)

Parameter	Condition	Value
Output Accuracy		$\pm 1.0\%$ max.
Line Regulation	low line to high line, full load	$\pm 0.5\%$ max.
Load Regulation	0% to 100% load	$\pm 0.5\%$ max.
Max. Capacitive Load (start-up)	REDIIN480-24	8000 $\mu\text{F}$
	REDIIN480-48	3000 $\mu\text{F}$
Transient Response	115V/230VAC, 10-100% load	$\pm 10\%$ typ.
	recovery time (50% duty cycle @ 5Hz & 10kHz)	2.5A/ $\mu\text{s}$

**PROTECTIONS** (measured @  $T_{AMB}= 25^{\circ}\text{C}$ , nom.  $V_{IN}$ , full load and after warm-up unless otherwise stated)

Parameter	Type	Value	
Internal Input Fuse		F10AH/250V	
Short Circuit Protection (SCP)		hiccup mode, auto recovery	
Over Voltage Protection (OVP)	SELV output	REDIIN480-24	34VDC, latch off
		REDIIN480-48	68VDC, latch off
Over Voltage Category (OVC)		OVC II	
Over Current Protection (OCP)	refer to „Over Current Protection“	105% - 150% of rated load current, auto recovery	
Over Temperature Protection (OTP)		latch off	
Class of Equipment		Class I with PE connection	
Isolation Voltage (safety certified) <sup>(5)</sup>	1 minute	I/P to O/P	3kVAC
		I/P to PE	2kVAC
		O/P to PE	1kVAC
Leakage Current	240VAC/50Hz	1.5mA max.	
Power OK LED	normal mode, no protection activated	green light	

Note5: For repeat Hi-Pot testing, reduce the time and/or the test voltage

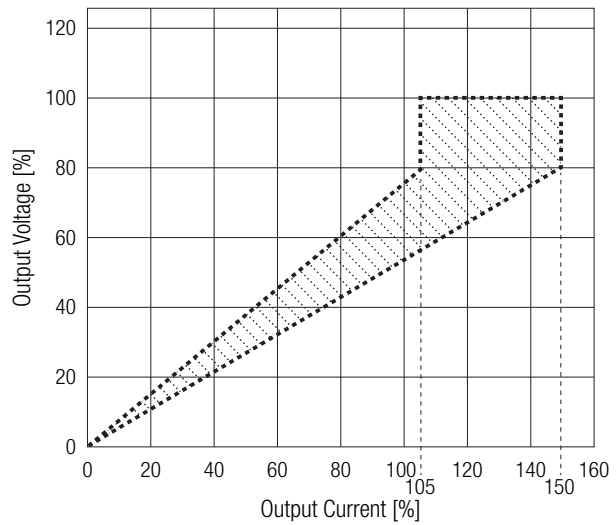
# REDIIN480 Series $\diamond$ DIN Rail Power Supply

## 480W $\diamond$ Input: 100-240VAC

**PROTECTIONS** (measured @  $T_{AMB}= 25^{\circ}\text{C}$ , nom.  $V_{IN}$ , full load and after warm-up unless otherwise stated)

### Over Current Protection

The unit operates in a constant voltage mode within its rated load range. When exceeding the maximum current rating by 105% to 150% of its nominal rating the unit enters into a limited-current mode which drives the output voltage to approximately 80% of its nominal set point. Further increased load leading the units into a hiccup mode with automated restart.



**ENVIRONMENTAL** (measured @  $T_{AMB}= 25^{\circ}\text{C}$ , nom.  $V_{IN}$ , full load and after warm-up unless otherwise stated)

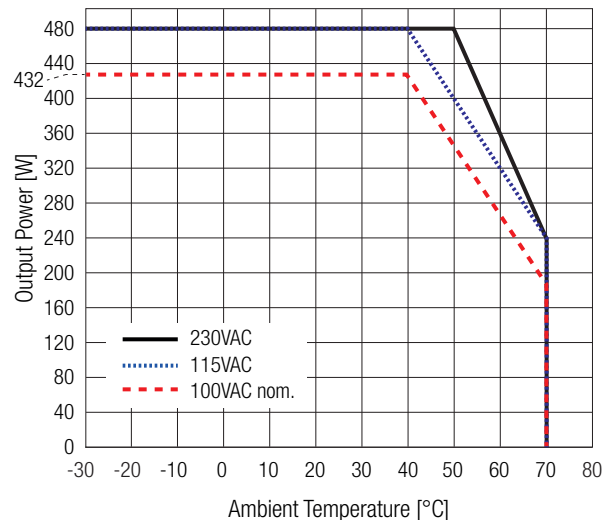
Parameter	Condition	Value
Operating Ambient Temperature Range <sup>(7)</sup>	@ natural convection (0.1m/s) with derating	-30°C to +70°C
	full load	refer to „Derating Graph“
Operating Altitude <sup>(6)</sup>		5000m
Operating Humidity	non-condensing	20% - 90% RH max.
Pollution Degree		PD2
Shock	according to IEC 60068-2-27 operating	Half Sine Wave: 10G/11ms; 1 time in X axis
	non-operating	Half Sine Wave: 50G/11ms; 3 time per direction, 9 times total
Vibration	according to IEC 60068-2-26 operating	Sine Wave: 10Hz to 500Hz @ 19.6m/s <sup>2</sup> (2G peak); 10 min per cycle, 60 min for X direction
	non-operating	Random: 5Hz to 500Hz; 2.09Grms; 20 min per axis for all X, Y, Z directions
MTBF	according to telcordia SR-332, 115/230VAC	700 x 10 <sup>3</sup> hours

Note6: Recognized by safety agency for safe operation up to 5000m. High altitude operation may impact the performance and lifetime

### Derating Graph

(@ Chamber and natural convection 0.1m/s)

Note7: cold start capability -40°C; between -40°C and -30°C may exceed limits. Guaranteed start up above -30°C



# REDIIN480 Series $\diamond$ DIN Rail Power Supply

## 480W $\diamond$ Input: 100-240VAC

### SAFETY & CERTIFICATIONS

Certificate Type (Safety)	Report Number	Standard
Audio/Video, information and communication technology equipment - Part1: Safety requirements (CB)	CN23FXWD-001	IEC62368-1:2014 2nd Edition
Audio/Video, information and communication technology equipment - Part1: Safety requirements		EN62368-1:2014 + A11:2017
Audio/Video, information and communication technology equipment - Part1: Safety requirements	E224736	UL62368-1:2014 CAN/CSA-C22.2 No. 62368-1:2014
Electrical Equipment For Measurement, Control, and Laboratory Use; Part 1: General Requirements (CB)	E338991-D1020-1-A0-C0-CB	IEC61010-1:2010+A1:2016, 3rd Edition
Electrical Equipment For Measurement, Control, and Laboratory Use; Part 1: General Requirements		EN61010-1:2010+A1:2019
Electrical Equipment For Measurement, Control, and Laboratory Use; Part 1: General Requirements	E470721	UL61010-1, 3rd Edition, 2012-05-11 CSA C22.2 No. 61010-1, 3rd Ed. 2012-01-01
Electrical Equipment For Measurement, Control, and Laboratory Use; Part 2-201: Particular requirements for control equipment (CB Scheme)	E338991-D1020-1-A0-C0-CB	IEC61010-2-201:2017, 2nd Edition
Electrical Equipment For Measurement, Control, and Laboratory Use; Part 2-201: Particular requirements for control equipment		EN IEC 61010-2-201:2018
Electrical Equipment For Measurement, Control, and Laboratory Use; Part 2-201: Particular requirements for control equipment	E470721	UL61010-2-201, 2nd Edition CSA C22.2 No. 61010-2-201, 2nd Edition
RoHS2		RoHS 2011/65/EU + AM2015/863

EMC Compliance according to EN55032/35	Condition	Standard / Criterion
Electromagnetic compatibility of multimedia equipment - Emission requirements		EN55032:2015+A11:2020, Class B
Electromagnetic compatibility of multimedia equipment - Immunity requirements		EN55035:2017+A11:2020
ESD Electrostatic discharge immunity test (level 4)	Air: $\pm 2, 4, 8, 15kV$ Contact $\pm 2, 4, 6, 8kV$	IEC61000-4-2:2008 , Criteria A EN61000-4-2:2009, Criteria A
Radiated, radio-frequency, electromagnetic field immunity test (level 2)	3V/m (80-1000MHz) 3V/m (1800, 2600, 3500, 5000MHz)	IEC/EN61000-4-3:2006+A2:2010, Criteria A
Fast Transient and Burst Immunity (level 3)	AC Power Port: L, N, PE, L-N-PE: 1kV	IEC/EN61000-4-4:2012, Criteria A
Surge Immunity (level 4)	AC Power Port: L-N: 0.5, 1, 2kV L-PE, N-PE: 0.5, 1, 2kV	IEC/EN61000-4-5:2014+A1:2017, Criteria A
Immunity to conducted disturbances, induced by radio-frequency fields (level 2)	3Vrms (0.15-30MHz) 3-1Vrms (10-30MHz) 1Vrms (30-80MHz)	IEC61000-4-6:2013, Criteria A EN61000-4-6:2014, Criteria A
Power Magnetic Field Immunity (level 2)	1A/m 50Hz	IEC61000-4-8:2009, Criteria A EN61000-4-8:2010, Criteria A
Voltage Dips	100/230/240VAC, 50Hz >95%, 0.5 cycles; 30%, 25 cycles	IEC/EN61000-4-11:2004+A1:2017, Criteria A
Voltage Interruptions	100/230/240VAC, 50Hz >95%, 250 cycles	IEC/EN61000-4-11:2004+A1:2017, Criteria B
Limits of Harmonic Current Emissions	meets standard up to 100W P <sub>OUT</sub>	EN IEC 61000-3-2:2019
Limits of Voltage Fluctuations & Flicker		EN61000-3-3:2013+A1:2019

EMC Compliance according to EN61204-3	Condition	Standard / Criterion
Low voltage power supplies, d.c. output Part 3: Electromagnetic compatibility		EN61204-3:2000, Class A
ESD Electrostatic discharge immunity test	Air: $\pm 2, 4, 8, 15kV$ Contact: $\pm 2, 4, 6, 8kV$	IEC61000-4-2:2008, Criteria A EN61000-4-2:2009, Criteria A
Radiated, radio-frequency, electromagnetic field immunity test	3V/m (80-1000MHz, 895-905MHz, 1400-2000MHz, 2000-2700MHz)	IEC/EN61000-4-3:2006+A2:2010, Criteria A
Fast Transient and Burst Immunity	AC Power Port: L, N, PE, L-N-PE: 1kV	IEC/EN61000-4-4:2012, Criteria A
Surge Immunity	AC Power Port: L-N: 0.5, 1, 2kV AC Power Port: L-PE, N-PE: 0.5, 1, 2, 4kV	IEC/EN61000-4-5:2014+A1:2017 Criteria A
Immunity to conducted disturbances, induced by radio-frequency fields	3Vrms (0.15-80MHz)	IEC61000-4-6:2013, Criteria A EN61000-4-6:2014, Criteria A
Voltage Dips	100/230/240VAC, 50Hz 30%, 60%	IEC/EN61000-4-11:2004+A1:2017, Criteria A
Voltage Interruptions	100/230/240VAC, 50Hz >95%	IEC/EN61000-4-11:2004+A1:2017, Criteria B
Limits of Harmonic Current Emissions		EN IEC 61000-3-2:2019
Limits of Voltage Fluctuations & Flicker		EN61000-3-3:2013+A1:2017

# REDIIN480 Series ◇ DIN Rail Power Supply

## 480W ◇ Input: 100-240VAC



### SAFETY & CERTIFICATIONS

EMC Compliance according to IEC/EN61000-6-4/6-2	Condition		Standard / Criterion
Electromagnetic compatibility (EMC) - Part 6-4: Generic standards - Emission standard for industrial environments			IEC61000-6-4:2006+A1:2010 EN61000-6-4:2007+A1:2011
Electromagnetic compatibility (EMC) - Part 6-2: Generic standards - Immunity standard for industrial environments			IEC/EN61000-6-2:2005
ESD Electrostatic discharge immunity test	Air: ±2, 4, 8, 15kV Contact: ±2, 4, 6, 8kV		IEC61000-4-2:2008, Criteria A EN61000-4-2:2009, Criteria A
Radiated, radio-frequency, electromagnetic field immunity test	10V/m (80-1000MHz) 3V/m (1400-6000MHz)		IEC/EN61000-4-3:2006+A2:2010, Criteria A
Fast Transient and Burst Immunity	AC Power Port: L, N, PE, L-N-PE: 2kV		IEC/EN61000-4-4:2012 Criteria A
Surge Immunity	AC Power Port L-N: 0.5, 1, 2kV; L-PE, N-PE: 0.5, 1, 2, 4kV		IEC/EN61000-4-5:2014+A1:2017, Criteria A
Immunity to conducted disturbances, induced by radio-frequency fields	10Vrms (0.15-80MHz)		IEC61000-4-6:2013, Criteria A EN61000-4-6:2014, Criteria A
Power Magnetic Field Immunity	30A/m, 50/60Hz		IEC61000-4-8:2009, Criteria A EN61000-4-8:2010, Criteria A
Voltage Dips	100VAC, 50Hz	30%, 25/30 cycles; 100%, 1 cycle	IEC61000-4-11:2004+A1:2017, Criteria A
		60%, 10/12 cycles	IEC61000-4-11:2004+A1:2017, Criteria B
	230/240VAC, 50Hz	100%, 1 cycle; 60%, 10 cycles; 30%, 25 cycles	IEC61000-4-11:2004+A1:2017, Criteria A
Voltage Interruptions	100/230/240VAC, 50Hz	100%, 250/300 cycles	IEC/EN61000-4-11:2004+A1:2017, Criteria B
Limits of Harmonic Current Emissions			EN IEC 61000-3-2:2019
Limits of Voltage Fluctuations & Flicker			EN61000-3-3:2013+A1:2017

### DIMENSION & PHYSICAL CHARACTERISTICS

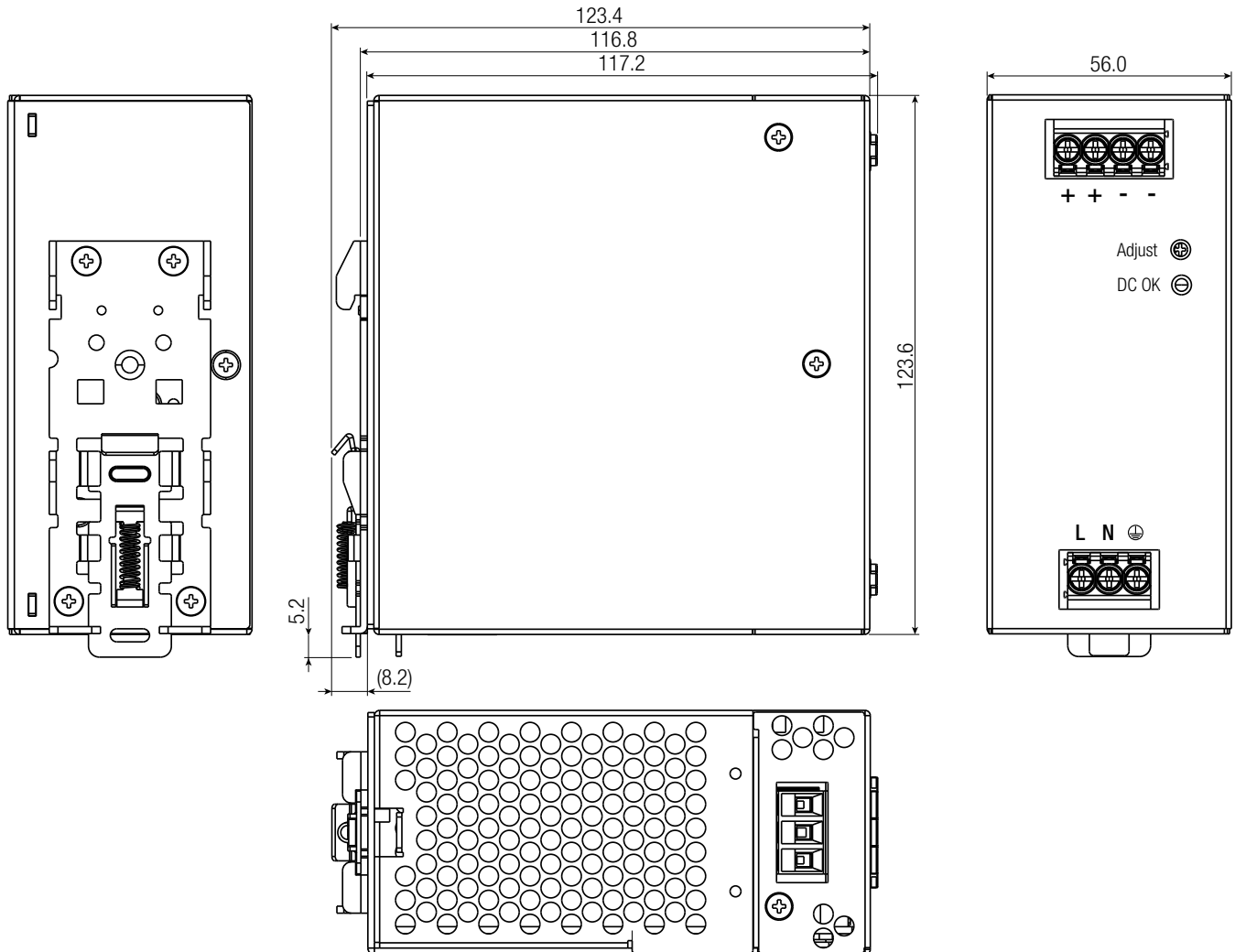
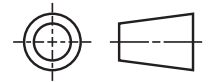
Parameter	Type	Value
Material	chassis	aluminum
Dimension (HxWxD)		123.6 x 56.0 x 116.8mm 4.86 x 2.2 x 4.6 inch
Weight	with mounting clip	870g 1.92 lbs

# REDIIN480 Series $\diamond$ DIN Rail Power Supply

480W  $\diamond$  Input: 100-240VAC

## DIMENSION & PHYSICAL CHARACTERISTICS

Dimension Drawing (mm)



Use flexible (stranded wire) or solid cables with the following wire cross-section is recommended.

Ferrules are required for flexible cables.

Use copper conductors designed for an operating temperature of at least 105°C.

### Screw Terminal Information

Function	AWG	mm <sup>2</sup>	Tightening Torque
VAC in L	14-12	2.1-3.3	0.6Nm
VAC in N	14-12	2.1-3.3	0.6Nm
PE $\oplus$	14-12	2.1-3.3	0.6Nm
-Vout	14-12	2.1-3.3	0.4Nm
+Vout	14-12	2.1-3.3	0.4Nm

Wire stripping length: 8mm

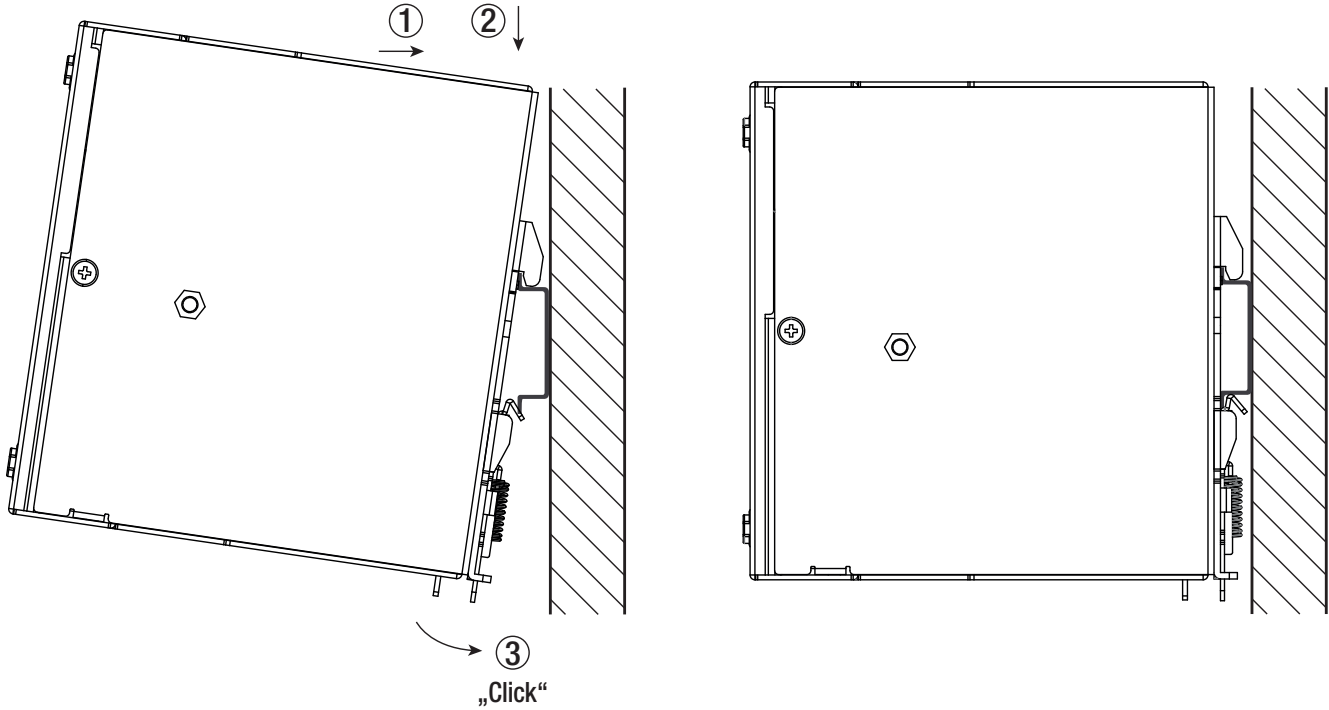
Tolerance:  $\pm 0.5\text{mm}$

## INSTALLATION & APPLICATION

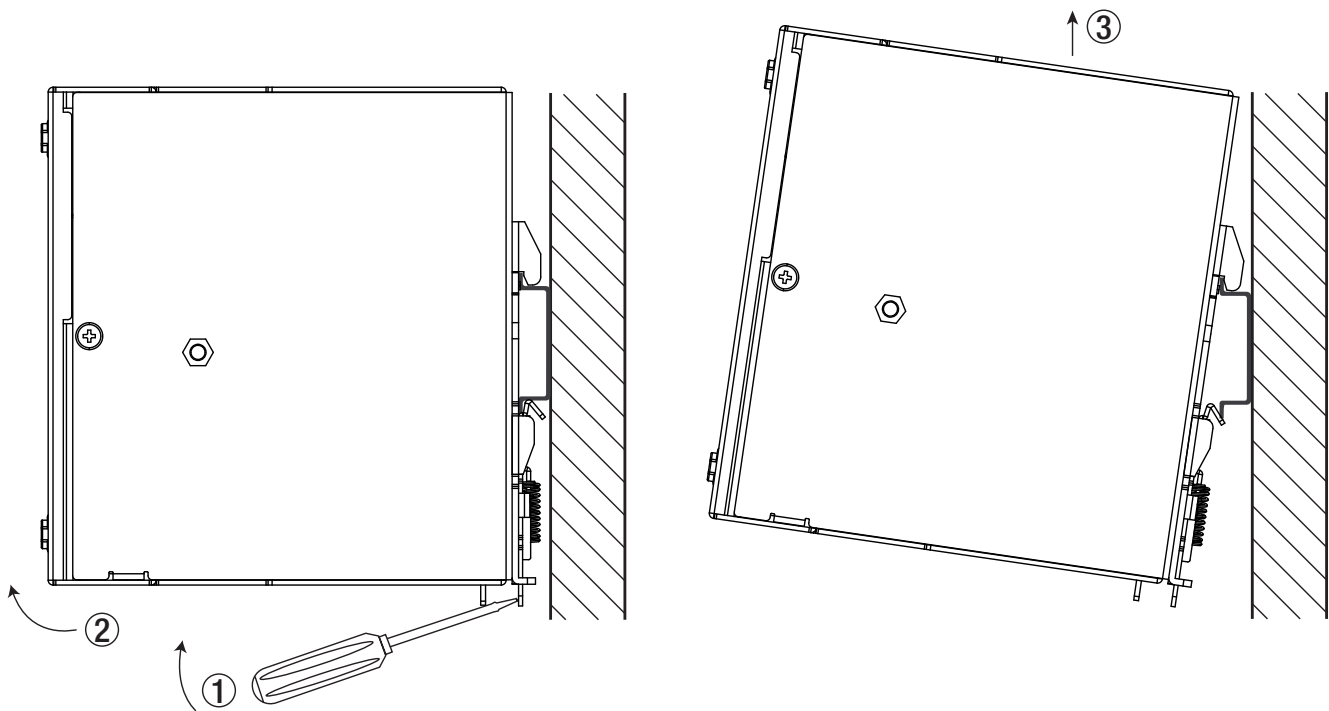
### Mounting Instruction

Mounting Rail: Standard TS35 DIN Rail in accordance with EN 60715

### Mounting



### Release



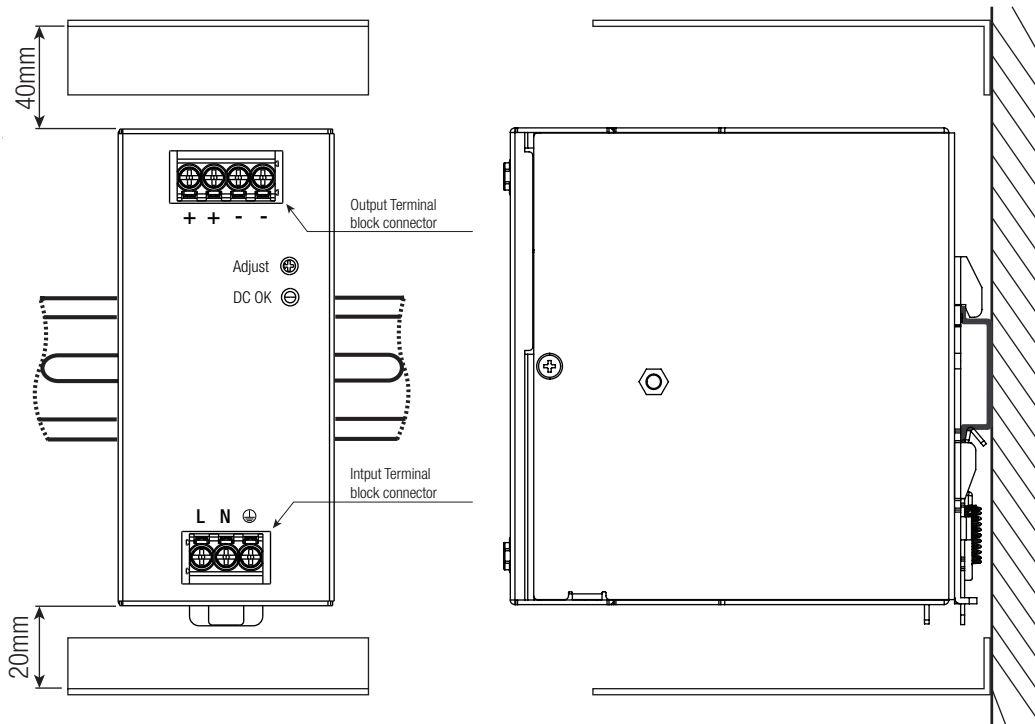


# REDIIN480 Series $\diamond$ DIN Rail Power Supply

480W  $\diamond$  Input: 100-240VAC

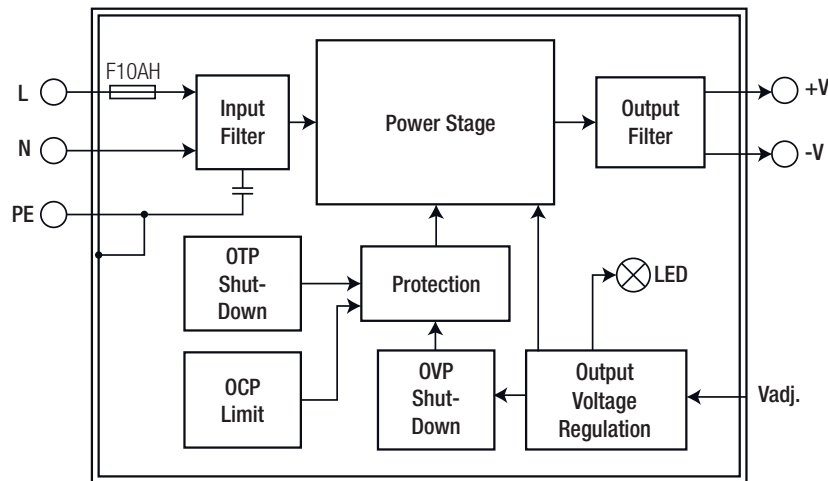
## INSTALLATION & APPLICATION

### Multiple Mounting



Note8: To guarantee sufficient convection cooling, keep a distance of 40mm above and 20mm below the device. For vertical mounting the device should be installed with the input terminal on the bottom.

## BLOCK DIAGRAM



## PACKAGING INFORMATION

Parameter	Type	Value
Packaging Dimension (LxWxH)	cardboard box	505.0 x 305.0 x 226.0mm
Packaging Quantity		7pcs
Storage Temperature Range		-40°C to +85°C
Storage Humidity	non-condensing	5% - 95% RH max.

The product information and specifications may be subject to changes even without prior written notice. The product has been designed for various applications; its suitability lies in the responsibility of each customer. The products are not authorized for use in safety-critical applications without RECOM's explicit written consent. A safety-critical application is an application where a failure may reasonably be expected to endanger or cause loss of life, inflict bodily harm or damage property. The applicant shall indemnify and hold harmless RECOM, its affiliated companies and its representatives against any damage claims in connection with the unauthorized use of RECOM products in such safety-critical applications.