

505018-E ✓ ACTIVE

ERNI | ERNI MicroBridge

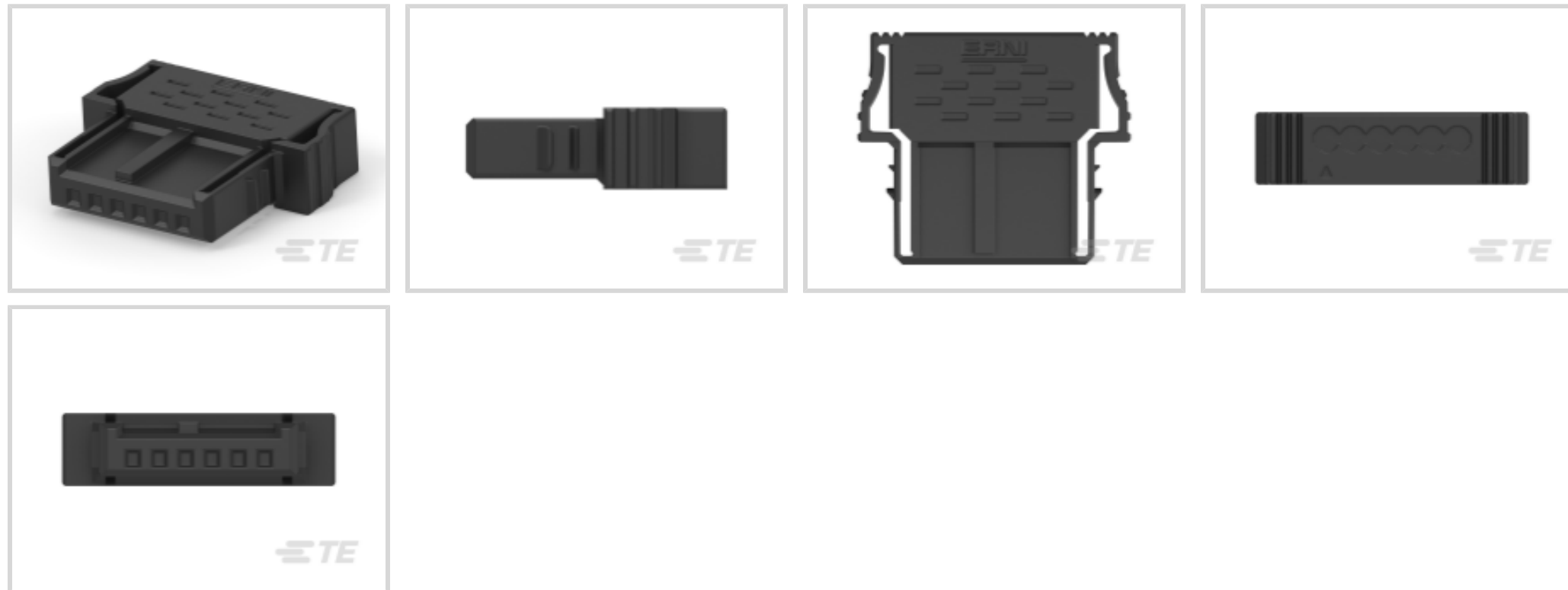
TE Internal #: 505018-E

Wire-to-Board, 6 Position, 1.27 mm [.05 in] Centerline, One Piece -
IDC, Gold (Au), Power & Signal, Black, Tray, ERNI MicroBridge

[View on TE.com >](#)



Connectors > PCB Connectors > PCB Headers & Receptacles



Connector System: **Wire-to-Board**

Number of Positions: **6**

Centerline (Pitch): **1.27 mm [.05 in]**

Number of Rows: **1**

Primary Product Color: **Black**

Features

Product Type Features

| | |
|-----------------------------------|-----------------|
| Connector Shape | Rectangular |
| Header Type | One Piece - IDC |
| Connector System | Wire-to-Board |
| Connector & Contact Terminates To | Wire & Cable |

Configuration Features

| | |
|----------------------------------|--------------|
| Number of Columns | 6 |
| Number of Loaded Positions | 6 |
| Connector Contact Load Condition | Fully Loaded |
| Number of Positions | 6 |
| Number of Rows | 1 |

Electrical Characteristics

| | |
|-----------------------|----------------|
| Insulation Resistance | 100 M Ω |
| Contact Resistance | 5 m Ω |

Body Features



| | |
|-----------------------|-------|
| Primary Product Color | Black |
|-----------------------|-------|

Contact Features

| | |
|---|--------------|
| Contact Layout | Inline |
| Contact Type | Receptacle |
| PCB Contact Termination Area Plating Material | Tin |
| Contact Base Material | Copper Alloy |
| Contact Mating Area Plating Material | Gold (Au) |
| Contact Current Rating (Max) | 9 A |

Mechanical Attachment

| | |
|-------------------------|----------------------------|
| Mating Alignment Type | Polarization |
| Mating Retention | With |
| Mating Alignment | With |
| Mating Retention Type | Latches |
| Connector Mounting Type | Cable Mount (Free-Hanging) |

Housing Features

| | |
|--------------------|------------------|
| Housing Material | PPA |
| Centerline (Pitch) | 1.27 mm [.05 in] |

Usage Conditions

| | |
|-----------------------------|-----------------------------|
| Operating Temperature (Max) | 150 °C [302 °F] |
| Operating Temperature Range | -40 – 150 °C [-40 – 302 °F] |

Operation/Application

| | |
|---------------------|----------------|
| Circuit Application | Power & Signal |
|---------------------|----------------|

Industry Standards

| | |
|------------------------|----------|
| UL Flammability Rating | UL 94V-0 |
|------------------------|----------|

Packaging Features

| | |
|------------------|------|
| Packaging Method | Tray |
|------------------|------|

Product Compliance

[For compliance documentation, visit the product page on TE.com>](#)

| | |
|---|---|
| EU RoHS Directive 2011/65/EU | Compliant |
| EU ELV Directive 2000/53/EC | Compliant |
| China RoHS 2 Directive MIIT Order No 32, 2016 | No Restricted Materials Above Threshold |



EU REACH Regulation (EC) No. 1907/2006

Current ECHA Candidate List: JAN 2024 (240)

Candidate List Declared Against: JUNE 2023 (235)

Does not contain REACH SVHC

Halogen Content

Not Yet Reviewed for halogen content

Solder Process Capability

Not reviewed for solder process capability

Product Compliance Disclaimer

This information is provided based on reasonable inquiry of our suppliers and represents our current actual knowledge based on the information they provided. This information is subject to change. The part numbers that TE has identified as EU RoHS compliant have a maximum concentration of 0.1% by weight in homogenous materials for lead, hexavalent chromium, mercury, PBB, PBDE, DBP, BBP, DEHP, DIBP, and 0.01% for cadmium, or qualify for an exemption to these limits as defined in the Annexes of Directive 2011/65/EU (RoHS2). Finished electrical and electronic equipment products will be CE marked as required by Directive 2011/65/EU. Components may not be CE marked. Additionally, the part numbers that TE has identified as EU ELV compliant have a maximum concentration of 0.1% by weight in homogenous materials for lead, hexavalent chromium, and mercury, and 0.01% for cadmium, or qualify for an exemption to these limits as defined in the Annexes of Directive 2000/53/EC (ELV). Regarding the REACH Regulation, the information TE provides on SVHC in articles for this part number is based on the latest European Chemicals Agency (ECHA) 'Guidance on requirements for substances in articles' posted at this URL: <https://echa.europa.eu/guidance-documents/guidance-on-reach>

Compatible Parts



TE Part # 504275-E
MCBA 6 M * SMD 137 * 176 * GURT * J 2 50



TE Part # 504425-E
MCBP 6 M * SMD 137 * 197 * GU-H * J 2 50



TE Part # 2447854-1
EPT-A1, ERNI IDC Mach, Combo 90&180 deg




TE Part # 2447854-2
EPT-A1, ERNI IDC Mach, 180 deg with CCD

Also in the Series | ERNI MicroBridge

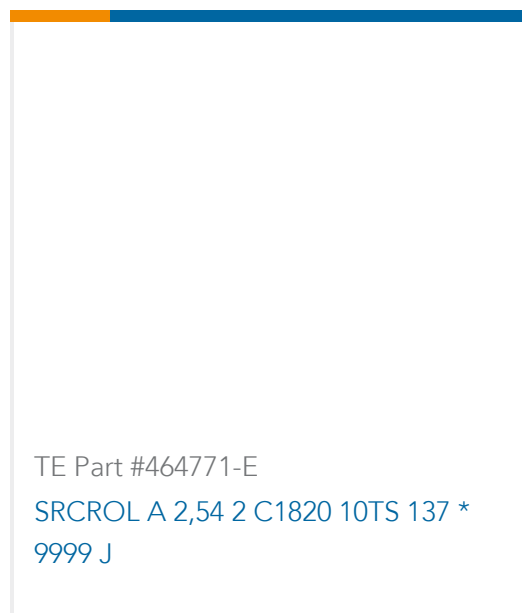


PCB Headers & Receptacles(28)



Wire-to-Board Connector Assemblies & Housings(9)

Customers Also Bought



Documents

Product Drawings

[MCBA 6 F * 035 137 * 197 1,27 TRAY VR2 J](#)

English

CAD Files

Customer View Model

[ENG_CVM_CVM_505018-E_1.3d_igs.zip](#)

English

Customer View Model

[ENG_CVM_CVM_505018-E_1.3d_stp.zip](#)

English

Customer View Model

[ENG_CVM_CVM_505018-E_1.2d_dxf.zip](#)

English

[3D PDF](#)

3D

By downloading the CAD file I accept and agree to the [Terms and Conditions](#) of use.

Datasheets & Catalog Pages



[Datasheet - ERNI MicroBridge Automotive Applications](#)

English

[Product Specifications](#)

[Application Specification](#)

English