

515094-E ✓ ACTIVE

ERNI | ERNI MicroBridge

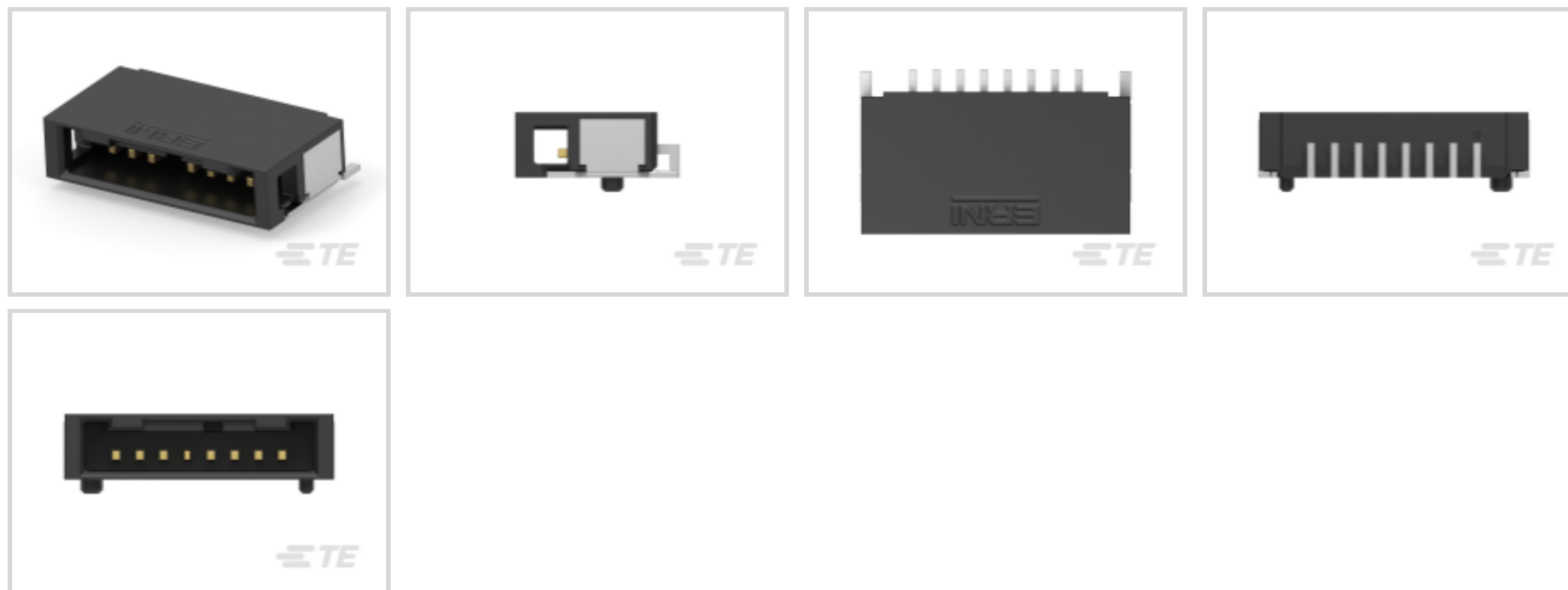
TE Internal #: 515094-E

PCB Mount Header, Right Angle, Cable-to-Board, 8 Position, 1.27 mm [.05 in] Centerline, Fully Shrouded, Gold (Au), Surface Mount, ERNI MicroBridge

[View on TE.com >](#)



Connectors > PCB Connectors > PCB Headers & Receptacles



Connector System: **Cable-to-Board**

Number of Positions: **8**

Centerline (Pitch): **1.27 mm [.05 in]**

PCB Mount Orientation: **Right Angle**

Number of Rows: **1**

## Features

### Product Type Features

Connector Shape	Rectangular
PCB Connector Assembly Type	PCB Mount Header
Header Type	Fully Shrouded
Connector System	Cable-to-Board
Connector & Contact Terminates To	Printed Circuit Board

### Configuration Features

Number of Columns	8
Number of Loaded Positions	8
Connector Contact Load Condition	Fully Loaded
Number of Positions	8
PCB Mount Orientation	Right Angle
Number of Rows	1

### Electrical Characteristics

Insulation Resistance	100 MΩ
-----------------------	--------



Contact Resistance	5 mΩ
--------------------	------

### Body Features

Primary Product Color	Black
-----------------------	-------

### Contact Features

Contact Mating Area Length	3.5 mm[.138 in]
----------------------------	-----------------

PCB Contact Termination Area Plating Material Thickness	4 – 6 μm[157.48 – 236.22 μin]
---	-------------------------------

Contact Layout	Inline
----------------	--------

Contact Type	Pin
--------------	-----

PCB Contact Termination Area Plating Material	Tin
---	-----

Contact Base Material	Copper Alloy
-----------------------	--------------

Contact Mating Area Plating Material	Gold (Au)
--------------------------------------	-----------

Contact Current Rating (Max)	9 A
------------------------------	-----

### Termination Features

Termination Method to Printed Circuit Board	Surface Mount
---	---------------

### Mechanical Attachment

Mounting Alignment Feature Length	.75 mm[.029 in]
-----------------------------------	-----------------

PCB Mount Alignment Type	Locating Posts
--------------------------	----------------

Mating Alignment Type	Polarization Groove
-----------------------	---------------------

Mating Retention	With
------------------	------

Mating Alignment	With
------------------	------

PCB Mount Alignment	With
---------------------	------

PCB Mount Retention	With
---------------------	------

Mating Retention Type	Locking
-----------------------	---------

Connector Mounting Type	Board Mount
-------------------------	-------------

### Housing Features

Housing Material	LCP
------------------	-----

Centerline (Pitch)	1.27 mm[.05 in]
--------------------	-----------------

### Usage Conditions

Operating Temperature (Max)	150 °C[302 °F]
-----------------------------	----------------

Operating Temperature Range	-40 – 150 °C[-40 – 302 °F]
-----------------------------	----------------------------

### Operation/Application

Shielded	No
----------	----



Circuit Application

Power & Signal

**Industry Standards**

UL Flammability Rating

UL 94V-0

**Packaging Features**

Packaging Method

Tape & Reel

**Product Compliance**

[For compliance documentation, visit the product page on TE.com>](#)

EU RoHS Directive 2011/65/EU

Compliant

EU ELV Directive 2000/53/EC

Not Yet Reviewed

China RoHS 2 Directive MIIT Order No 32, 2016

No Restricted Materials Above Threshold

EU REACH Regulation (EC) No. 1907/2006

Current ECHA Candidate List: JAN 2024 (240)  
Candidate List Declared Against: JUNE 2023 (235)  
Does not contain REACH SVHC

Halogen Content

Not Yet Reviewed for halogen content

Solder Process Capability

Not reviewed for solder process capability

**Product Compliance Disclaimer**

This information is provided based on reasonable inquiry of our suppliers and represents our current actual knowledge based on the information they provided. This information is subject to change. The part numbers that TE has identified as EU RoHS compliant have a maximum concentration of 0.1% by weight in homogenous materials for lead, hexavalent chromium, mercury, PBB, PBDE, DBP, BBP, DEHP, DIBP, and 0.01% for cadmium, or qualify for an exemption to these limits as defined in the Annexes of Directive 2011/65/EU (RoHS2). Finished electrical and electronic equipment products will be CE marked as required by Directive 2011/65/EU. Components may not be CE marked. Additionally, the part numbers that TE has identified as EU ELV compliant have a maximum concentration of 0.1% by weight in homogenous materials for lead, hexavalent chromium, and mercury, and 0.01% for cadmium, or qualify for an exemption to these limits as defined in the Annexes of Directive 2000/53/EC (ELV). Regarding the REACH Regulation, the information TE provides on SVHC in articles for this part number is based on the latest European Chemicals Agency (ECHA) 'Guidance on requirements for substances in articles' posted at this URL: <https://echa.europa.eu/guidance-documents/guidance-on-reach>

**Compatible Parts**



TE Part # 504315-E  
MCBA 14 M \* SMD 137 \* 176 \* GURT \* J 2 5



TE Part # 514523-E  
MCBA 6 M \* SMD 137 \* 176 \* GURT \* C3 J 2 5



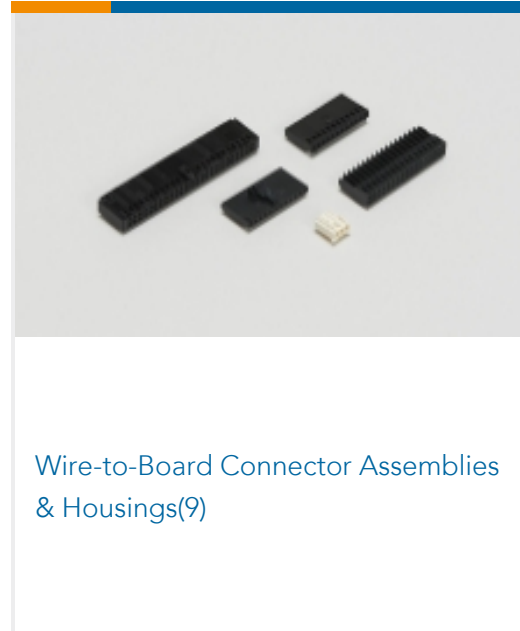
TE Part # 514889-E  
MCBA 9 M \* SMD 137 \* 176 \* GURT \* J 2 51



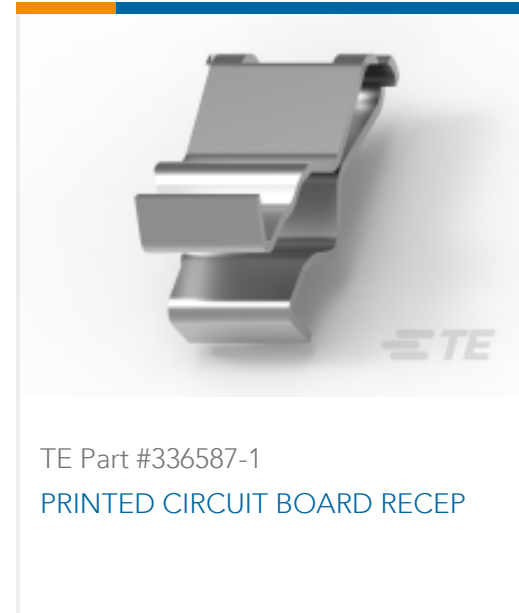

TE Part # 515089-E  
MCBA 5 M \* SMD 137 \* 176 \* GURT \* C3 J 2 5



Also in the Series | ERNI MicroBridge



Customers Also Bought





## Documents

### Product Drawings

[MCBA 8 M \\* SMD 137 \\* 176 \\* GURT C4 J 2 5](#)

English

[MCBA 8 M \\* SMD 137 \\* 176 \\* GURT C4 J 2 5](#)

German

---

### CAD Files

Customer View Model

[ENG\\_CVM\\_CVM\\_515094-E\\_1.3d\\_igs.zip](#)

English

Customer View Model

[ENG\\_CVM\\_CVM\\_515094-E\\_1.3d\\_stp.zip](#)

English

Customer View Model

[ENG\\_CVM\\_CVM\\_515094-E\\_1.2d\\_dxf.zip](#)

English

**3D PDF**

3D

By downloading the CAD file I accept and agree to the [Terms and Conditions](#) of use.

---

### Datasheets & Catalog Pages

[Datasheet - ERNI MicroBridge Automotive Applications](#)

English

---

### Product Specifications

[108-161172 MicroBridge IDC SMT](#)

English