

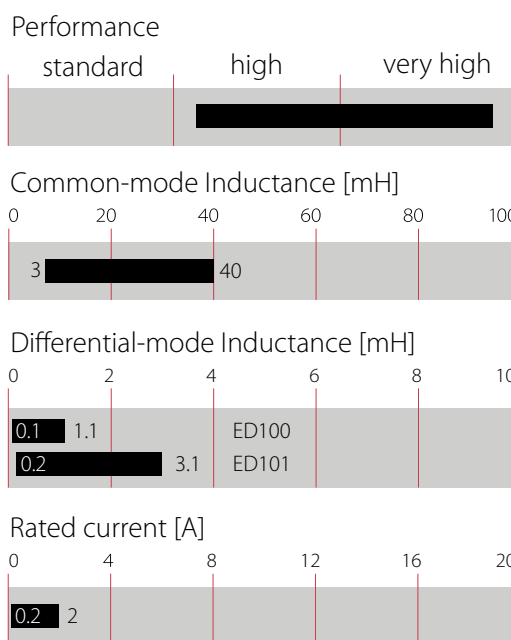


Current-compensated choke series for lighting applications



Performance indicators



Approvals & Compliances

RoHS

Lighting LED drivers need to be high in efficiency, low in cost and compliant to EMC regulations. The ED100 / ED101 series increases the efficiency of a LED driver circuit by reducing the need for X-capacitors. Thus, the power factor rises, and less unwanted reactive power is generated. The inductor is a combination of a strong common-mode inductance with a significant differential-mode inductance. It offers two filtering elements in one component. This helps the circuit designer to reduce the number of elements on the PCB, to reduce space requirement as well as lowering costs. Combined with the high MTBF value of the ED100 / ED101 series, a circuit design with reduced number of components profits for its overall reliability and lifetime.

Features and Benefits

- Increases power factor
- Combination of common- and differential-mode inductances
- Rated currents up to 2 A
- Compact and light-weight
- Small PCB footprint
























































Family Technical Specifications

| | |
|--|---|
| Creepage and clearance distances | Creepage > 3 mm / Clearance > 2.5 mm between windings |
| Rated inductance | 3 to 40 mH common-mode |
| Rated currents | 0.2 to 2 A @ 65°C |
| Operating voltage | 300 VAC, 50/60 Hz |
| Overvoltage category | II acc. IEC 60664-1 |
| Pollution degree | PD2 acc. IEC 60664-1 |
| Stray inductance | 0.1 - 3.1 mH |
| Inductance reduction (DC bias with IN) | Less than 10% at rated current |
| Temperature range (operation and storage) | -40°C to 125°C |
| Climatic category | 40/125/56 acc. IEC 60068-1 |
| Cooling | AN - natural convection |
| Altitude | Derating above 2,000 m |
| Protection category | IP 00 |
| Flammability corresponding to | UL 94 V-0 |
| Vibration and shock | 3M4 acc. IEC 60721-3-3 |
| Design corresponding to | IEC 60938-1/-2 |
| MTBF (Mil-HB-217F) | >13,000,000 h @ 65°C/250 V |
| Operating frequency | DC to 60 Hz |

Typical Applications

- Mains operated LED drivers
- Electronic ballasts
- Input filters for switch mode power supplies

Articles

|  | Article | Rated Current @ambient (A) | Inductance L1 | Input/Output connections (Nm) | | Read More |
|---|----------------|----------------------------|------------------|-------------------------------|---|---|
| | | | | Input terminal | Dist. stock | |
|  | ED100-0.2-40M | 0.2 | 40 | 02 - PCB Pin |  |  |
|  | ED100-0.3-27M | 0.3 | 27 | 02 - PCB Pin |  |  |
|  | ED100-0.4-20M | 0.4 | 20 | 02 - PCB Pin |  |  |
|  | ED100-0.5-15M | 0.5 | 15 | 02 - PCB Pin |  |  |
|  | ED100-0.75-12M | 0.75 | 12 | 02 - PCB Pin |  |  |
|  | ED100-1.25-7M0 | 1.25 | 7 | 02 - PCB Pin |  |  |
|  | ED100-1.5-5M0 | 1.5 | 5 | 02 - PCB Pin |  |  |
|  | ED100-1-9M0 | 1 | 9 | 02 - PCB Pin |  |  |
|  | ED100-2-3M0 | 2 | 3 | 02 - PCB Pin |  |  |
|  | ED101-0.2-40M | 0.2 | 40 | 02 - PCB Pin |  |  |
|  | ED101-0.3-27M | 0.3 | 27 | 02 - PCB Pin |  |  |
|  | ED101-0.4-20M | 0.4 | 20 | 02 - PCB Pin |  |  |
|  | ED101-0.5-15M | 0.5 | 15 | 02 - PCB Pin |  |  |
|  | ED101-0.75-12M | 0.75 | 12 | 02 - PCB Pin |  |  |
|  | ED101-1.25-7M0 | 1.25 | 7 | 02 - PCB Pin |  |  |
|  | ED101-1.5-5M0 | 1.5 | 5 | 02 - PCB Pin |  |  |
|  | ED101-1-9M0 | 1 | 9 | 02 - PCB Pin |  |  |
|  | ED101-2-3M0 | 2 | 3 | 02 - PCB Pin |  |  |

Headquarters, Global Innovation and Development

Switzerland

Schaffner Group

Industrie Nord
Nordstrasse 11e
4542
Luterbach
+41 32 681 66 26
info@schaffner.com

Sales and Application Centers

Finland

Schaffner Oy

Lohjanharjuntie 1109
08500
Lohja
+ 358 50 468 72 84
finlandsales@schaffner.com

France

Schaffner EMC S.A.S.

16-20 Rue Louis Rameau
95875
Bezons
+33 1 34 34 30 60
francesales@schaffner.com

Germany

Schaffner Deutschland GmbH

Ohiostr. 8
76149
Karlsruhe
+49 721 56910
germanysales@schaffner.com

Italy

Schaffner EMC S.r.l.

Via Ticino, 30
20900
Monza (MB)
+39 039 21 41 070
italysales@schaffner.com

United States

Schaffner EMC Inc.

52 Mayfield Avenue
Edison, New Jersey
+1 732 225 9533
usasales@schaffner.com

Japan

Schaffner EMC K.K.

ISM Sangenjaya 7F
1-32-12 Kamiyama Setagaya-ku
154-0011
Tokyo
+81 3 5712 3650
japansales@schaffner.com

Sweden

Schaffner EMC AB

Östermalmströgr 1
114 42
Stockholm
+46 8 5050 2425
swedensales@schaffner.com

Switzerland

Schaffner EMV AG

Industrie Nord
Nordstrasse 11e
4542
Luterbach
+41 32 681 66 26
switzerlandsales@schaffner.com

India

Schaffner India Pvt. Ltd

Regus World Trade Centre
WTC 22nd Floor Unit No 2238 Brigade
Gateway Campus 26/1 Dr. Rajkumar Road
Mallechwaram (W)
560055
Bangalore
+91 8067935355
indiasales@schaffner.com

United Kingdom

Schaffner Ltd.

Suite 1 Oakmede Place
Terrace Road
RG42 4JF
Binfield
+44 118 9770070
uksales@schaffner.com

Singapore

Schaffner EMC Pte Ltd.

Blk 3015A Ubi Road 1 #05-09 Kampong Ubi
Industrial Estate
408705
Singapore
+65 63773283
singaporesales@schaffner.com

To find your local partner within Schaffner's global network schaffner.com

© 2024 Schaffner Group The content of this document has been carefully checked and understood. However, neither Schaffner nor its subsidiaries assume any liability whatsoever for any errors or inaccuracies of this document and the consequences thereof. Published specifications are subject to change without notice. Product suitability for any area of application must ultimately be determined by the customer. In all cases, products must never be operated outside their published specifications. Schaffner does not guarantee the availability of all published products. This disclaimer shall be governed by substantive Swiss law and resulting disputes shall be settled by the courts at the place of business of Schaffner Holding AG. Latest publications and a complete disclaimer can be downloaded from the Schaffner website. All trademarks recognized.