

7-1393239-7 ✓ ACTIVE

SCHRACK | SCHRACK Power PCB Relay RT1


TE Internal #: 7-1393239-7

Power Relays, General Purpose Power Relay, Bistable, 1 Coil, Polarized, Latching, 429 mW Coil Power Rating DC, SCHRACK Power PCB Relay RT1

[View on TE.com >](#)



Relays & Contactors > Relays > Power Relays



Relay Type: **General Purpose Power Relay**

Coil Magnetic System: **Bistable, 1 Coil, Polarized, Latching**

Coil Power Rating DC: **429 mW**

Coil Resistance: **21 Ω**

Coil Special Features: **UL Coil Insulation Class F**

Features

Product Type Features

Relay Type	General Purpose Power Relay
------------	-----------------------------

Configuration Features

Coil Special Features	UL Coil Insulation Class F
Contact Arrangement	1 Form C (CO)
Contact Number of Poles	1

Electrical Characteristics

Insulation Initial Dielectric Between Open Contacts	1000 Vrms
Contact Limiting Making Current	30 A
Contact Limiting Continuous Current	16 A
Insulation Initial Dielectric Between Contacts & Coil	5000 Vrms
Contact Limiting Breaking Current	16 A
Coil Power Rating DC	429 mW
Coil Resistance	21 Ω
Coil Voltage Rating	3 VDC



Contact Current Rating	16 A
Contact Switching Voltage (Max)	400 VAC
Contact Voltage Rating	250 VAC

Body Features

Product Weight	14 g[.494 oz]
----------------	---------------

Contact Features

Contact Material	AgNi90/10
------------------	-----------

Termination Features

Relay Connection Type	PCB Termination
Terminal Configuration	Solder Pins

Mechanical Attachment

Product Mount Type	Printed Circuit Board
--------------------	-----------------------

Dimensions

Insulation Clearance Between Contact & Coil	10 mm[.394 in]
Insulation Creepage Between Contact & Coil	10 mm[.394 in]
Product Width	12.7 mm[.5 in]
Product Length	29 mm[1.14 in]
Product Height	15.7 mm[.618 in]

Usage Conditions

Environmental Category of Protection	RTII
Environmental Ambient Temperature (Max)	85 °C[185 °F]

Operation/Application

Solder Process	Wave Solder
Coil Magnetic System	Bistable, 1 Coil, Polarized, Latching

Packaging Features

Packaging Method	Carton, Tube
------------------	--------------

Other

Length Class (Mechanical)	25 – 30 mm
Insulation Initial Dielectric Between Coil & Contact Class	4000 – 5000 V
Height Class (Mechanical)	15 – 16 mm
Coil Power Rating Class	400 – 500 mW



Width Class (Mechanical)	12 – 16 mm
Contact Current Class	16 A

Product Compliance

[For compliance documentation, visit the product page on TE.com>](#)

EU RoHS Directive 2011/65/EU	Compliant
EU ELV Directive 2000/53/EC	Compliant
China RoHS 2 Directive MIIT Order No 32, 2016	No Restricted Materials Above Threshold
EU REACH Regulation (EC) No. 1907/2006	Current ECHA Candidate List: JAN 2024 (240) Candidate List Declared Against: JAN 2024 (240) Does not contain REACH SVHC
Halogen Content	Not Low Halogen - contains Br or Cl > 900 ppm.
Solder Process Capability	Wave solder capable to 265°C


Product Compliance Disclaimer

This information is provided based on reasonable inquiry of our suppliers and represents our current actual knowledge based on the information they provided. This information is subject to change. The part numbers that TE has identified as EU RoHS compliant have a maximum concentration of 0.1% by weight in homogenous materials for lead, hexavalent chromium, mercury, PBB, PBDE, DBP, BBP, DEHP, DIBP, and 0.01% for cadmium, or qualify for an exemption to these limits as defined in the Annexes of Directive 2011/65/EU (RoHS2). Finished electrical and electronic equipment products will be CE marked as required by Directive 2011/65/EU. Components may not be CE marked. Additionally, the part numbers that TE has identified as EU ELV compliant have a maximum concentration of 0.1% by weight in homogenous materials for lead, hexavalent chromium, and mercury, and 0.01% for cadmium, or qualify for an exemption to these limits as defined in the Annexes of Directive 2000/53/EC (ELV). Regarding the REACH Regulation, the information TE provides on SVHC in articles for this part number is based on the latest European Chemicals Agency (ECHA) 'Guidance on requirements for substances in articles' posted at this URL: <https://echa.europa.eu/guidance-documents/guidance-on-reach>

Compatible Parts




Also in the Series | [SCHRACK Power PCB Relay RT1](#)



Power Relays(190)

Customers Also Bought

TE Part #369880-000
STD03W-2TE Part #5103308-2
A/L LOW PRO HDR 14P VERT BLACKTE Part #1879061-7
CPF 0402 15R 0.1% 25PPM 5K RLTE Part #2118726-2
STD SHIELD FRAME, CRS-44.37X44.37X9.75MMTE Part #5-2176378-1
RQ 0805 33R2 0.1% 10PPM 5K RLTE Part #5-2176381-9
RQ 0805 49K9 0.1% 10PPM 5K RLTE Part #CQ50543001
RAY-103-3.0(10)TE Part #1SNK916302R0000
JB16-2TE Part #ADP-SMAF-MCXM
SMA Jack to MCX PlugTE Part #CSJ-SGFB-200-MHF4
SMA to MHF4 200mm 0.81 OD

Documents

CAD Files

Customer View Model

[ENG_CVM_CVM_7-1393239-7_D.3d_igs.zip](#)

English

Customer View Model

[ENG_CVM_CVM_7-1393239-7_D.3d_stp.zip](#)

English

Customer View Model

[ENG_CVM_CVM_7-1393239-7_D.2d_dxf.zip](#)



English

[3D PDF](#)

[3D](#)

By downloading the CAD file I accept and agree to the [Terms and Conditions](#) of use.

Datasheets & Catalog Pages

[Power PCB Relay RT1 bistable](#)

English

Product Specifications

[Definitions General Purpose Relays](#)

English

Agency Approvals

[VDE Certificate](#)

English