

1766735-2 ✓ ACTIVE

MINI CROWN EDGE | CROWN EDGE

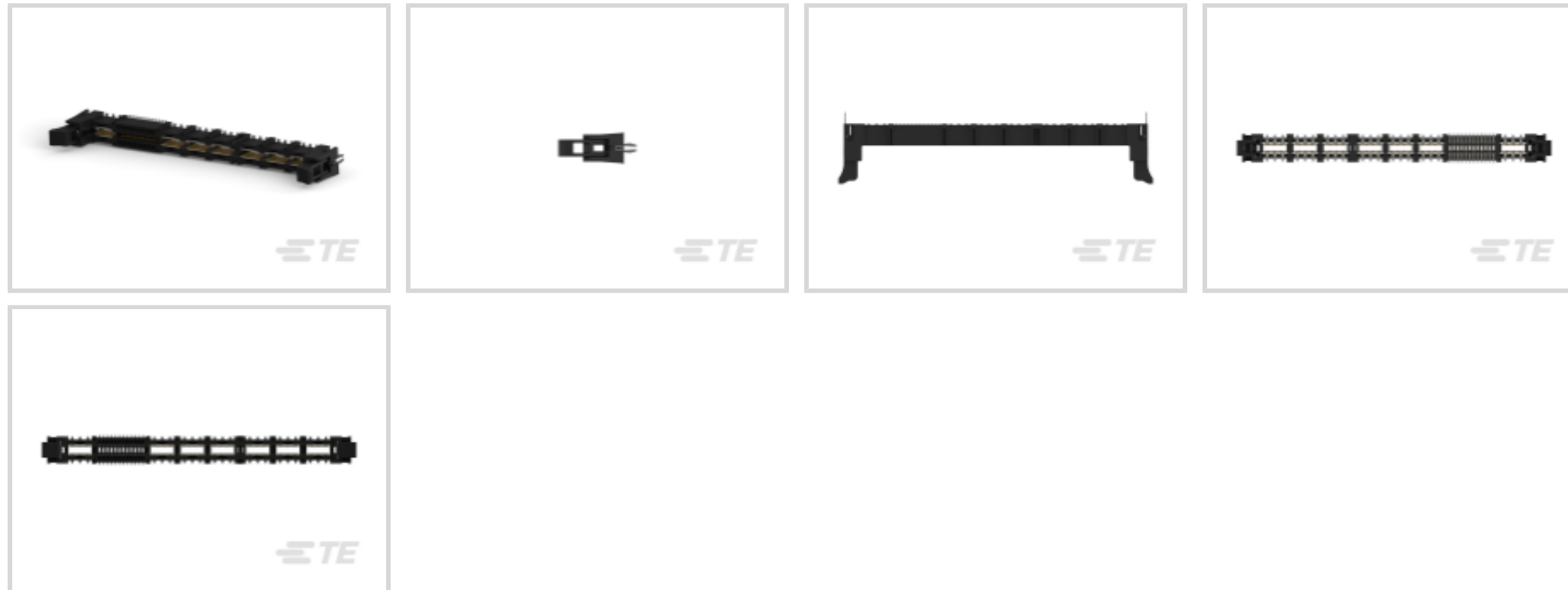
TE Internal #: 1766735-2

Card Edge Power Connectors, Board-to-Board, 38 Position, 1.27 mm [.05 in] Centerline, Power & Signal, 14 Power Positions, CROWN EDGE

[View on TE.com >](#)



Connectors > PCB Connectors > Card Edge Connectors > Card Edge Power Connectors



Connector System: **Board-to-Board**

Number of Positions: **38**

Centerline (Pitch): **1.27 mm [.05 in]**

Contact Current Rating (Max): **25 A**

Circuit Application: **Power & Signal**

## Features

### Product Type Features

Connector Mates With	Printed Circuit Board
Connector & Housing Type	Receptacle
Connector & Contact Terminates To	Printed Circuit Board
Connector System	Board-to-Board

### Configuration Features

PCB Mount Orientation	Vertical
Number of Positions	38
Number of Power Positions	14
Number of Signal Positions	24
Number of Dual Positions	7

### Electrical Characteristics

Operating Voltage	250 V
-------------------	-------

### Body Features

Primary Product Color	Black
-----------------------	-------



### Contact Features

PCB Contact Termination Area Plating Material Thickness	3.05 $\mu\text{m}$ , 3.81 $\mu\text{m}$ [120 $\mu\text{in}$ ][150 $\mu\text{in}$ ]
Contact Layout	Inline
Contact Type	Socket
Contact Mating Area Plating Material Thickness	.76 $\mu\text{m}$ [29.92 $\mu\text{in}$ ]
PCB Contact Termination Area Plating Material Finish	Matte
PCB Contact Termination Area Plating Material	Tin
Contact Base Material	Copper Alloy
Contact Current Rating (Max)	25 A
Contact Mating Area Plating Material	Gold

### Termination Features

Termination Method to Printed Circuit Board	Surface Mount
---	---------------

### Mechanical Attachment

Mating Retention	With
Mating Alignment	With
PCB Mount Alignment	Without
PCB Mount Retention	With
PCB Mount Retention Type	Boardlock
Mating Retention Type	Latch
Connector Mounting Type	Board Mount

### Housing Features

Housing Material	Glass-Filled Polyester
Centerline (Pitch)	1.27 mm[.05 in]

### Dimensions

Accepts Card Thickness	1.57 mm[.062 in]
Card Slot Depth	6 mm[.236 in]
Accepts Card Width	93.37 mm[3.68 in]
Connector Height	20 mm[.787 in]
Row-to-Row Spacing	6.75 mm[.266 in]
Power Contact Centerline	9.7 mm[.381 in]

### Usage Conditions

Operating Temperature Range	-55 – 105 $^{\circ}\text{C}$ [-67 – 221 $^{\circ}\text{F}$ ]
-----------------------------	--



### Operation/Application

Circuit Application	Power & Signal
---------------------	----------------

### Industry Standards

Compatible With Agency/Standards Products	CSA, UL
Compatible With Approved Standards Products	CSA 1935071, UL 1977
UL Flammability Rating	UL 94V-0

### Packaging Features

Packaging Quantity	26
Packaging Method	Box & Tray, Tray

### Product Compliance

[For compliance documentation, visit the product page on TE.com>](#)

EU RoHS Directive 2011/65/EU	Compliant
EU ELV Directive 2000/53/EC	Compliant
China RoHS 2 Directive MIIT Order No 32, 2016	No Restricted Materials Above Threshold
EU REACH Regulation (EC) No. 1907/2006	Current ECHA Candidate List: JAN 2024 (240) Candidate List Declared Against: JAN 2023 (233) Does not contain REACH SVHC
Halogen Content	Not Low Halogen - contains Br or Cl > 900 ppm.
Solder Process Capability	Reflow solder capable to 260°C

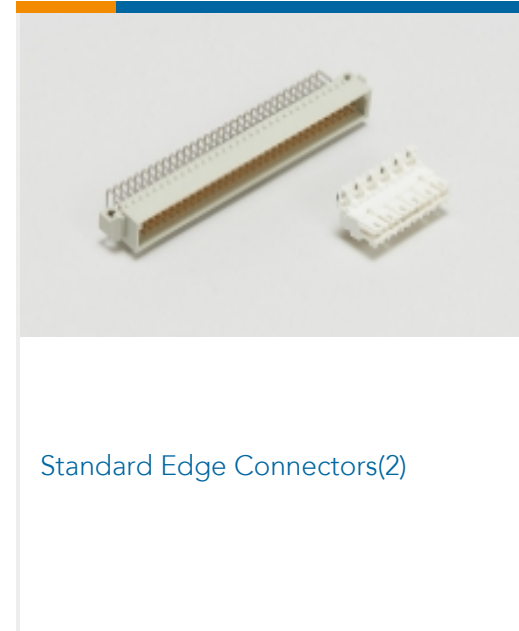
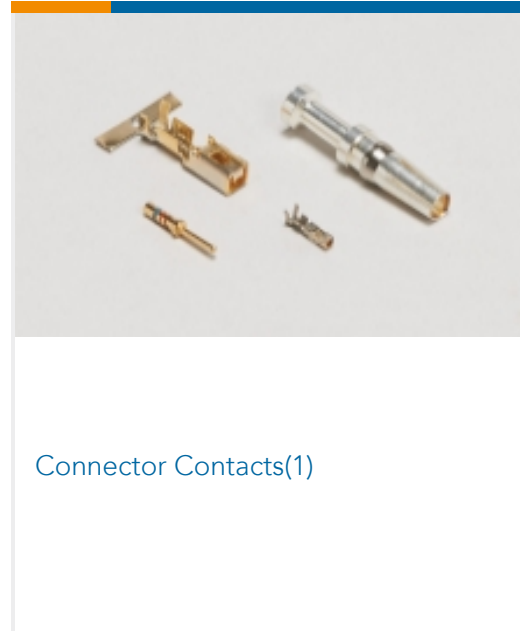
#### Product Compliance Disclaimer

This information is provided based on reasonable inquiry of our suppliers and represents our current actual knowledge based on the information they provided. This information is subject to change. The part numbers that TE has identified as EU RoHS compliant have a maximum concentration of 0.1% by weight in homogenous materials for lead, hexavalent chromium, mercury, PBB, PBDE, DBP, BBP, DEHP, DIBP, and 0.01% for cadmium, or qualify for an exemption to these limits as defined in the Annexes of Directive 2011/65/EU (RoHS2). Finished electrical and electronic equipment products will be CE marked as required by Directive 2011/65/EU. Components may not be CE marked. Additionally, the part numbers that TE has identified as EU ELV compliant have a maximum concentration of 0.1% by weight in homogenous materials for lead, hexavalent chromium, and mercury, and 0.01% for cadmium, or qualify for an exemption to these limits as defined in the Annexes of Directive 2000/53/EC (ELV). Regarding the REACH Regulation, the information TE provides on SVHC in articles for this part number is based on the latest European Chemicals Agency (ECHA) 'Guidance on requirements for substances in articles' posted at this URL: <https://echa.europa.eu/guidance-documents/guidance-on-reach>

### Compatible Parts



Also in the Series | CROWN EDGE



Customers Also Bought





## Documents

### Product Drawings

[CONN,SKT W/LATCH,SMT,MC-P7S12](#)

English

---

### CAD Files

[3D PDF](#)

3D

Customer View Model

[ENG\\_CVM\\_CVM\\_1766735-2\\_F.2d\\_dxf.zip](#)

English

Customer View Model

[ENG\\_CVM\\_CVM\\_1766735-2\\_F.3d\\_igs.zip](#)

English

Customer View Model

[ENG\\_CVM\\_CVM\\_1766735-2\\_F.3d\\_stp.zip](#)

English

By downloading the CAD file I accept and agree to the [Terms and Conditions](#) of use.

---

### Datasheets & Catalog Pages

[POWER\\_CONNECTORS\\_CATALOG\\_SEC04\\_VRM](#)

English

---

### Product Specifications

[Application Specification](#)

English