

5-104809-2 ✓ ACTIVE

AMPMODU | AMPMODU MTE

TE Internal #: 5-104809-2

PCB Mount Header, Vertical, Wire-to-Board, 3 Position, 2.54 mm [.1 in] Centerline, Fully Shrouded, Gold, Through Hole - Solder, Signal, AMPMODU MTE

[View on TE.com >](#)



Connectors > PCB Connectors > PCB Headers & Receptacles



Connector System: **Wire-to-Board**

Number of Positions: **3**

Number of Rows: **1**

Centerline (Pitch): **2.54 mm [.1 in]**

PCB Mount Orientation: **Vertical**

Features

Product Type Features

Connector System	Wire-to-Board
Header Type	Fully Shrouded
Sealable	No
Connector & Contact Terminates To	Printed Circuit Board
PCB Connector Assembly Type	PCB Mount Header

Configuration Features

Number of Positions	3
Number of Rows	1
PCB Mount Orientation	Vertical

Electrical Characteristics

Termination Resistance	15 mΩ
Insulation Resistance	5000 MΩ
Dielectric Withstanding Voltage (Max)	600 V

Body Features

Primary Product Color	Black
-----------------------	-------

Contact Features

Contact Mating Area Length	5.84 mm[.23 in]
Mating Square Post Dimension	.64 mm[.025 in]



PCB Contact Termination Area Plating Material Thickness	2.54 μm [100 μin]
Contact Underplating Material Thickness	1.27 μm [50 μin]
Contact Mating Area Plating Material Thickness	.381 μm [15 μin]
PCB Contact Termination Area Plating Material Finish	Matte
Contact Shape & Form	Square
Contact Underplating Material	Nickel
PCB Contact Termination Area Plating Material	Tin
Contact Base Material	Brass
Contact Mating Area Plating Material	Gold
Contact Type	Pin
Contact Current Rating (Max)	3 A

Termination Features

Square Termination Post & Tail Dimension	.64 mm[.025 in]
Termination Post & Tail Length	3.3 mm[.13 in]
Termination Method to Printed Circuit Board	Through Hole - Solder

Mechanical Attachment

PCB Mount Alignment Type	Locating Post(s)
Mating Alignment Type	Latched, Polarization
Mating Retention	With
PCB Mount Retention Type	Swaged Retention Tails
Mating Retention Type	Hold-Down
Connector Mounting Type	Board Mount
Mating Alignment	With
PCB Mount Alignment	With
PCB Mount Retention	With

Housing Features

Housing Material	LCP
Centerline (Pitch)	2.54 mm[.1 in]

Dimensions

Connector Length	10.16 mm[.4 in]
Connector Height	13.59 mm[.535 in]
PCB Thickness (Recommended)	1.57 mm[.062 in]



Usage Conditions

Housing Temperature Rating	High
Operating Temperature (Max)	105 °C[221 °F]
Operating Temperature Range	-65 – 105 °C[-85 – 221 °F]

Operation/Application

Circuit Application	Signal
---------------------	--------

Industry Standards

Compatible With Approved Standards Products	CSA LR7189, UL E28476
UL Flammability Rating	UL 94V-0

Packaging Features

Packaging Quantity	52
Packaging Method	Box, Tube

Product Compliance


[For compliance documentation, visit the product page on TE.com>](#)

EU RoHS Directive 2011/65/EU	Compliant
EU ELV Directive 2000/53/EC	Compliant
China RoHS 2 Directive MIIT Order No 32, 2016	No Restricted Materials Above Threshold
EU REACH Regulation (EC) No. 1907/2006	Current ECHA Candidate List: JAN 2024 (240) Candidate List Declared Against: JAN 2024 (240) Does not contain REACH SVHC
Halogen Content	Low Halogen - Br, Cl, F, I < 900 ppm per homogenous material. Also BFR/CFR/PVC Free
Solder Process Capability	Reflow solder capable to 260°C

Product Compliance Disclaimer

This information is provided based on reasonable inquiry of our suppliers and represents our current actual knowledge based on the information they provided. This information is subject to change. The part numbers that TE has identified as EU RoHS compliant have a maximum concentration of 0.1% by weight in homogenous materials for lead, hexavalent chromium, mercury, PBB, PBDE, DBP, BBP, DEHP, DIBP, and 0.01% for cadmium, or qualify for an exemption to these limits as defined in the Annexes of Directive 2011/65/EU (RoHS2). Finished electrical and electronic equipment products will be CE marked as required by Directive 2011/65/EU. Components may not be CE marked. Additionally, the part numbers that TE has identified as EU ELV compliant have a maximum concentration of 0.1% by weight in homogenous materials for lead, hexavalent chromium, and mercury, and 0.01% for cadmium, or qualify for an exemption to these limits as defined in the Annexes of Directive 2000/53/EC (ELV). Regarding the REACH Regulation, the information TE provides on SVHC in articles for this part number is based on the latest European Chemicals Agency (ECHA) 'Guidance on requirements for substances in articles' posted at this URL: <https://echa.europa.eu/guidance-documents/guidance-on-reach>

Compatible Parts



TE Part # 5-103960-2
8X3 MTE RCPT SR LATCH .100CL



TE Part # 5-103969-2
8X3 MTE RCPT SR RIBBED .100CL



TE Part # 5-103957-2
8X3 MTE RCPT SR LATCH .100CL



TE Part # 5-103972-2
8X3 MTE RCPT SR RIBBED .100CL

Also in the Series | AMPMODU MTE



Connector Caps & Covers(40)




Connector Contacts(32)




Connector Hardware(1)



Insertion & Extraction Tools(1)



PCB Headers & Receptacles(763)



Standard Rectangular Connectors(2)



Wire-to-Board Connector Assemblies & Housings(585)

Customers Also Bought



TE Part #5650408-4
ASSEMBLY,RECEPTACLE,EURO,TYPE



TE Part #5535090-5
ASSEMBLY,RECEPTACLE,EUROCARD,T



TE Part #641968-1
04P UMNL PIN HDR ASSY POL 94VO



TE Part #5-104809-4
05 MTE HDR SRST LATCH W/HLDWN



TE Part #5650913-5
ASSY,PIN,EUROCARD,TYPE C,LEAD-




TE Part #5-104361-2
03 MTE HDR SRRA LATCH W/HLDWN



TE Part #794783-1
04P UMNL HDR ASSY,BLACK



TE Part #1-641964-1
02P UMNL HDR ASSY POL BLK



TE Part #3-647609-5
05P MTA100 HDR ASSY F/L LF

Documents

Product Drawings

03 MTE HDR SRST LATCH W/HLDWN

English

CAD Files

3D PDF

3D

Customer View Model

[ENG_CVM_CVM_5-104809-2_R.2d_dxf.zip](#)

English

Customer View Model

[ENG_CVM_CVM_5-104809-2_R.3d_igs.zip](#)

English

Customer View Model

[ENG_CVM_CVM_5-104809-2_R.3d_stp.zip](#)

English

By downloading the CAD file I accept and agree to the [Terms and Conditions](#) of use.

Datasheets & Catalog Pages

AMPMODU_INTERCONNECTION_SYSTEM_SECTION5_CONT

English

AMPMODU MTE INTERCONNECT SYSTEM

English

Product Specifications

Application Specification

English

5-104809-2

PCB Mount Header, Vertical, Wire-to-Board, 3 Position, 2.54 mm [.1 in] Centerline,
Fully Shrouded, Gold, Through Hole - Solder, Signal, AMPMODU MTE

