



PLASTI-GRIP

TE Internal #: 8-34067-1

Splices, Butt Splice, 22 – 16 AWG Wire Size, .26 – 1.65 mm<sup>2</sup> Wire Size, .51 – 3.26 kcmil Wire Size, 509 – 3260 CMA Wire Size, Copper, Red, PLASTI-GRIP

[View on TE.com >](#)

Terminals & Splices > Splices



Splice Type: **Butt Splice**

Wire Size: **.26 – 1.65 mm<sup>2</sup>**

Sealable: **No**

Compatible Insulation Diameter Range: **3.05 mm [ .12 in ]**

**Features**

**Product Type Features**

Splice Type	Butt Splice
Sealable	No
Compatible With Discrete Wire Type	Solid, Stranded
Wire Insulation Support Retention Type	Insulation Support

**Configuration Features**

Compatible With Wire & Cable Type	Discrete Wire
-----------------------------------	---------------

**Body Features**

Insulation Material	Vinyl
Primary Product Color	Red

**Contact Features**

Terminal Plating Material	Tin
Contact Base Material	Copper
Barrel Type	Closed

**Mechanical Attachment**



Wire Insulation Support	With
-------------------------	------

### Dimensions

Wire Size	509 – 3260 CMA
Compatible Insulation Diameter Range	3.05 mm[.12 in]
Terminal Material Thickness	.79 mm[.031 in]
Product Length	27.05 mm[1.065 in]

### Usage Conditions

Insulation Option	Fully Insulated
Operating Temperature Range	105 °C[223 – 221 °F]

### Operation/Application

Compatible With Wire Base Material	Copper
------------------------------------	--------

### Industry Standards

Government Qualified Splice	No
-----------------------------	----

### Packaging Features

Packaging Quantity	100
Packaging Method	Loose Piece

### Product Compliance

[For compliance documentation, visit the product page on TE.com>](#)

EU RoHS Directive 2011/65/EU	Compliant
EU ELV Directive 2000/53/EC	Compliant
China RoHS 2 Directive MIIT Order No 32, 2016	No Restricted Materials Above Threshold
EU REACH Regulation (EC) No. 1907/2006	Current ECHA Candidate List: JAN 2024 (240) Candidate List Declared Against: JAN 2024 (240) Does not contain REACH SVHC
Halogen Content	Not Low Halogen - contains Br or Cl > 900 ppm.
Solder Process Capability	Not applicable for solder process capability

#### Product Compliance Disclaimer

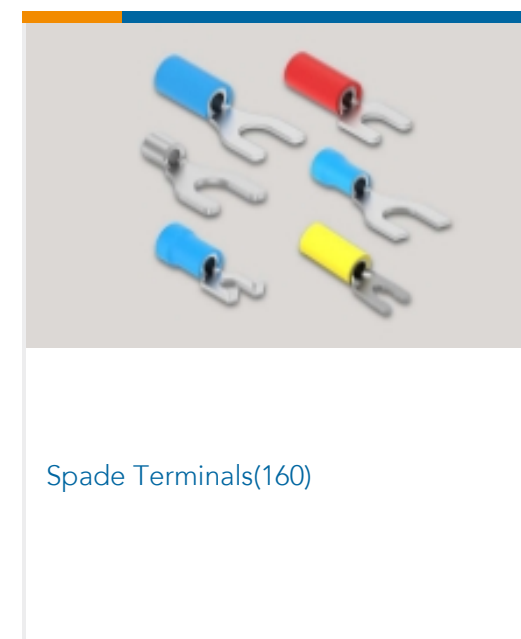
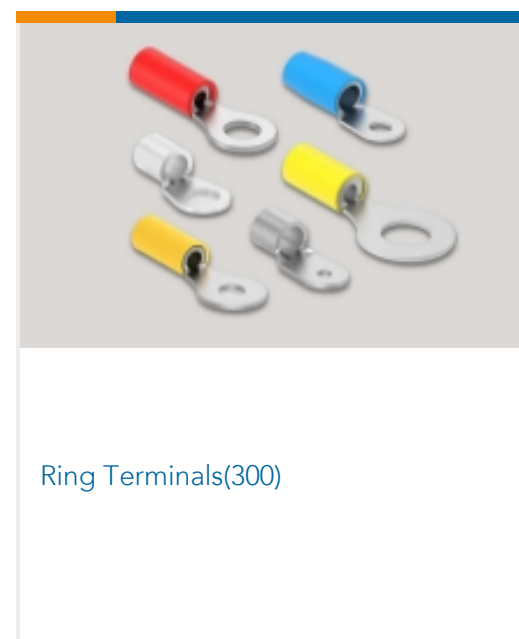
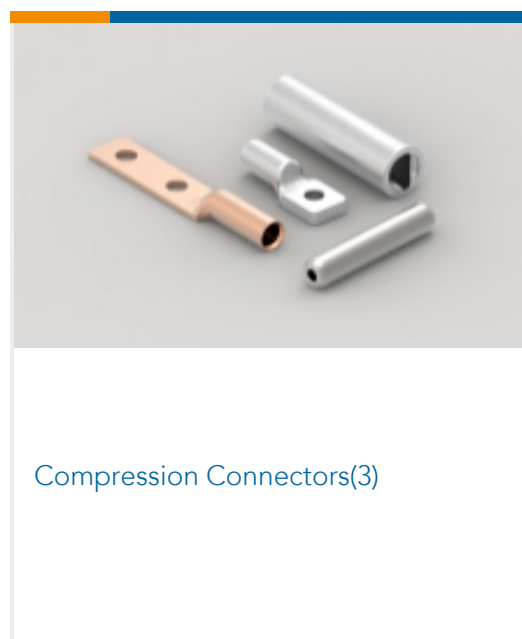
This information is provided based on reasonable inquiry of our suppliers and represents our current actual knowledge based on the information they provided. This information is subject to change. The part numbers that TE has identified as EU RoHS compliant have a maximum concentration of 0.1% by weight in homogenous materials for lead, hexavalent chromium, mercury, PBB, PBDE, DBP, BBP, DEHP, DIBP, and 0.01% for cadmium, or qualify for an exemption to these limits as defined in the Annexes of Directive 2011/65/EU (RoHS2). Finished electrical and electronic equipment products

will be CE marked as required by Directive 2011/65/EU. Components may not be CE marked. Additionally, the part numbers that TE has identified as EU ELV compliant have a maximum concentration of 0.1% by weight in homogenous materials for lead, hexavalent chromium, and mercury, and 0.01% for cadmium, or qualify for an exemption to these limits as defined in the Annexes of Directive 2000/53/EC (ELV). Regarding the REACH Regulation, the information TE provides on SVHC in articles for this part number is based on the latest European Chemicals Agency (ECHA) 'Guidance on requirements for substances in articles' posted at this URL: <https://echa.europa.eu/guidance-documents/guidance-on-reach>

## Compatible Parts



## Also in the Series | PLASTI-GRIP



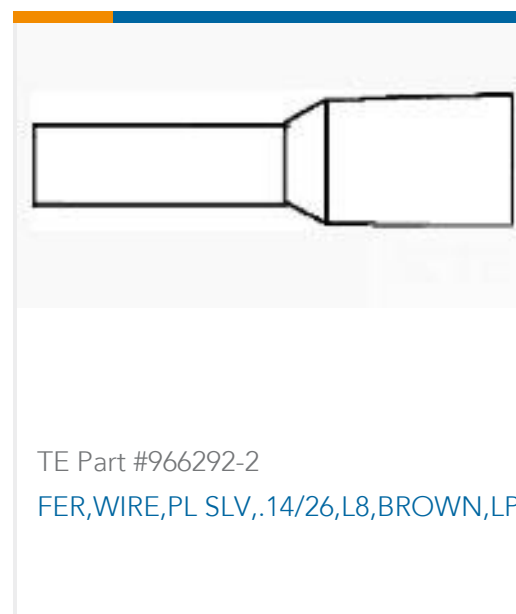
## Customers Also Bought



TE Part #102387-8  
34 MODIV HSG COMP DR .100 POL



TE Part #134021-1  
TERM, PIDG, R, IR, 16, M5



TE Part #966292-2  
FER,WIRE,PL SLV,.14/26,L8,BROWN,LP



TE Part #2-36161-2  
TERM, PIDG, R, 12-10, #10, T&R



TE Part #CN9930-000  
SBP190319WE2.5



TE Part #E56137-000  
SP100143WE5



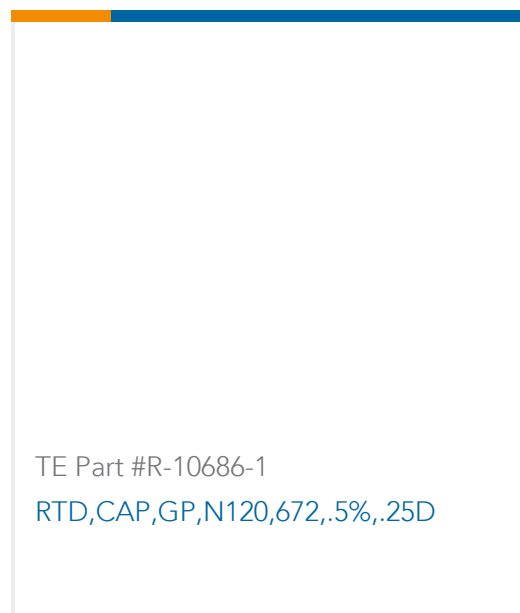
TE Part #36919  
TERMINAL SOLIS RING 1/0 1/2



TE Part #322454-1  
TERMINAL,SOLIS R 12-10 8 TAPE



TE Part #234487-E  
SRCA 1,27 12 F 1 I2426 137 E1 094 1,07  
T



TE Part #R-10686-1  
RTD,CAP,GP,N120,672,.5%,.25D

## Documents

### Product Drawings

[PG BUTT SPLC 22-16COMM22-18MIL](#)

English

### CAD Files

[3D PDF](#)

3D

Customer View Model

[ENG\\_CVM\\_CVM\\_8-34067-1\\_GN.2d\\_dxf.zip](#)

English

Customer View Model

[ENG\\_CVM\\_CVM\\_8-34067-1\\_GN.3d\\_igs.zip](#)

English

Customer View Model

[ENG\\_CVM\\_CVM\\_8-34067-1\\_GN.3d\\_stp.zip](#)

English

Customer View Model

[ENG\\_CVM\\_8-34067-1\\_G.3d\\_igs.zip](#)

English



### Customer View Model

[ENG\\_CVM\\_8-34067-1\\_G.3d\\_stp.zip](#)

English

### Customer View Model

[ENG\\_CVM\\_8-34067-1\\_G.2d\\_dxf.zip](#)

English

### 3D PDF

English

By downloading the CAD file I accept and agree to the [Terms and Conditions](#) of use.

---

### Product Specifications

[Application Specification](#)

English

---

### Instruction Sheets

[Instruction Sheet \(U.S.\)](#)

English