

1-725996-2 ✓ ACTIVE

FASTON | FASTON 187

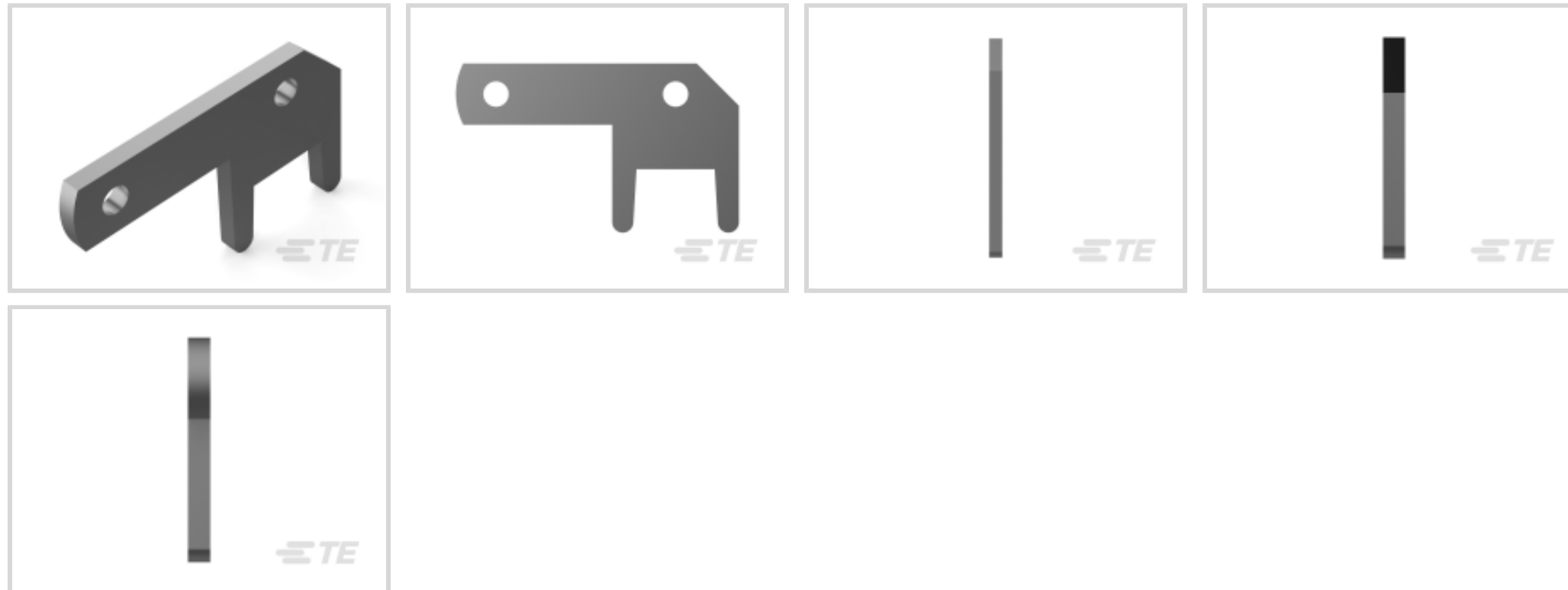
TE Internal #: 1-725996-2

PCB Terminals, Tab, Mating Tab Width .11 in [2.8 mm], PCB Hole Diameter 1.4 mm [.055 in], Through Hole - Solder, Brass, Loose Piece, FASTON 187

[View on TE.com >](#)



Terminals & Splices > PCB Terminals



PCB Terminal Type: **Tab**

Mating Tab Width: **2.8 mm [ .11 in ]**

Mating Tab Thickness: **.8 mm [ .031 in ]**

PCB Hole Diameter: **1.4 mm [ .055 in ]**

Profile Height from PCB: **5 mm [ .199 in ]**

## Features

### Configuration Features

Connection Capacity	Single
---------------------	--------

### Contact Features

PCB Terminal Type	Tab
Mating Tab Width	2.8 mm[.11 in]
Mating Tab Thickness	.8 mm[.031 in]
Contact Underplating Material	Brass
Terminal Size	2.8
Terminal Orientation	Right Angle

### Termination Features

Termination Method to Printed Circuit Board	Through Hole - Solder
Product Terminates To	Printed Circuit Board

### Mechanical Attachment

Wire Insulation Support	Without
-------------------------	---------



### Dimensions

Extension Below Board	3 mm[.118 in]
Terminal Material Thickness	.8 mm[.031 in]
PCB Hole Diameter	1.4 mm[.055 in]
Profile Height from PCB	5 mm[.199 in]

### Usage Conditions

Insulation Option	Uninsulated
Operating Temperature Range	-40 – 105 °C[-40 – 221 °F]

### Packaging Features

Packaging Quantity	10000
Packaging Method	Loose Piece

### Product Compliance

[For compliance documentation, visit the product page on TE.com>](#)

EU RoHS Directive 2011/65/EU	Compliant
EU ELV Directive 2000/53/EC	Compliant
China RoHS 2 Directive MIIT Order No 32, 2016	No Restricted Materials Above Threshold
EU REACH Regulation (EC) No. 1907/2006	Current ECHA Candidate List: JAN 2024 (240) Candidate List Declared Against: JAN 2024 (240) Does not contain REACH SVHC
Halogen Content	Low Halogen - Br, Cl, F, I < 900 ppm per homogenous material. Also BFR/CFR/PVC Free
Solder Process Capability	Wave solder capable to 265°C

#### Product Compliance Disclaimer

This information is provided based on reasonable inquiry of our suppliers and represents our current actual knowledge based on the information they provided. This information is subject to change. The part numbers that TE has identified as EU RoHS compliant have a maximum concentration of 0.1% by weight in homogenous materials for lead, hexavalent chromium, mercury, PBB, PBDE, DBP, BBP, DEHP, DIBP, and 0.01% for cadmium, or qualify for an exemption to these limits as defined in the Annexes of Directive 2011/65/EU (RoHS2). Finished electrical and electronic equipment products will be CE marked as required by Directive 2011/65/EU. Components may not be CE marked. Additionally, the part numbers that TE has identified as EU ELV compliant have a maximum concentration of 0.1% by weight in homogenous materials for lead, hexavalent chromium, and mercury, and 0.01% for cadmium, or qualify for an exemption to these limits as defined in the Annexes of Directive 2000/53/EC (ELV). Regarding the REACH Regulation, the information TE provides on SVHC in articles for this part number is based on the latest European Chemicals Agency (ECHA) 'Guidance on requirements for substances in articles' posted at this URL: <https://echa.europa.eu/guidance-documents/guidance-on-reach>

## Compatible Parts



TE Part # 735427-2  
110 FASTON TAB TPBR



TE Part # 1217756-1  
187 FASTON,TAB,TNBR



TE Part # 1742188-1  
250 FASTON,PCB TAB,TCBR



TE Part # 1217156-1  
187 FASTON,PCB TAB,TNBR



TE Part # 1742803-1  
FASTON 312 PCB TAB TPBR



TE Part # 60284-2  
205 FASTON TAB TPBR



TE Part # 1217754-1  
250 FASTON,FLAG,PCB TAB,TNBR



TE Part # 725996-2  
110 FASTON TAB TPBR




TE Part # 1-1217056-0  
250 FASTON,PCB TAB,TPBR




TE Part # 1-1217121-1  
110 FASTON,PCB TAB,TPBR


## Also in the Series | FASTON 187




Crimp Terminal Housings(41)




Insertion & Extraction Tools(1)



Joints & Splices(1)



PCB Terminals(42)


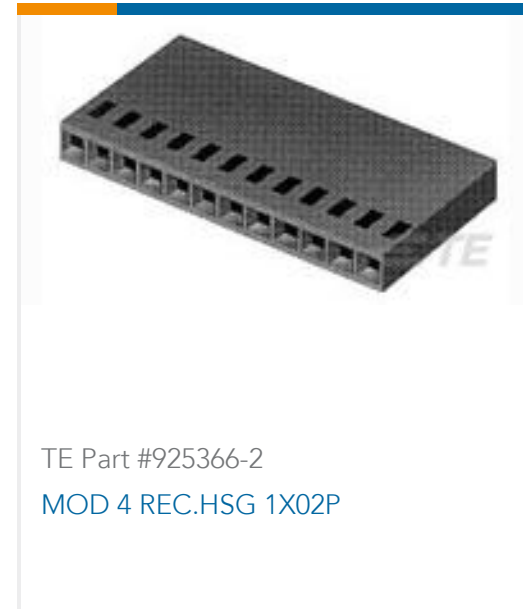


Quick Disconnects(208)



Splices(1)

## Customers Also Bought



## Documents

### Product Drawings

110 FASTON,FLAG,PCB TAB,TPBR

English

### CAD Files

3D PDF

3D

Customer View Model

[ENG\\_CVM\\_CVM\\_1-725996-2\\_B.2d\\_dxf.zip](#)

English

Customer View Model

[ENG\\_CVM\\_CVM\\_1-725996-2\\_B.3d\\_igs.zip](#)

English

Customer View Model

[ENG\\_CVM\\_CVM\\_1-725996-2\\_B.3d\\_stp.zip](#)

English

By downloading the CAD file I accept and agree to the [Terms and Conditions](#) of use.