



Delta 6A

5G/4G and ISM 915 MHz Hinged Direct Connect 196mm Antenna



Key Features

- Supports 5G NR / 4G LTE / 3G UMTS / 2G GSM
- Supports LTE Cat M, LTE Cat NB and NR Cat NB Bands
- Supports ISM 915 MHz Band

General Description

The Delta 6A multi-band whip antenna has excellent performance in the 4G LTE and 5G NR frequencies, and some ISM bands.

Terminated with an SMA Male or SMA-RP (reverse polarity) Male connector. The knuckle joint allows for antenna position adjustment through a 0, 45 & 90 degree angles and then swivels to allow vertical positioning.

Common IoT applications include: car park ticketing, utility metering, wireless key entry, security systems, remote monitoring and many other IoT applications.

Additional Considerations

- Fits to most popular cellular 4G LTE and 5G NR terminal equipment
- Adjustable mount allows positioning for best signal
- Does not rely on mounting on metallic surface

D Direct	5G New Radio	4G LTE	3G UMTS	2G GSM
LTE Cat M	LTE NB IoT	NR NB IoT	ISM 915	ISM 5.8G
IEEE 802.15.4	LoRa Wireless	SF Sigfox	WiFi 5G	ZB Zigbee
Z Wave	HNT Helium	W Weightless		



Delta 6A

5G/4G and ISM 915 MHz Hinged Direct Connect 196mm Antenna

Electrical Specifications

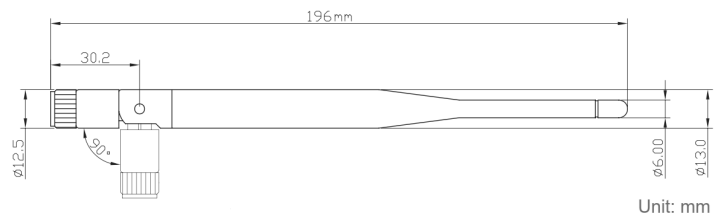
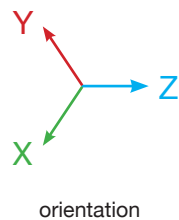
Impedance:	50 Ohm
Polarization:	Vertical
Max Input Power:	1W
Ground plane independent:	Yes

Environmental Specifications

Operating Temperature range:	-20 to +65 °C
Storage Temperature range:	-30 to +75 °C

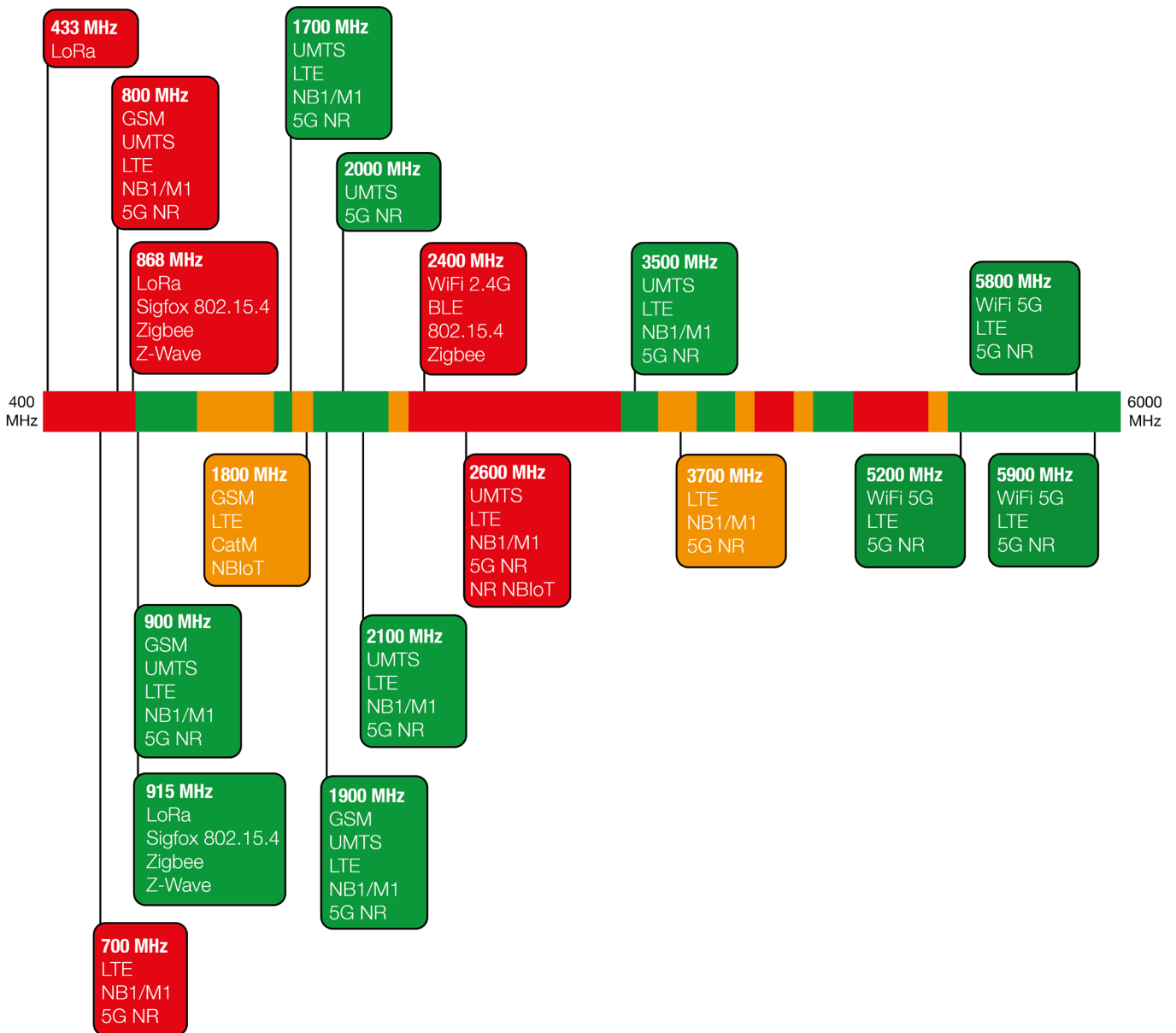
Mechanical Specifications

Dimensions:	L 196 x 13 mm Diameter
Weight:	25.6 g
Connector:	SMA Male
Mounting method:	Direct Connect
Cable:	RG316 (Internal)
Housing materials:	TPEE (Cover), PBT(Base)





Spectrum Coverage



● Suitable band ● Adequate band in good signal conditions ● Likely to be unsuitable



Usable Cellular Frequency Support (410 MHz – 1900 MHz)

	410	450	600	700	800	850	900	1500	1600	1700	1800	1900
GSM Bands:							●					●
UMTS Bands:							●			●		●
LTE Bands:							●		●	●		●
LTE Cat M Bands:							●		●	●		●
LTE Cat NB Bands:							●		●	●		●
5G NR Bands:							●		●	●		●
NR Cat NB Bands:							●			●		●

Usable Cellular Frequency Support (2000 MHz – 5900 MHz)

	2000	2100	2300	2400	2500	2600	3300	3500	3700	4700	5200	5900
GSM Bands:												
UMTS Bands:		●						●				
LTE Bands:	●	●						●			●	●
LTE Cat M Bands:		●						●				
LTE Cat NB Bands:		●						●				
5G NR Bands:	●	●									●	●
NR Cat NB Bands:		●										

Usable ISM Frequency Support (433 MHz - 5800 MHz)

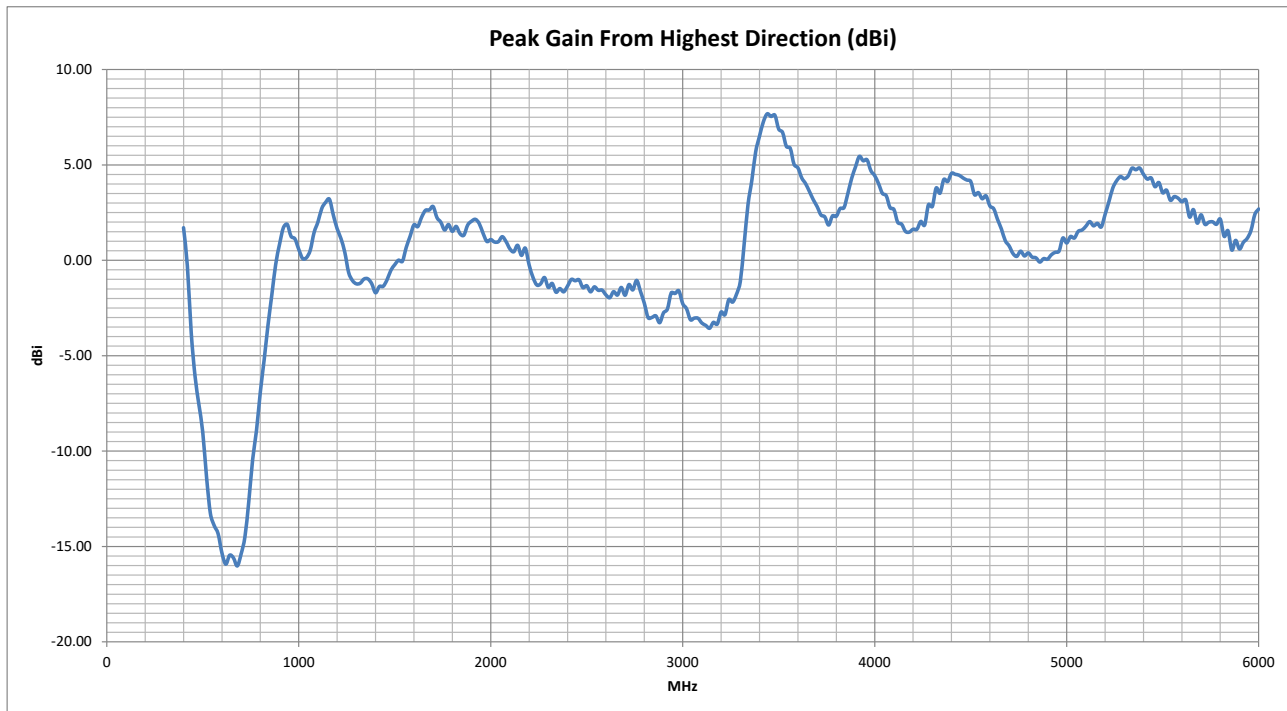
	433	868	915	2450	5800
Bluetooth					
IEEE 802.15.4			●		
LoRa			●		
Sigfox			●		
WiFi 2.4G					
WiFi 5G					●
Zigbee			●		
Z-Wave			●		



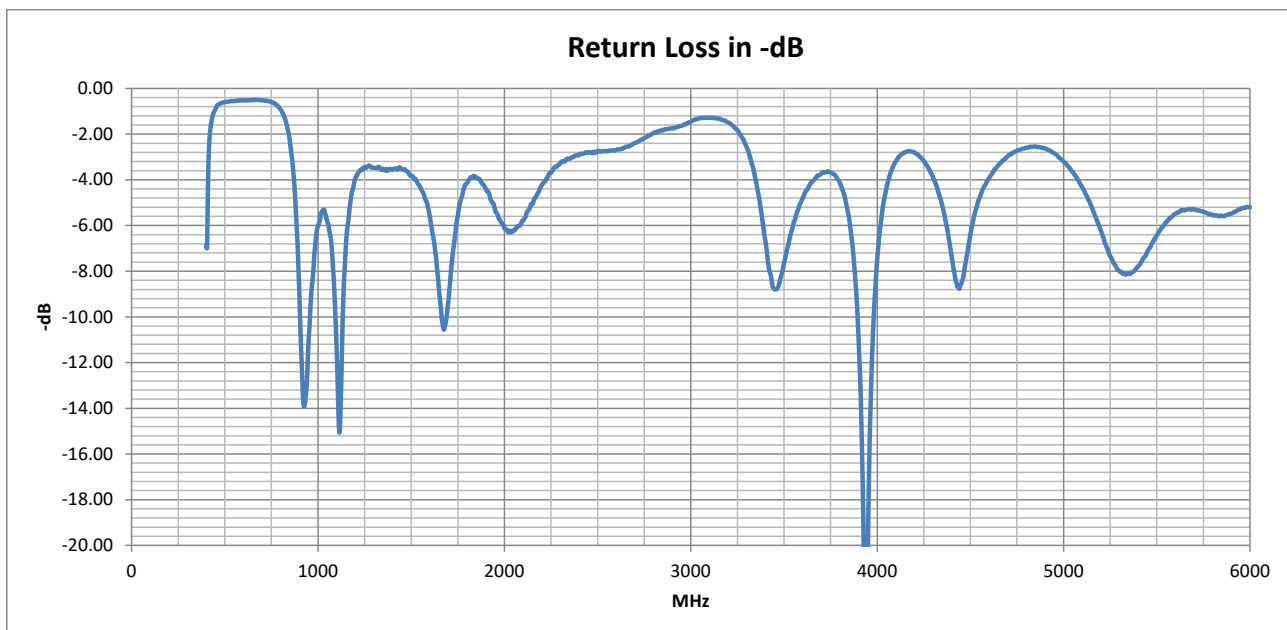
Delta 6A

5G/4G and ISM 915 MHz Hinged Direct Connect 196mm Antenna

Peak Gain vs. Frequency



Return Loss

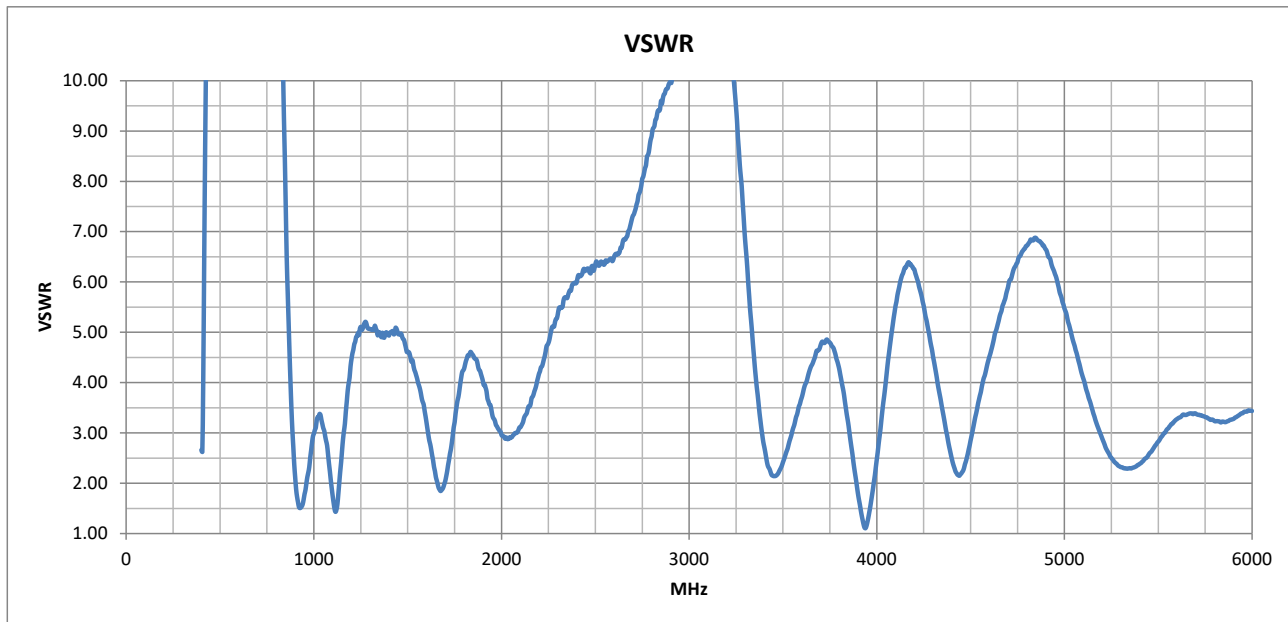




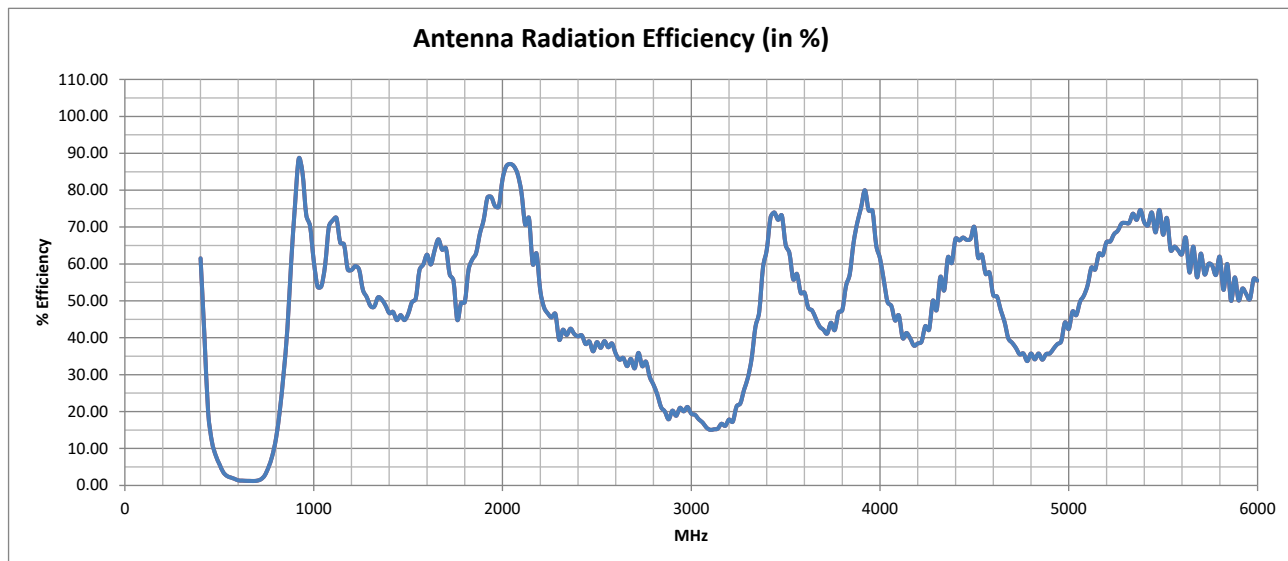
Delta 6A

5G/4G and ISM 915 MHz Hinged Direct Connect 196mm Antenna

VSWR



Radiation Efficiency





Cellular Standards Band Support

GSM (2G) Band	UMTS (3G) Band	E-UTRA (4G) Band	Cat M E-UTRA Band	Cat NB E-UTRA Band	NR (5G) Band	Cat NB NR (5G) Band	Uplink	Downlink	Average Upload Efficiency (%)	Average Download Efficiency (%)	Maximum Upload VSWR	Maximum Download VSWR	Use Indicator
	1	1	1	1	n1	n1	1920 - 1980 MHz	2110 - 2170 MHz	76.86	68.17	3.82	3.76	●
PCS-1900	2	2	2	2	n2	n2	1850 - 1910 MHz	1930 - 1990 MHz	67.89	76.76	4.53	3.63	●
DCS-1800	3	3	3	3	n3	n3	1710 - 1785 MHz	1805 - 1880 MHz	52.13	61.04	4.10	4.61	●
	4	4	4	4			1710 - 1755 MHz	2110 - 2155 MHz	55.28	70.57	3.38	3.57	●
GSM-850	5	5	5	5	n5	n5	824 - 849 MHz	869 - 894 MHz	28.70	61.22	12.94	4.70	●
	6						830 - 840 MHz	875 - 885 MHz	27.77	60.23	11.39	4.01	●
	7	7	7	7	n7	n7	2500 - 2570 MHz	2620 - 2690 MHz	38.08	33.65	6.43	7.17	●
E-GSM-900	8	8	8	8	n8	n8	880 - 915 MHz	925 - 960 MHz	73.38	82.06	3.48	2.00	●
	9	9					1749.9 - 1784.9 MHz	1844.9 - 1879.9 MHz	47.60	64.17	4.10	4.56	●
	10	10					1710 - 1770 MHz	2110 - 2170 MHz	52.98	68.17	3.71	3.76	●
	11	11	11	11			1427.9 - 1447.9 MHz	1475.9 - 1495.9 MHz	45.29	45.33	5.09	4.86	●
	12	12	12	12	n12	n12	699 - 716 MHz	729 - 746 MHz	1.40	2.61	33.07	31.59	●
	13	13	13	13	n13	n13	777 - 787 MHz	746 - 756 MHz	8.52	3.91	24.01	29.83	●
	14	14	14	14	n14		788 - 798 MHz	758 - 768 MHz	11.12	5.38	21.52	27.81	●
		17		17			704 - 716 MHz	734 - 746 MHz	1.45	2.77	32.80	30.99	●
		18	18	18	n18	n18	815 - 830 MHz	860 - 875 MHz	21.63	49.19	14.93	5.81	●
	19	19	19	19			830 - 845 MHz	875 - 890 MHz	29.11	62.19	11.39	4.01	●
	20	20	20	20	n20	n20	832 - 862 MHz	791 - 821 MHz	34.68	15.22	10.96	20.74	●
	21	21	21	21			1447.9 - 1462.9 MHz	1495.9 - 1510.9 MHz	45.78	47.04	4.98	4.61	●
	22	22					3410 - 3490 MHz	3510 - 3590 MHz	72.38	57.12	2.52	3.57	●
		24	24	24	n24		1626.5 - 1660.5 MHz	1525 - 1559 MHz	64.09	52.49	2.63	4.45	●
	25	25	25	25	n25	n25	1850 - 1915 MHz	1930 - 1995 MHz	68.49	77.02	4.53	3.63	●
	26	26	26	26	n26		814 - 849 MHz	859 - 894 MHz	26.22	56.89	15.17	5.94	●
		27	27				807 - 824 MHz	852 - 869 MHz	18.65	43.45	17.00	7.05	●
		28	28	28	n28	n28	703 - 748 MHz	758 - 803 MHz	2.07	8.59	32.84	27.81	●

● Suitable band

● Adequate band in good signal conditions

● Likely to be unsuitable



Cellular Standards Band Support

GSM (2G) Band	UMTS (3G) Band	E-UTRA (4G) Band	Cat M E-UTRA Band	Cat NB E-UTRA Band	NR (5G) Band	Cat NB NR (5G) Band	Uplink	Downlink	Average Upload Efficiency (%)	Average Download Efficiency (%)	Maximum Upload VSWR	Maximum Download VSWR	Use Indicator
		28A					703 - 733 MHz	758 - 788 MHz	1.69	7.01	32.84	27.81	●
		29			n29		N/A	717 - 728 MHz	N/A	1.78	N/A	32.17	●
		30			n30		2305 - 2315 MHz	2350 - 2360 MHz	40.81	42.03	5.50	5.80	●
		31	31	31			452.5 - 457.5 MHz	462.5 - 467.5 MHz	13.87	10.93	22.21	24.56	●
	32	32					N/A	1452 - 1496 MHz	N/A	45.52	N/A	4.97	●
		33					1900 - 1920 MHz	1900 - 1920 MHz	74.96	74.96	4.04	4.04	●
		34			n34		2010 - 2025 MHz	2010 - 2025 MHz	85.93	85.93	2.93	2.93	●
		35					1850 - 1910 MHz	1850 - 1910 MHz	67.89	67.89	4.53	4.53	●
		36					1930 - 1990 MHz	1930 - 1990 MHz	76.76	76.76	3.63	3.63	●
		37					1910 - 1930 MHz	1910 - 1930 MHz	77.25	77.25	3.96	3.96	●
		38			n38		2570 - 2620 MHz	2570 - 2620 MHz	36.40	36.40	6.57	6.57	●
		39	39		n39		1880 - 1920 MHz	1880 - 1920 MHz	72.53	72.53	4.25	4.25	●
		40	40		n40		2300 - 2400 MHz	2300 - 2400 MHz	41.26	41.26	5.98	5.98	●
		41	41	41	n41	n41	2496 - 2690 MHz	2496 - 2690 MHz	36.06	36.06	7.17	7.17	●
		42	42	42			3400 - 3600 MHz	3400 - 3600 MHz	64.30	64.30	3.70	3.70	●
		43	43	43			3600 - 3800 MHz	3600 - 3800 MHz	44.99	44.99	4.85	4.85	●
		44					703 - 803 MHz	703 - 803 MHz	5.21	5.21	32.84	32.84	●
		45					1447 - 1467 MHz	1447 - 1467 MHz	45.76	45.76	4.99	4.99	●
		46			n46		5150 - 5925 MHz	5150 - 5925 MHz	64.38	64.38	3.45	3.45	●
		47			n47		5855 - 5925 MHz	5855 - 5925 MHz	52.64	52.64	3.34	3.34	●
		48			n48		3550 - 3700 MHz	3550 - 3700 MHz	48.84	48.84	4.73	4.73	●
		49					3550 - 3700 MHz	3550 - 3700 MHz	48.84	48.84	4.73	4.73	●
		50			n50		1432 - 1517 MHz	1432 - 1517 MHz	45.94	45.94	5.09	5.09	●
		51			n51		1427 - 1432 MHz	1427 - 1432 MHz	45.94	45.94	5.02	5.02	●
		52					3300 - 3400 MHz	3300 - 3400 MHz	45.98	45.98	6.75	6.75	●

● Suitable band

● Adequate band in good signal conditions

● Likely to be unsuitable



Cellular Standards Band Support

GSM (2G) Band	UMTS (3G) Band	E-UTRA (4G) Band	Cat M E-UTRA Band	Cat NB E-UTRA Band	NR (5G) Band	Cat NB NR (5G) Band	Uplink	Downlink	Average Upload Efficiency (%)	Average Download Efficiency (%)	Maximum Upload VSWR	Maximum Download VSWR	Use Indicator
		53			n53		2483.5 - 2495 MHz	2483.5 - 2495 MHz	37.47	37.47	6.32	6.32	●
		65		65	n65	n65	1920 - 2010 MHz	2110 - 2200 MHz	78.17	65.18	3.82	4.18	●
		66	66	66	n66	n66	1710 - 1780 MHz	2110 - 2200 MHz	52.32	65.18	3.98	4.18	●
		67			n67		N/A	738 - 758 MHz	N/A	3.58	N/A	30.49	●
		68					698 - 728 MHz	753 - 783 MHz	1.54	6.19	33.16	28.80	●
		69					N/A	2570 - 2620 MHz	N/A	36.40	N/A	6.57	●
		70		70	n70	n70	1695 - 1710 MHz	1995 - 2020 MHz	63.06	84.20	2.23	3.02	●
		71	71	71	n71		663 - 698 MHz	617 - 652 MHz	1.19	1.23	34.48	34.02	●
		72	72	72			451 - 456 MHz	461 - 466 MHz	14.47	11.21	21.52	24.28	●
		73	73	73			450 - 455 MHz	460 - 465 MHz	14.88	11.39	21.06	24.09	●
		74	74	74	n74		1427 - 1470 MHz	1475 - 1518 MHz	45.54	46.49	5.09	4.87	●
		75			n75		N/A	1432 - 1517 MHz	N/A	45.94	N/A	5.09	●
		76			n76		N/A	1427 - 1432 MHz	N/A	45.94	N/A	5.02	●
					n77		3300 - 4200 MHz	3300 - 4200 MHz	54.41	54.41	6.75	6.75	●
					n78		3300 - 3800 MHz	3300 - 3800 MHz	52.91	52.91	6.75	6.75	●
					n79		4400 - 5000 MHz	4400 - 5000 MHz	47.17	47.17	6.88	6.88	●
					n80		1710 - 1785 MHz	N/A	52.13	N/A	4.10	N/A	●
					n81		880 - 915 MHz	N/A	73.38	N/A	3.48	N/A	●
					n82		832 - 862 MHz	N/A	34.68	N/A	10.96	N/A	●
					n83		703 - 748 MHz	N/A	2.07	N/A	32.84	N/A	●
					n84		1920 - 1980 MHz	N/A	76.86	N/A	3.82	N/A	●
		85	85	85	n85		698 - 716 MHz	728 - 746 MHz	1.39	2.58	33.16	31.61	●
					n86		1710 - 1780 MHz	N/A	52.32	N/A	3.98	N/A	●
		87	87	87			410 - 415 MHz	420 - 425 MHz	48.71	38.38	6.40	10.47	●
		88	88	88			412 - 417 MHz	422 - 427 MHz	46.66	36.27	7.30	11.26	●

● Suitable band

● Adequate band in good signal conditions

● Likely to be unsuitable



Cellular Standards Band Support

GSM (2G) Band	UMTS (3G) Band	E-UTRA (4G) Band	Cat M E-UTRA Band	Cat NB E-UTRA Band	NR (5G) Band	Cat NB NR (5G) Band	Uplink	Downlink	Average Upload Efficiency (%)	Average Download Efficiency (%)	Maximum Upload VSWR	Maximum Download VSWR	Use Indicator
					n89		824 - 849 MHz	N/A	28.70	N/A	12.94	N/A	●
					n90	n90	2496 - 2690 MHz	2496 - 2690 MHz	36.06	36.06	7.17	7.17	●
					n91		832 - 862 MHz	1427 - 1432 MHz	34.68	45.94	10.96	5.02	●
					n92		832 - 862 MHz	1432 - 1517 MHz	34.68	45.94	10.96	5.09	●
					n93		880 - 915 MHz	1427 - 1432 MHz	73.38	45.94	3.48	5.02	●
					n94		880 - 915 MHz	1432 - 1517 MHz	73.38	45.94	3.48	5.09	●
					n95		2010 - 2025 MHz	N/A	85.93	N/A	2.93	N/A	●
					n97		2300 - 2400 MHz	N/A	41.26	N/A	5.98	N/A	●
					n98		1880 - 1920 MHz	N/A	72.53	N/A	4.25	N/A	●
					n99		1626.5 - 1660.5 MHz	N/A	64.09	N/A	2.63	N/A	●
					n101		1900 - 1910 MHz	1900 - 1910 MHz	73.45	73.45	4.04	4.04	●
				103			787 - 788 MHz	757 - 758 MHz	9.80	4.63	21.78	28.01	●

● Suitable band

● Adequate band in good signal conditions

● Likely to be unsuitable

NOTE: For each frequency band, Siretta provides a traffic light indication to show the suitability of the antenna for use at that frequency band. Determination of exactly what makes an antenna good or bad at any frequency is subjective.

The view presented is that of Siretta's engineering team having taken into account the efficiency and VSWR measurements. The end user is advised to use their own criteria and/or testing to confirm suitability.



ISM Standards Frequency Support

Application	Frequency Range	Efficiency (%)	Maximum VSWR	Peak Gain from highest direction (dBi)	Use Indicator
ISM 433 MHz	433.05 - 434.79 MHz	26.35	14.33	-2.5685	●
ISM 868 MHz	863 - 870 MHz	48.29	5.44	-1.005	●
ISM 915 MHz	902 - 928 MHz	84.27	2.02	1.782	●
ISM 2.4 GHz	2400 - 2500 MHz	38.76	6.35	-1	●
Wi-Fi 2.4G	2401 - 2483 MHz	38.95	6.31	-1	●
Wi-Fi 2.4G (USA)	2401 - 2473 MHz	39.27	6.27	-1	●
Wi-Fi 2.4G (Japan)	2401 - 2495 MHz	38.76	6.32	-1	●
Wi-Fi 5G (all channels)	5150 - 5990 MHz	63.49	3.45	4.84	●
Wi-Fi 5G (Ch 32-48)	5150 - 5250 MHz	64.96	3.45	3.98	●
Wi-Fi 5G (Ch 32-64)	5150 - 5330 MHz	67.47	3.45	4.625	●
Wi-Fi 5G (Ch 32-161)	5150 - 5815 MHz	66.12	3.45	4.84	●
Wi-Fi 5G (Ch 32-173)	5150 - 5875 MHz	65.18	3.45	4.84	●
ISM 5.8 GHz	5725 - 5875 MHz	57.33	3.35	2.16	●

● Suitable band ● Adequate band in good signal conditions ● Likely to be unsuitable

NOTE: For each frequency band, Siretta provides a traffic light indication to show the suitability of the antenna for use at that frequency band. Determination of exactly what makes an antenna good or bad at any frequency is subjective.

The view presented is that of Siretta's engineering team having taken into account the efficiency and VSWR measurements. The end user is advised to use their own criteria and/or testing to confirm suitability.

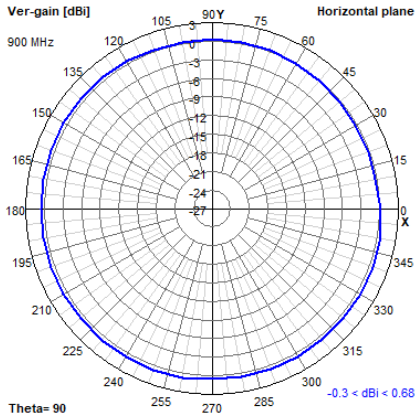


Delta 6A

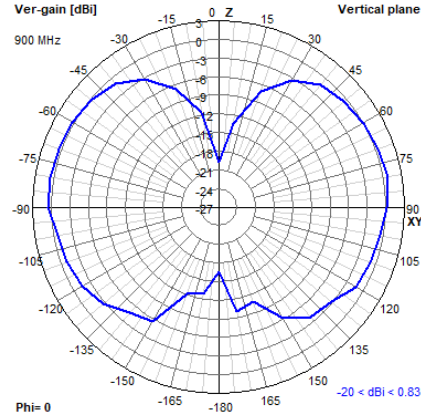
5G/4G and ISM 915 MHz Hinged Direct Connect 196mm Antenna

2D Radiation Plots

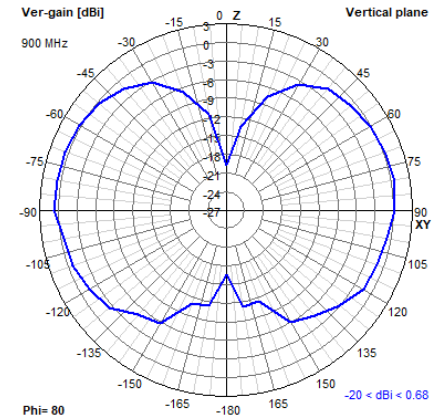
900 MHz XY



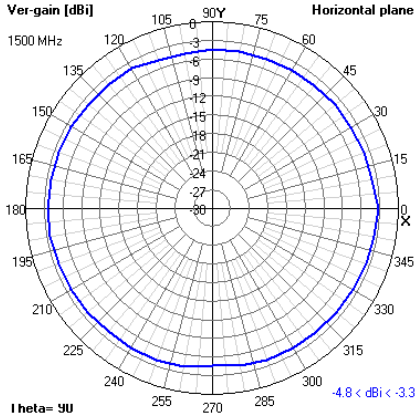
XZ



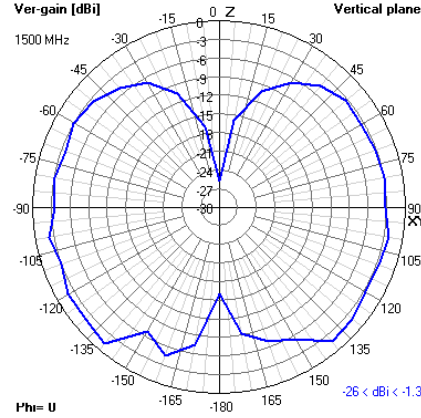
YZ



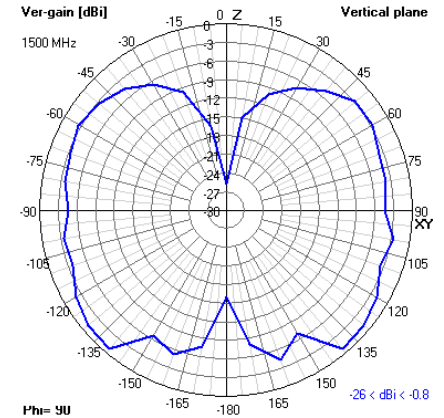
1500 MHz XY



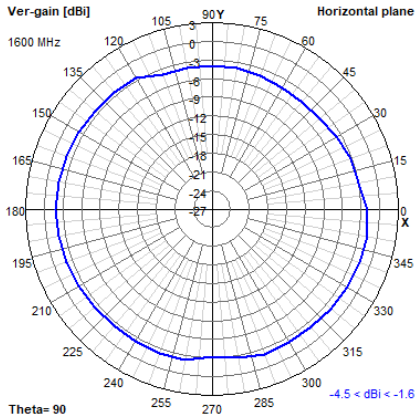
XZ



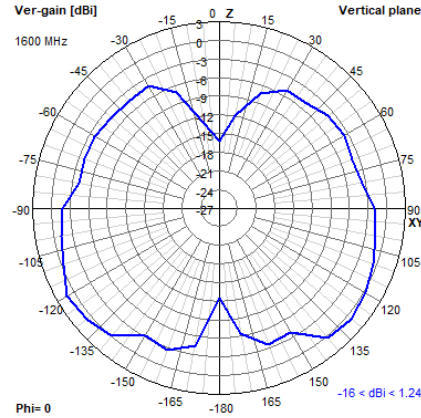
YZ



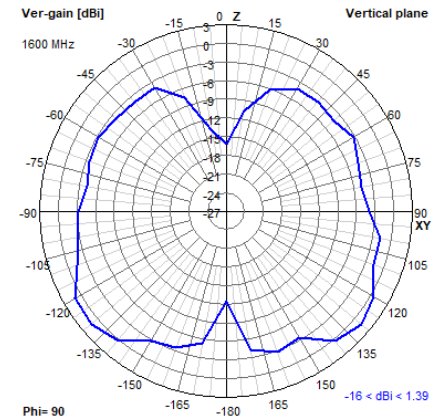
1600 MHz XY



XZ



YZ



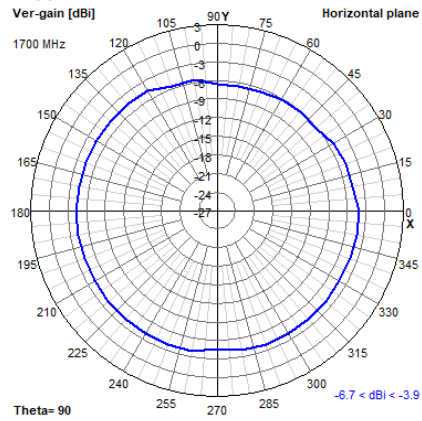


Delta 6A

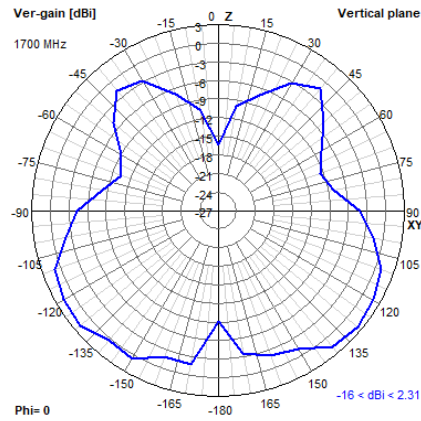
5G/4G and ISM 915 MHz Hinged Direct Connect 196mm Antenna

2D Radiation Plots

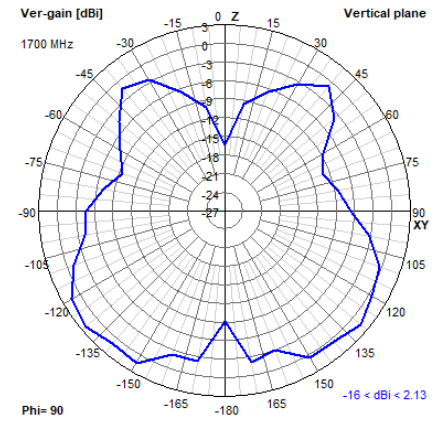
1700 MHz XY



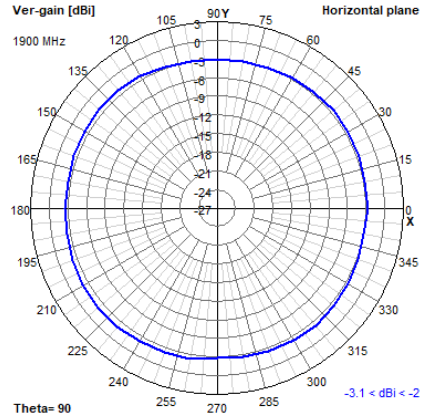
XZ



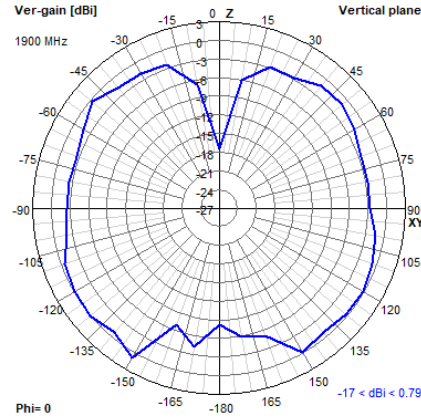
YZ



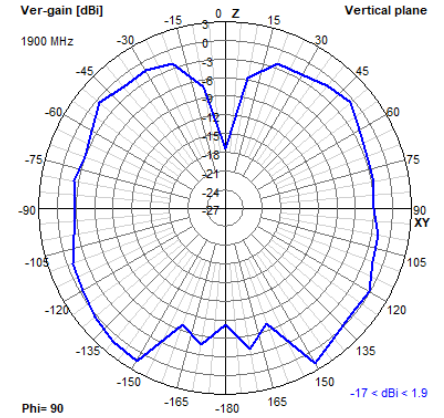
1900 MHz XY



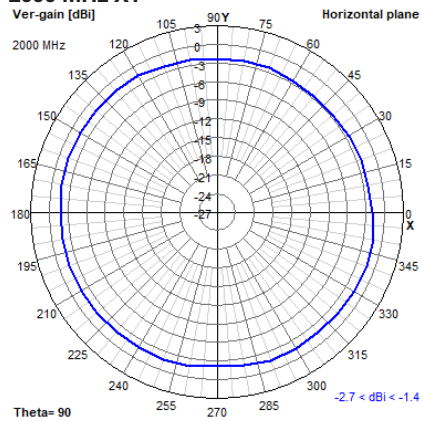
XZ



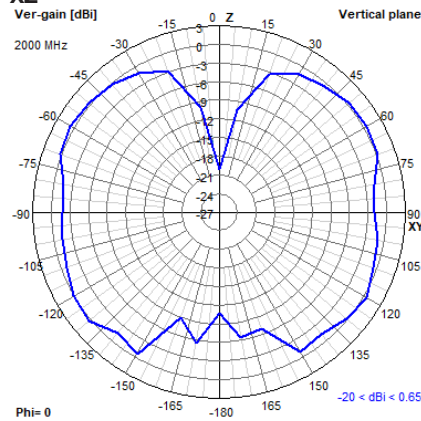
YZ



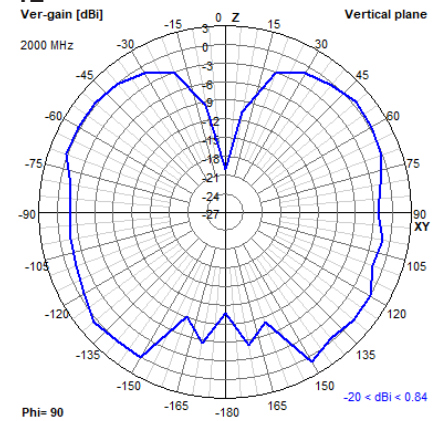
2000 MHz XY



XZ



YZ



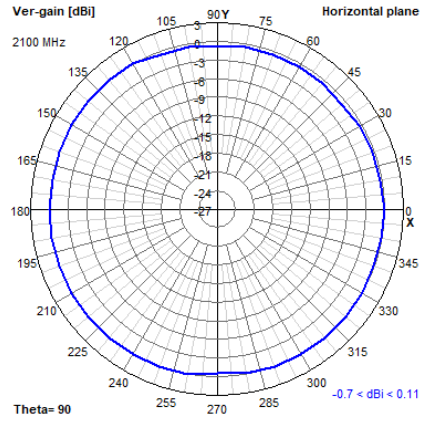


Delta 6A

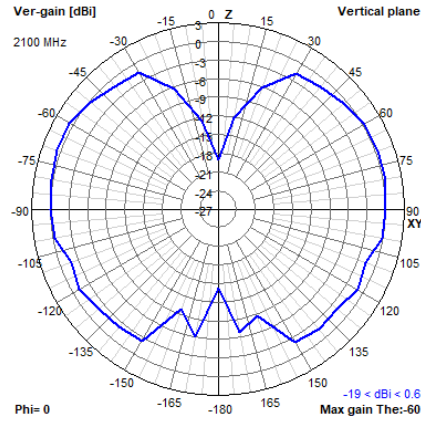
5G/4G and ISM 915 MHz Hinged Direct Connect 196mm Antenna

2D Radiation Plots

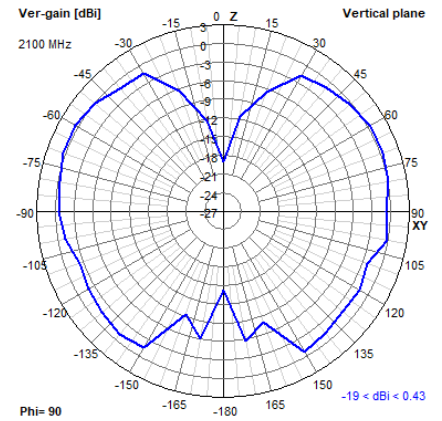
2100 MHz XY



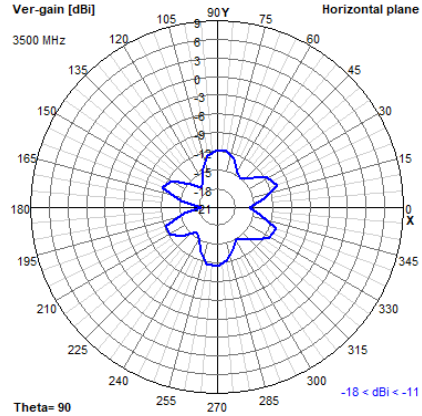
XZ



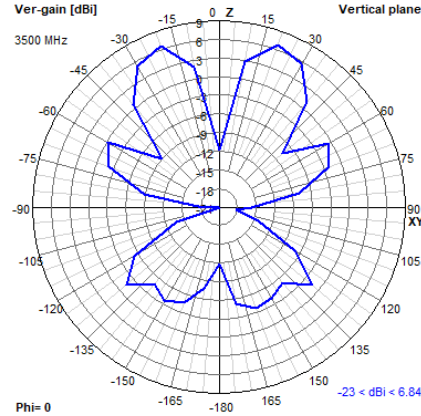
YZ



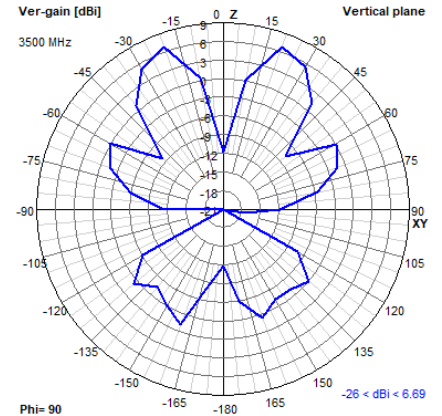
3500 MHz XY



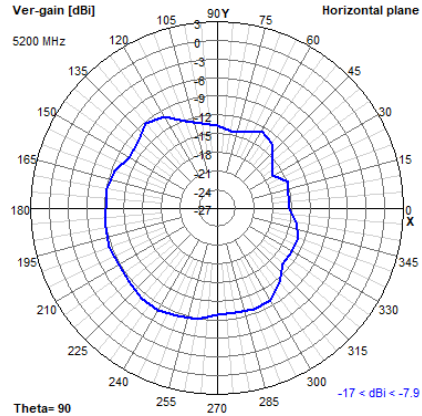
XZ



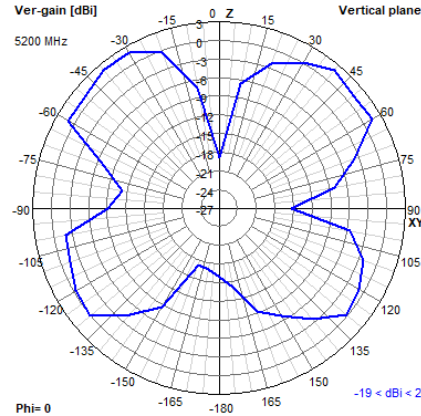
YZ



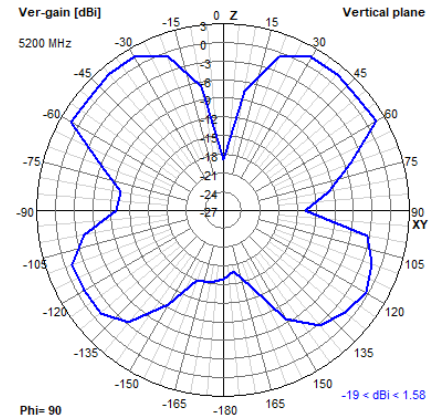
5200 MHz XY



XZ



YZ



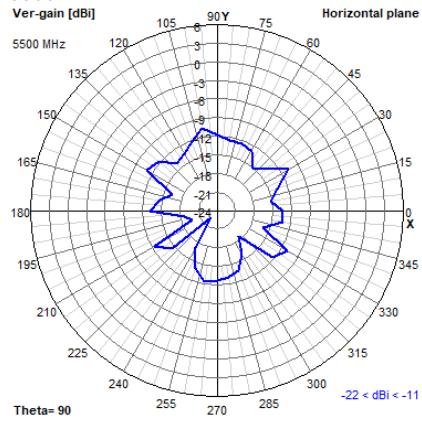


Delta 6A

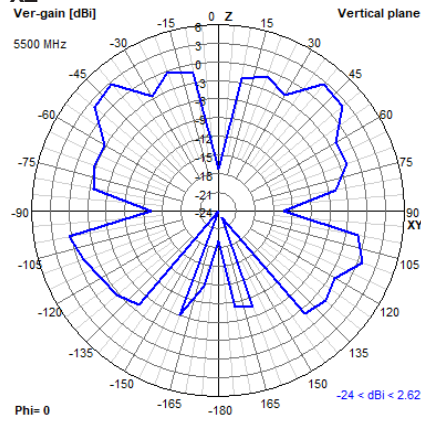
5G/4G and ISM 915 MHz Hinged Direct Connect 196mm Antenna

2D Radiation Plots

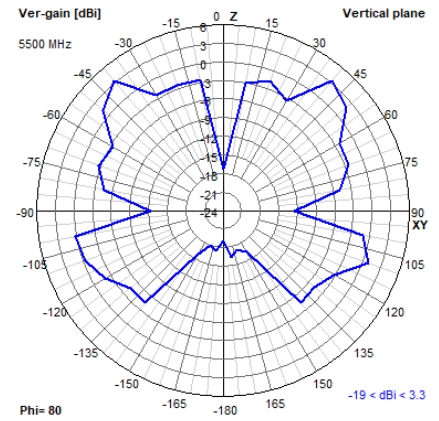
5500 MHz XY



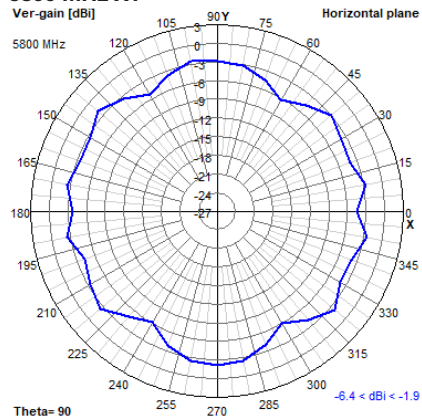
XZ



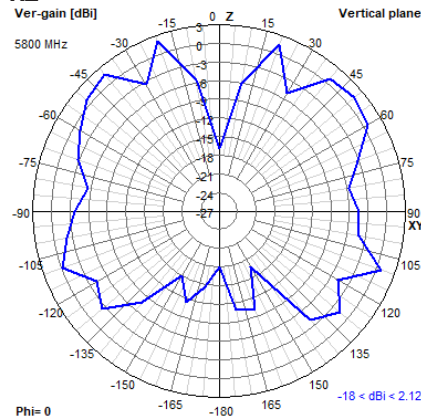
YZ



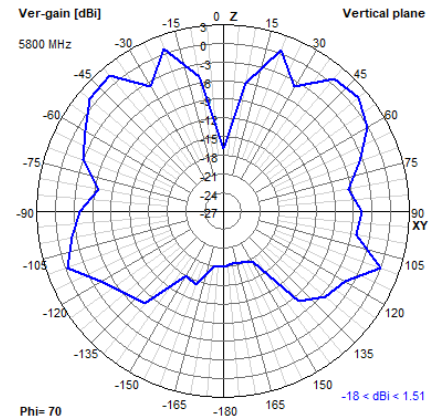
5800 MHz XY



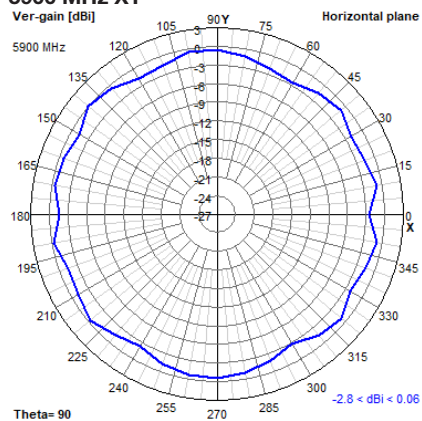
XZ



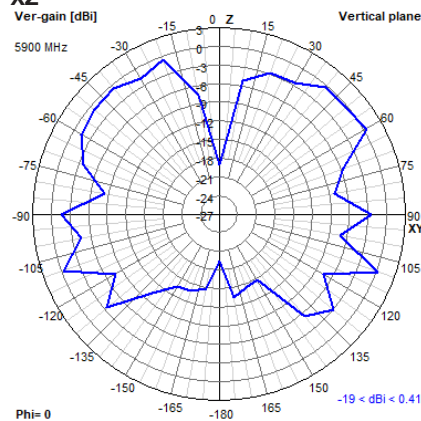
YZ



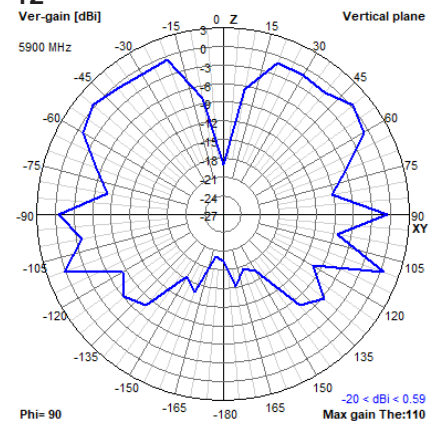
5900 MHz XY



XZ



YZ



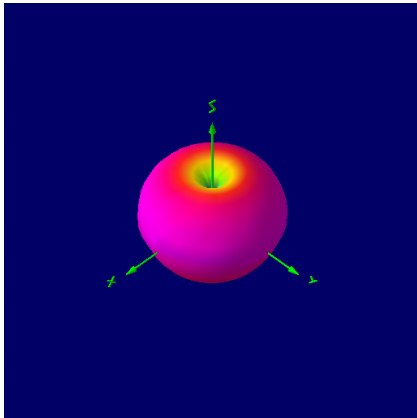


Delta 6A

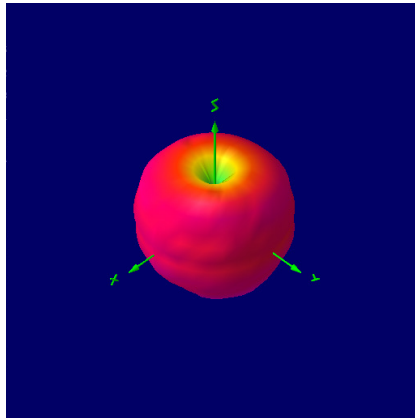
5G/4G and ISM 915 MHz Hinged Direct Connect 196mm Antenna

3D Radiation Plots

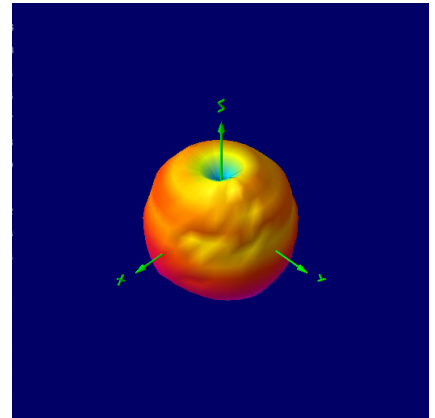
900 MHz



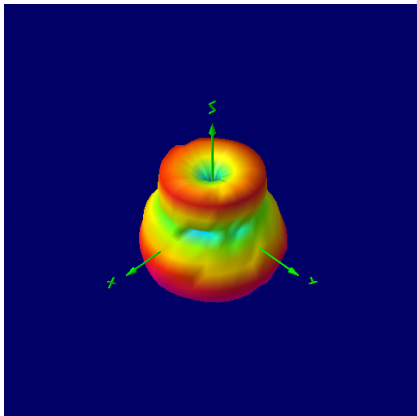
1500 MHz



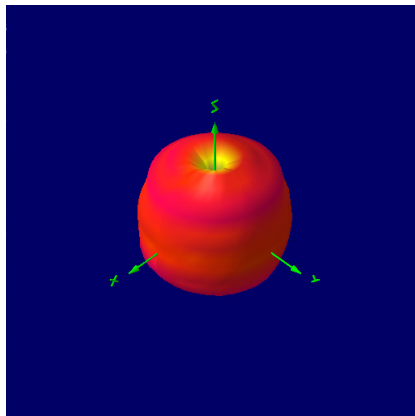
1600 MHz



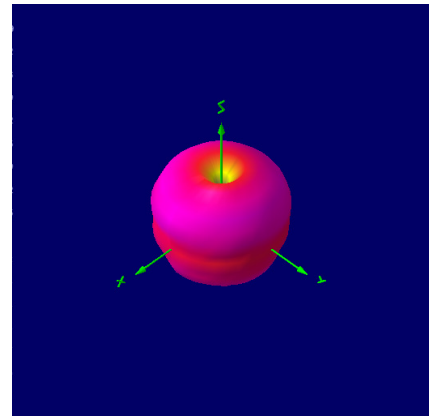
1700 MHz



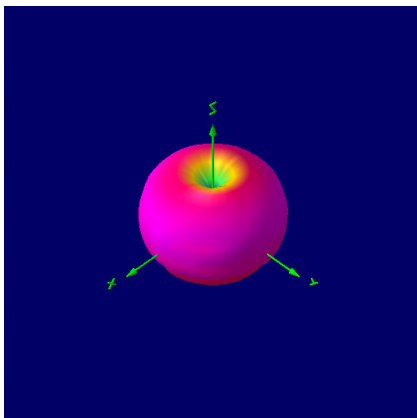
1900 MHz



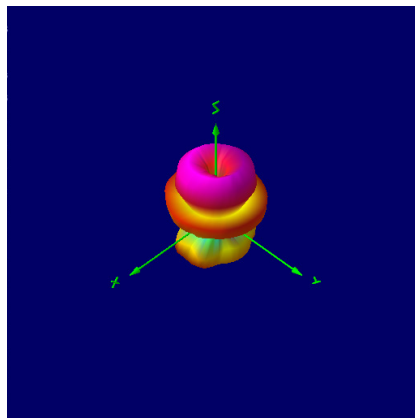
2000 MHz



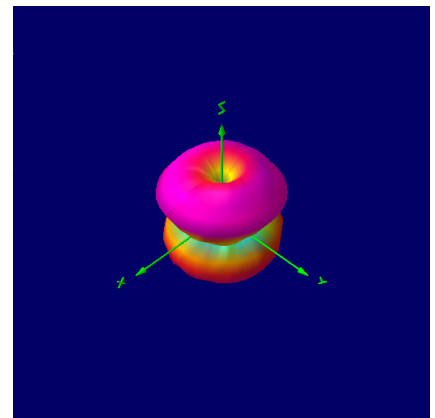
2100 MHz



3500 MHz



5200 MHz



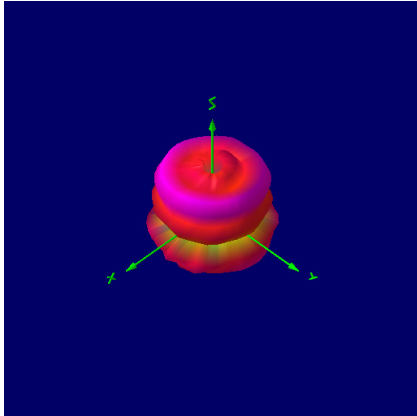


Delta 6A

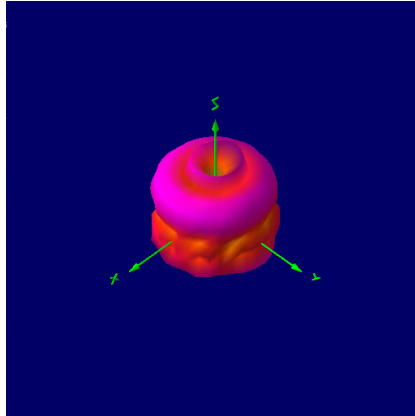
5G/4G and ISM 915 MHz Hinged Direct Connect 196mm Antenna

3D Radiation Plots

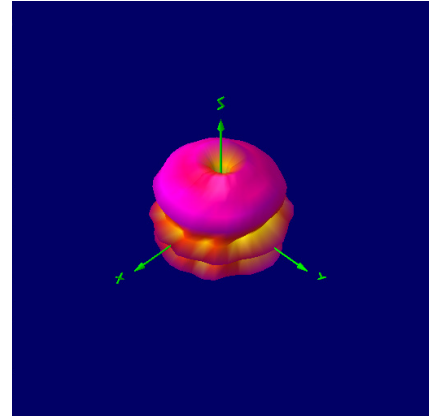
5500 MHz



5800 MHz



5900 MHz



NOTE: All 3D radiation plots are shown with Theta = 45 and Phi = 45.

Ordering Details:

Part Number	Description
DELTA6A/X/SMAM/S/S/11	5G/4G and ISM 915 MHz Hinged Direct Connect 196mm Antenna SMA Male Connector