







Data Sheet | Item Number: 787-3861/100-1000

Electronic circuit breaker; 1-channel; 24 VDC input voltage; 1 A; NEC Class 2; Signal contact

<https://www.wago.com/787-3861/100-1000>



Features:

- Space-saving ECB with one channel
- Reliably and safely trips in the event of an overload and short circuit on the secondary side
- Switch-on capacity < 6,000 μ F
- Enables the use of an economical, standard power supply
- Minimizes wiring via two voltage outputs and maximizes commoning options on both input and output sides (e.g., commoning of the output voltage on 857 and 2857 Series devices)
- Status signal – adjustable as single or group message
- Reset, switch on/off via remote input or local switch
- Prevents power supply overload due to total inrush current thanks to time-delayed switching on during interconnected operation

Notes

Note	The device is designed for use in SELV circuits. Depending on the output current, please use the approved minimum conductor cross-sections: 26 AWG (0.5 A); 24 AWG (1 A)
------	---

Technical data

Input		Output	
Nominal input voltage $U_{i, \text{nom}}$	DC 24 V	Total number of channels (module)	1
Input voltage range	DC 18 ... 30 V	Nominal output voltage $U_{o, \text{nom}}$	1 x DC 24 V
		Output voltage range	DC 18 ... 30 V (U_e – voltage drop)
		Voltage drop	≤ 80 mV
		Nominal output current $I_{o, \text{nom}}$	1 x 1 A (fixed setting)
		Default Setting	switched off
		Trip time	4 ms ... 100 s (load-dependent)
		Switch-on capacity	
		Switch-on behavior	Time-delayed channel switching (load-dependent, min. 0 ms/max. 500 ms)

Signaling and communication

Signaling	1 x Status LED (green/yellow/red) 1 x Signal output (18 ... 30 VDC, max. 0.015 A), Default setting: triggered
Operation status indicator	Green LED (channel OK) Red LED (channel switched off)
Remote input	1 x Control input (15 ... 30 VDC (active high); 0 ... 5 VDC (active low); max. 0.015 A)

Efficiency/power losses

Power loss P_l	≤ 0.4 W (no load)
Efficiency (typ.)	98 %

Circuit protection

Internal fuse	T 4 A
---------------	-------

Safety and protection

Isolation voltage (connectors – housing)	DC 1.5 kV
Protection class	III
Protection type	IP20; per EN 60529
Reverse voltage protection	No
Transient suppression (primary)	Suppressor diode (33 V)
Parallel operation of single channels	Not permitted
Series operation	No
MTBF	1,168,394 h

Insulation coordination (UL)

Overvoltage category	II
Pollution degree	2

Insulation coordination

Overvoltage category	II
Pollution degree	2

Connection data

Number of jumper slots	8
Connection technology	Push-in CAGE CLAMP®
WAGO connector	WAGO 857 Series
Solid conductor	0.08 ... 2.5 mm ² / 26 ... 14 AWG
Fine-stranded conductor	0.34 ... 2.5 mm ² / 22 ... 14 AWG
Strip length	9 ... 10 mm / 0.35 ... 0.39 inches
Note (conductor cross-section)	Depending on the output current, use the conductor cross-sections tested and approved by UL: 26 ... 14 AWG (0.5 A); 24 ... 14 AWG (1 A)

Physical data

Width	6 mm / 0.236 inches
Height	94 mm / 3.701 inches
Depth	94 mm / 3.701 inches
Depth from upper-edge of DIN-rail	97.8 mm / 3.85 inches

Mechanical data

Mounting type	DIN-35 rail
---------------	-------------

Material data

Fire load	0.631 MJ
Weight	55.6 g

Environmental requirements

Ambient temperature (operation)	-25 ... +70 °C
Ambient temperature (storage)	-40 ... +85 °C
Relative humidity	10 ... 95 % (no condensation permissible)
Derating	No derating
Operating altitude	≤ 2000 m (a.s.l.)

Standards and specifications

Conformity marking	CE; UKCA
Standards/specifications	EN 61000-6-2 EN 61000-6-3 UL 61010-2-201 DNV UL 1310 (NEC Class 2) UL 2367

Commercial data

ETIM 9.0	EC001440
ETIM 8.0	EC001440
PU (SPU)	1 pcs
Packaging type	Bag
Country of origin	IN
Customs tariff number	85363010900

Environmental Product Compliance

CAS-No.	11120-22-2 1303-86-2 1317-36-8 7439-92-1
REACH Candidate List Substance	Diboron trioxide Lead Lead monoxide Lead silicate
RoHS Compliance Status	Compliant,With Exemption
RoHS Exemption	6(c) 7(a) 7(c)-I 7(c)-II
SCIP notification number (Austria)	75dcd74a-91d1-4057-b201-b7bbf10892b5
SCIP notification number (Belgium)	1b1f27cc-07f8-4ce7-a523-8d5f28bc04d4
SCIP notification number (Bulgaria)	27661f5a-9fe4-48c0-a768-5894a0fac69d
SCIP notification number (Czech Republic)	f6cc626e-0410-4f1c-8bef-d592570df280
SCIP notification number (Denmark)	d2f0ceb3-219b-4cb9-84c2-cf20fdd9a7f
SCIP notification number (Finland)	46940890-32f6-47ff-b2c3-c5319565618e
SCIP notification number (France)	7f0370b6-61ab-4cf4-b850-79520ca088b5
SCIP notification number (Germany)	83497e1e-e446-403d-98cc-8676e9fa8977
SCIP notification number (Hungary)	12b11495-0199-4b22-92a8-24ac0c9b5a4d
SCIP notification number (Italy)	14f282f8-8926-4b87-b5d9-6e95b8e791a1
SCIP notification number (Netherlands)	d5b43b3a-9afb-44c8-a29b-a252cb4fead0
SCIP notification number (Poland)	d40ed850-9c1e-48d1-8e8c-64a87bc72eae
SCIP notification number (Romania)	7ef0433f-97c4-4f94-a73b-3f23a5f67287
SCIP notification number (Sweden)	42ca5865-1388-47a9-be81-80dcaa3ab5b6

Approvals / Certificates

General approvals

Declarations of conformity and manufacturer's declarations



Approval	Standard	Certificate Name
EAC GZO Almaty Standart	TP TC 020/2011	EAC CoC 03081
UL Underwriters Laboratories Inc. (ORDINARY LOCATIONS)	UL 61010-2-201	UL E175199 Vol.3 Sec.5
UR Underwriters Laboratories Inc.	-	E175199

Approval	Standard	Certificate Name
EU-Declaration of Conformity WAGO GmbH & Co. KG	-	-
UK-Declaration of Conformity WAGO GmbH & Co. KG	-	-

Approvals for marine applications

Approvals for hazardous areas



Approval	Standard	Certificate Name
DNV DNV Germany GmbH	DNV-CG-0339, Aug.2021	TAA00001D1

Approval	Standard	Certificate Name
UL Underwriters Laboratories Inc. (HAZARDOUS LOCATIONS)	UL 121201	E198726

Downloads

Environmental Product Compliance

Compliance Search	
Environmental Product Compliance 787-3861/100-1000	↓

Documentation

Manual			Instruction Leaflet				
Product Manual Elec- tronic circuit breaker	V 1.0.0 25.03.2024	pdf 7202.08 KB	↓	Electronic Circuit Brea- ker	V 1.1.1 11.09.2023	pdf 2491.12 KB	↓

CAD/CAE-Data

























CAD data	
2D/3D Models 787-3861/100-1000	↓

1 Compatible Products

1.1 Optional Accessories

1.1.1 Jumper

1.1.1.1 Jumper

 Item No.: 859-410/000-006 Jumper; for jumper slot; 10-way; insulated; blue	 Item No.: 859-410 Jumper; for jumper slot; 10-way; insulated; light gray	 Item No.: 859-410/000-005 Jumper; for jumper slot; 10-way; insulated; red	 Item No.: 859-410/000-029 Jumper; for jumper slot; 10-way; insulated; yellow
 Item No.: 859-402/000-006 Jumper; for jumper slot; 2-way; insulated; blue	 Item No.: 859-402 Jumper; for jumper slot; 2-way; insulated; light gray	 Item No.: 859-402/000-029 Jumper; for jumper slot; 2-way; insulated; yellow	 Item No.: 859-403/000-006 Jumper; for jumper slot; 3-way; insulated; blue
 Item No.: 859-403 Jumper; for jumper slot; 3-way; insulated; light gray	 Item No.: 859-403/000-005 Jumper; for jumper slot; 3-way; insulated; red	 Item No.: 859-403/000-029 Jumper; for jumper slot; 3-way; insulated; yellow	 Item No.: 859-404/000-006 Jumper; for jumper slot; 4-way; insulated; blue
 Item No.: 859-404 Jumper; for jumper slot; 4-way; insulated; light gray	 Item No.: 859-404/000-005 Jumper; for jumper slot; 4-way; insulated; red	 Item No.: 859-404/000-029 Jumper; for jumper slot; 4-way; insulated; yellow	 Item No.: 859-405/000-006 Jumper; for jumper slot; 5-way; insulated; blue
 Item No.: 859-405 Jumper; for jumper slot; 5-way; insulated; light gray	 Item No.: 859-405/000-005 Jumper; for jumper slot; 5-way; insulated; red	 Item No.: 859-405/000-029 Jumper; for jumper slot; 5-way; insulated; yellow	 Item No.: 859-406/000-006 Jumper; for jumper slot; 6-way; insulated; blue
 Item No.: 859-406 Jumper; for jumper slot; 6-way; insulated; light gray	 Item No.: 859-406/000-005 Jumper; for jumper slot; 6-way; insulated; red	 Item No.: 859-406/000-029 Jumper; for jumper slot; 6-way; insulated; signal yellow	 Item No.: 859-407/000-006 Jumper; for jumper slot; 7-way; insulated; blue

1.1.1.1 Jumper



Item No.: 859-407

Jumper; for jumper slot; 7-way; insulated; light gray



Item No.: 859-407/000-005

Jumper; for jumper slot; 7-way; insulated; red



Item No.: 859-407/000-029

Jumper; for jumper slot; 7-way; insulated; yellow



Item No.: 859-408/000-006

Jumper; for jumper slot; 8-way; insulated; blue



Item No.: 859-408

Jumper; for jumper slot; 8-way; insulated; light gray



Item No.: 859-408/000-005

Jumper; for jumper slot; 8-way; insulated; red



Item No.: 859-408/000-029

Jumper; for jumper slot; 8-way; insulated; yellow



Item No.: 859-409/000-006

Jumper; for jumper slot; 9-way; insulated; blue



Item No.: 859-409

Jumper; for jumper slot; 9-way; insulated; light gray



Item No.: 859-409/000-005

Jumper; for jumper slot; 9-way; insulated; red



Item No.: 859-409/000-029

Jumper; for jumper slot; 9-way; insulated; yellow

1.1.2 Marking

1.1.2.1 Marker



Item No.: 793-5501

WMB marking card; as card; for terminal block width 5 - 17.5 mm; stretchable 5 - 5.2 mm; plain; snap-on type; white



Item No.: 793-502

WMB marking card; as card; MARKED; 1 ... 10 (10x); not stretchable; Horizontal marking; snap-on type; white



Item No.: 793-566

WMB marking card; as card; MARKED; 1 ... 50 (2x); not stretchable; Horizontal marking; snap-on type; white



Item No.: 793-503

WMB marking card; as card; MARKED; 11 ... 20 (10x); not stretchable; Horizontal marking; snap-on type; white



Item No.: 793-504

WMB marking card; as card; MARKED; 21 ... 30 (10x); not stretchable; Horizontal marking; snap-on type; white



Item No.: 793-505

WMB marking card; as card; MARKED; 31 ... 40 (10x); not stretchable; Horizontal marking; snap-on type; white



Item No.: 793-506

WMB marking card; as card; MARKED; 41 ... 50 (10x); not stretchable; Horizontal marking; snap-on type; white



Item No.: 793-501

WMB marking card; as card; not stretchable; plain; snap-on type; white



Item No.: 2009-115

WMB-Inline; for Smart Printer; 1500 pieces on roll; stretchable 5 - 5.2 mm; plain; snap-on type; white

1.1.2.2 Marking strip



Item No.: 2009-110

Marking strips; for Smart Printer; on reel; not stretchable; plain; snap-on type; white

1.1.3 Potential distribution

1.1.3.1 Potential distribution module

Item No.: 787-3861/000-1000

Potential distribution module; 1 potential; with 8 clamping points 0V; Conductor cross-section up to 2.5 mm²

Item No.: 787-3861/000-2000

Potential distribution module; 1 potential; with 8 clamping points 24V; Conductor cross-section up to 2.5 mm²

Item No.: 787-3861/000-3000

Potential distribution module; 2 potentials; with 4 clamping points each (0V / 24V); Conductor cross-section up to 2.5 mm²

1.1.4 Tool

1.1.4.1 Operating tool



Item No.: 210-720

Operating tool; Blade: 3.5 x 0.5 mm; with a partially insulated shaft; multicoloured